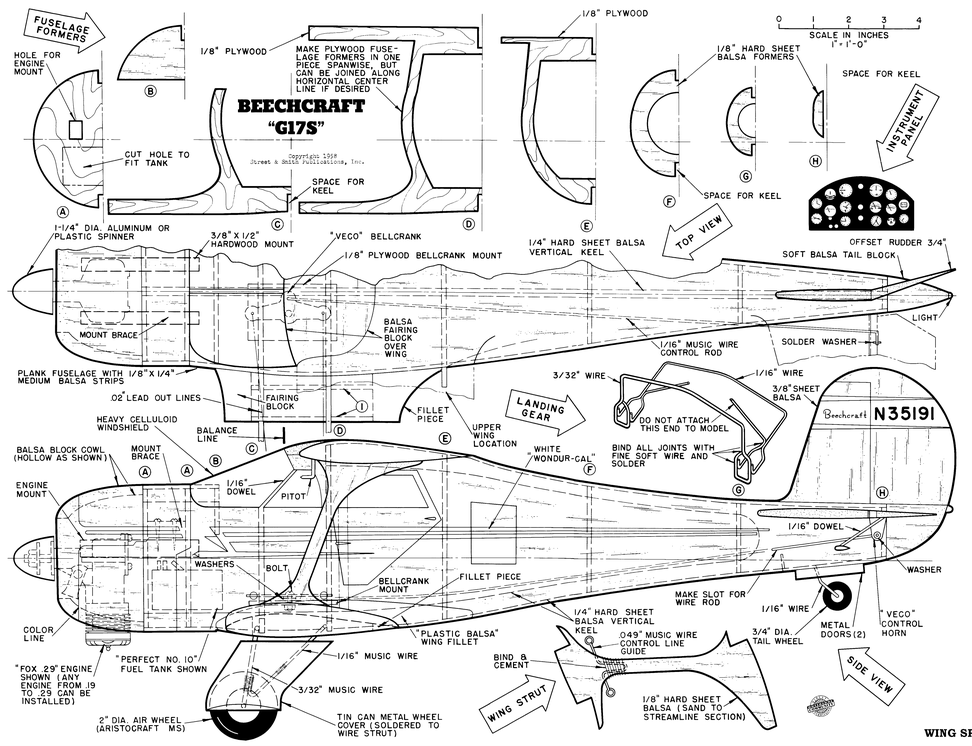

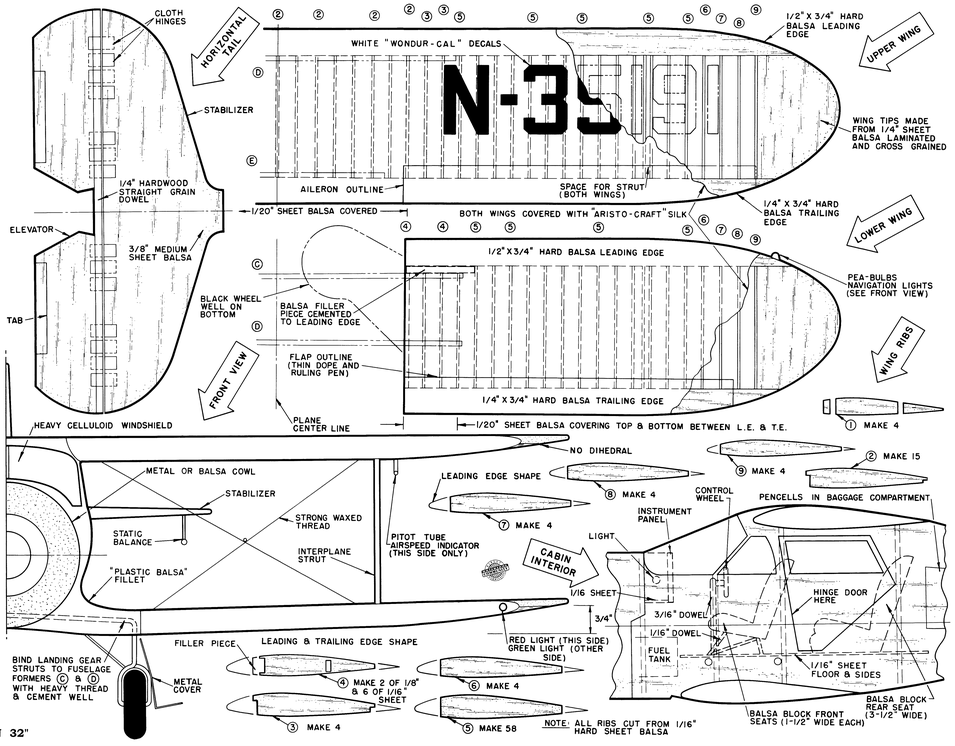

WING SPAN 32"

HOBBY HELPERS
770 HUNTS POINT AVE.
NEW YORK 59, N.Y.
GROUP #1158
(Beechcraft G17S; Just Right; Capacity Great Lakes Freighter)
PRINTED MATTER

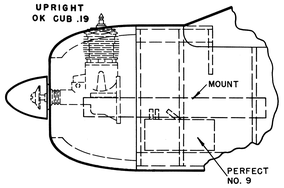

BEECHCRAFT "G17S"

BEECHCRAFT G17S - Additional Construction Instructions

Recommend all wing structure joints, then covered again along on top of plan. Cut out wing ribs and cement in place. Fit sheet of transparent Celanese over panels (by cute flashings made and set in place) and cement in place. Cement wing tips in place. Fit wing spars and cement in place. Cement wing tips in place (thick; it does not extend over leading edge of wing). Cement wing to fuselage (1/16" or below is not obtainable.)

Sandpaper wing structure thoroughly. Cover wing with silk, allow one hour between coats of dope. Cover wing with silk, allow one hour between coats of dope. Cover wings with silk, allow one hour between coats of dope. Cement silk to wing. Cement silk to edges of wing. Cement silk to edges of wing. Cement silk to edges of