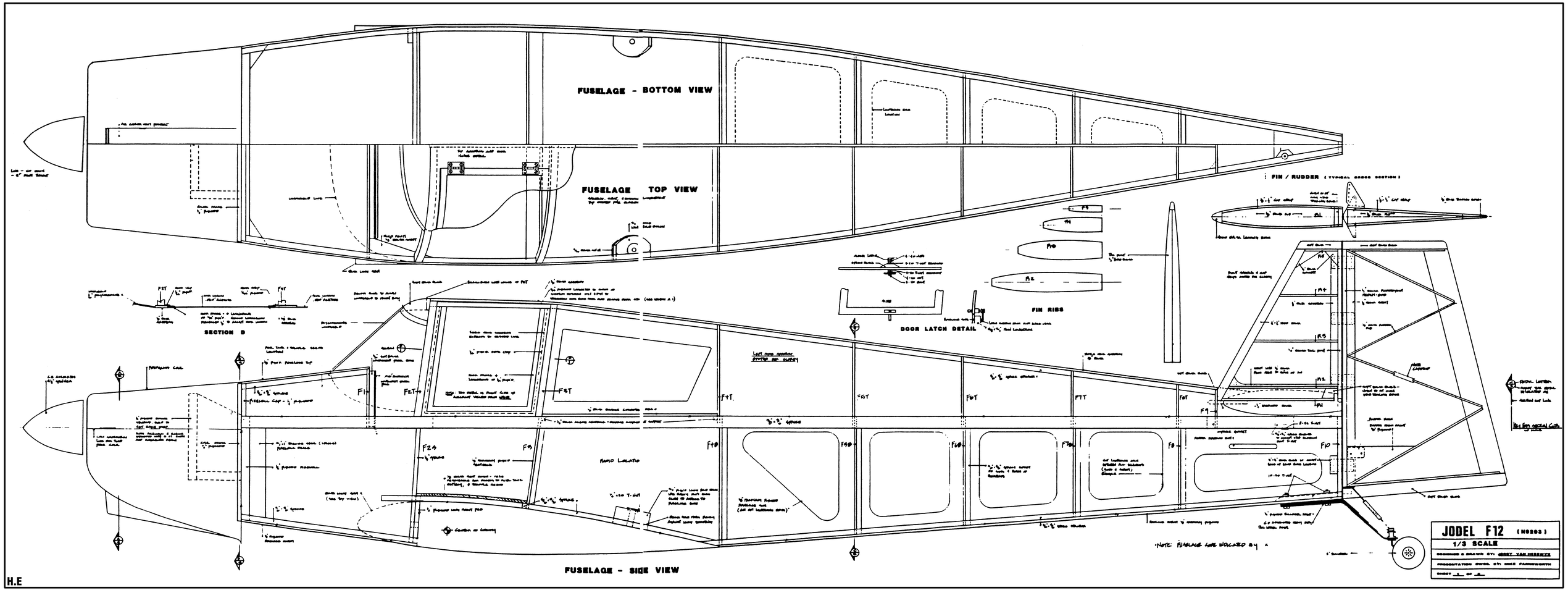
FUSELAGE - BOTTOM VIEW
FUSELAGE TOP VIEW
FIN / RUDDER (TYPICAL CROSS SECTION)
SECTION D
DOOR LATCH DETAIL
FIN RIBS
FUSELAGE - SIDE VIEW
JODEL F12 (N9203)
1/3 SCALE

H.E

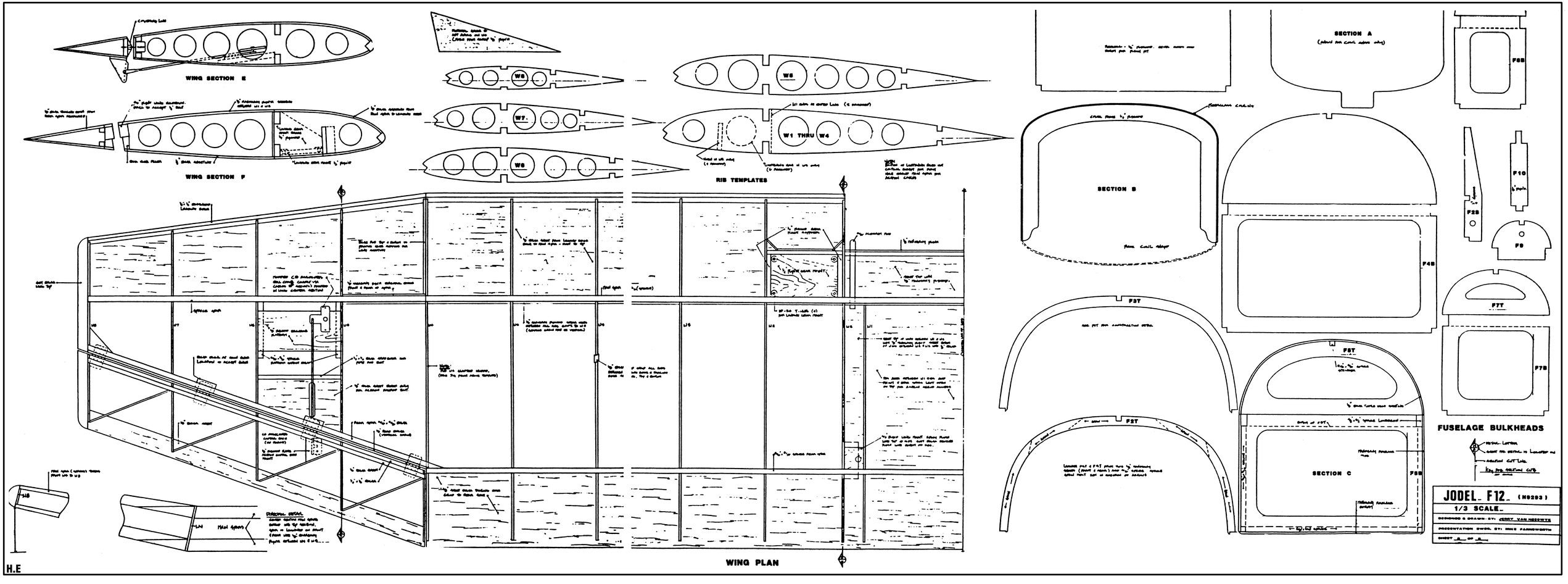
WING SECTION E
WING SECTION F
RIB TEMPLATES
W8
W7
W6
W1 THRU W4
WING PLAN
SECTION A
SECTION B
SECTION C
F2S
F4S
F3T
F2T
F6T
F8S
F10
F9
F7T
F7S
FUSELAGE BULKHEADS
JODEL F12 (N9203)
1/3 SCALE
DESIGNED & DRAWN BY: JERRY VAN HEERWYN
PRESENTATION DWGS. BY: MIKE FARNSWORTH
H.E

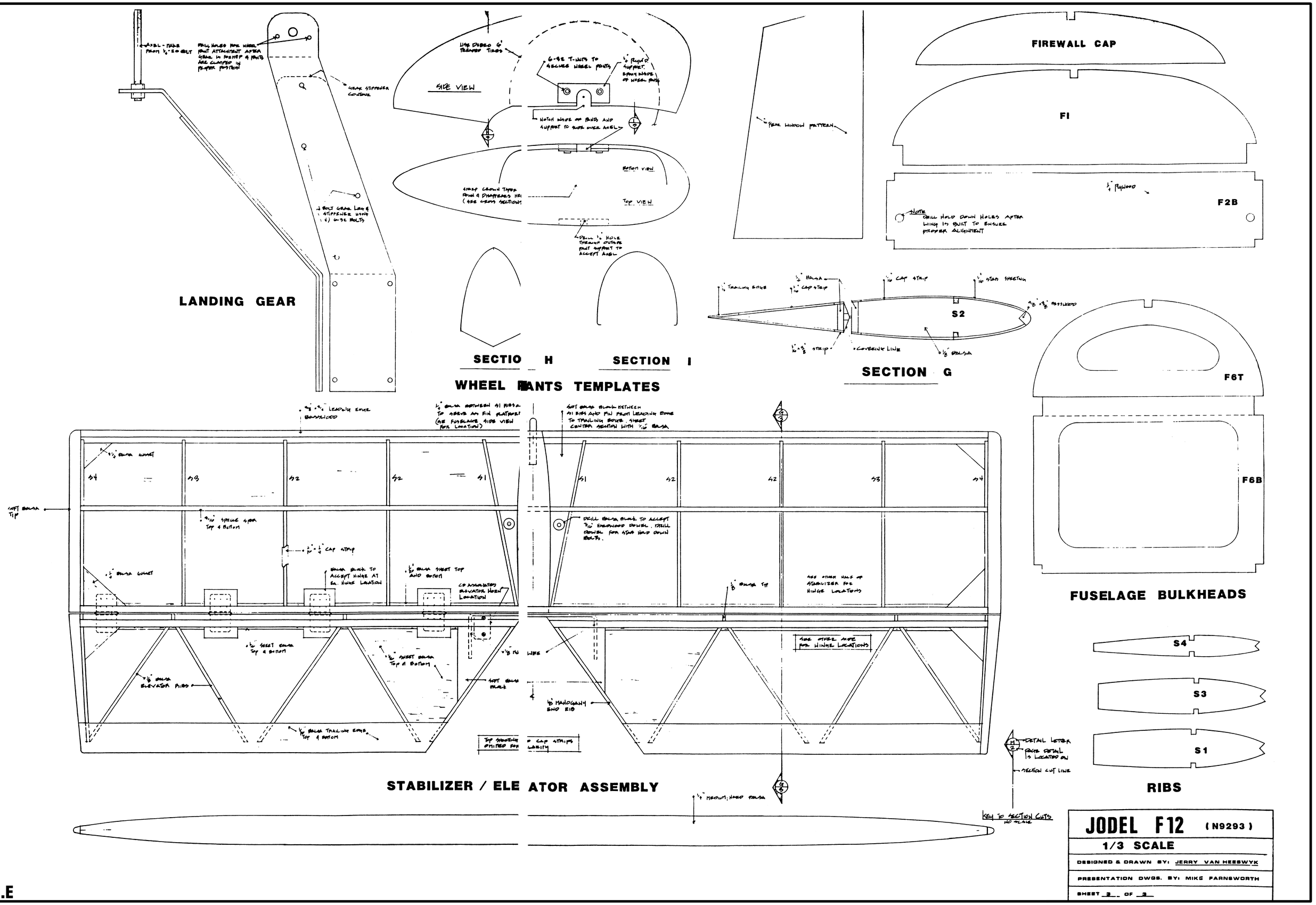
LANDING GEAR
AXEL - MADE FROM 1/4"-20 BOLT
DRILL HOLES FOR WHEEL PANT ATTACHMENT AFTER GEAR IS FORMED & PANTS ARE CLAMPED IN PROPER POSITION
GEAR STIFFENER CONTOUR
1 BOLT GEAR LEG & 1 STIFFENER WITH 4) 6-32 BOLTS
SIDE VIEW
USE DUBRO 6" TREADED TIRES
6-32 T-NUTS TO SECURE WHEEL PANTS
1/4" PLYWOOD SUPPORT. BOWN SHAPE OF WHEEL PANTS
NOTCH WIDE OF PANTS AND SUPPORT TO SLIDE OVER AXEL
BOTTOM VIEW
SHARP CROWN TAPER FROM & DIMPERES HERE (SEE CROSS SECTION)
TOP VIEW
DRILL 1/4" HOLE THROUGH CUTOUT PANT SUPPORT TO ACCEPT AXEL
REAR WINDOW PATTERN
FIREWALL CAP
F1
1/4" PLYWOOD
F2B
NOTE
DRILL HOLD DOWN HOLES AFTER WING IS BUILT TO ENSURE PROPER ALIGNMENT
SECTION H
SECTION I
SECTION G
TRAILING EDGE
1/4" BALSA
1/16" CAP STRIP
1/16" STAB SHEETING
S2
3/8" x 3/8" BASSWOOD
1/16" x 3/8" STRIP
COVERING LINE
1/8" BALSA
WHEEL PANTS TEMPLATES
3/8" x 3/4" LEADING EDGE BASSWOOD
1/4" BALSA BETWEEN S1 RIBS TO ASSIST AN FIN PLATFORM (SEE FUSELAGE SIDE VIEW FOR LOCATION)
SOFT BALSA BLOCK BETWEEN S1 RIBS AND FIN FROM LEADING EDGE TO TRAILING EDGE. SHEET CENTER SECTION WITH 1/16" BALSA
1/4" BALSA GUSSET
S4
S3
S2
S2
S1
S1
S2
S2
S3
S4
SOFT BALSA TIP
3/16" SPRUCE STRIP TOP & BOTTOM
1/4" x 1/4" CAP STRIP
DRILL BALSA BLOCK TO ACCEPT 3/16" HARDWOOD DOWEL. DRILL DOWEL FOR STAB HOLD DOWN BOLTS.
1/4" BALSA GUSSET
BALSA BLOCK TO ACCEPT HINGE AT EA. HINGE LOCATION
1/4" BALSA SHEET TOP AND BOTTOM
CD ANGULATES ELEVATOR HORN LOCATION
1/8" BALSA TIP
SEE OTHER HALF OF STABILIZER FOR HINGE LOCATIONS
1/4" SHEET BALSA TOP & BOTTOM
1/4" SHEET BALSA TOP & BOTTOM
1/8" PIN
WIRE
SEE OTHER SIDE FOR HINGE LOCATIONS
1/8" BALSA ELEVATOR RIBS
SOFT BALSA BLOCK
1/8" MAHOGANY END RIB
1/4" BALSA TRAILING EDGE TOP & BOTTOM
TOP SHEETING & CAP STRIPS OMITTED FOR CLARITY
STABILIZER / ELEVATOR ASSEMBLY
1/4" MEDIUM, HARD BALSA
DETAIL LETTER
PAGE DETAIL IS LOCATED ON
SECTION CUT LINE
KEY TO SECTION CUTS
NO SCALE
FUSELAGE BULKHEADS
F6T
F6B
RIBS
S4
S3
S1
JODEL F12 (N9293)
1/3 SCALE
DESIGNED & DRAWN BY: JERRY VAN HEESWYK
PRESENTATION DWGS. BY: MIKE FARNSWORTH
SHEET 3 OF 3
H.E