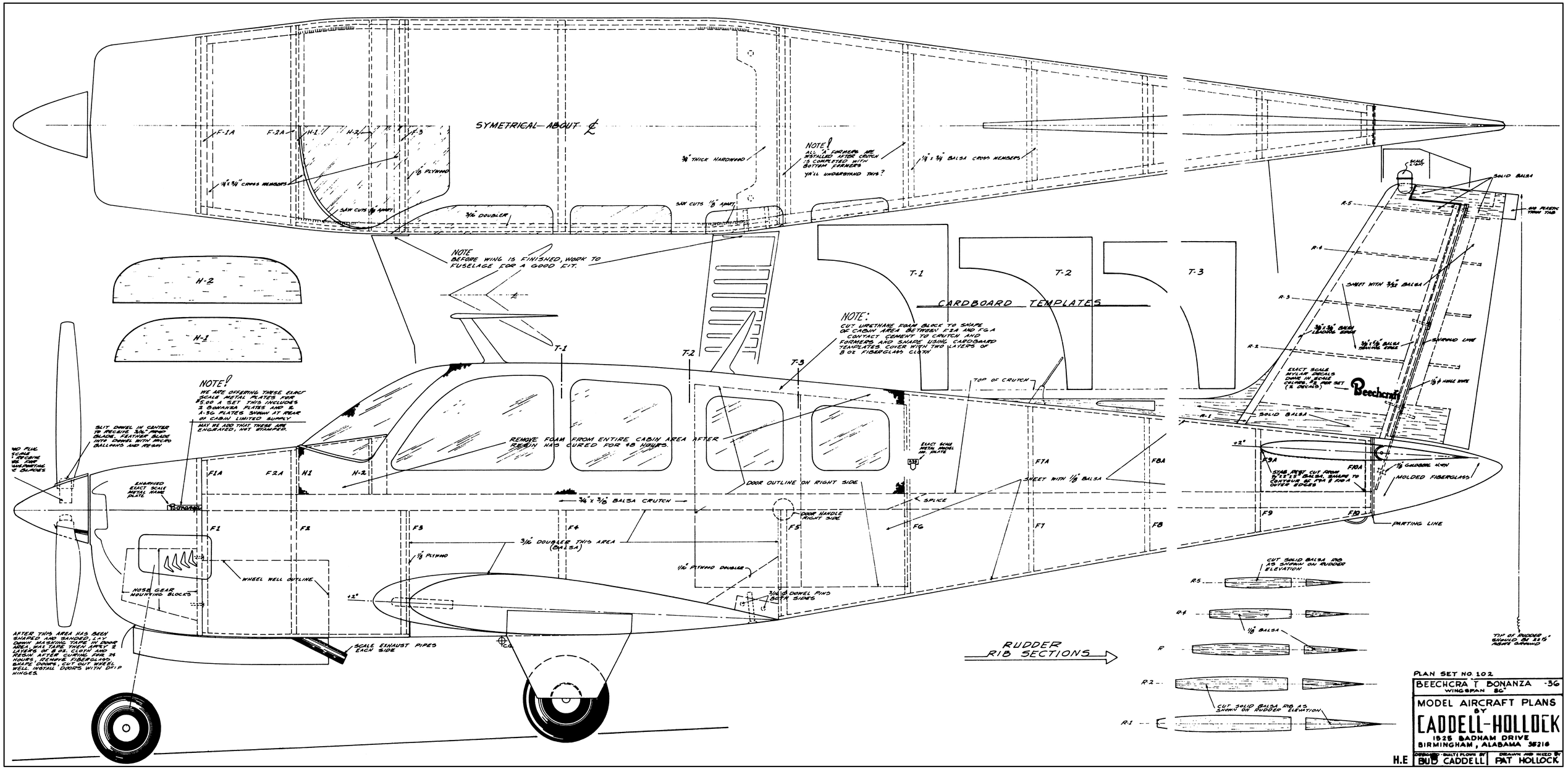
SYMETRICAL ABOUT ℄
F-1A
F-2A
H-1
H-2
F-3
1/16 x 3/4" CROSS MEMBERS
1/8 PLYWOOD
SAW CUTS 1/8" APART
3/16" DOUBLER
3/8" THICK HARDWOOD
NOTE!
ALL "A" FORMERS ARE INSTALLED AFTER CRUTCH IS COMPLETED WITH BOTTOM FLANGES
YA'LL UNDERSTAND THIS?
1/8 x 3/4" BALSA CROSS MEMBERS
NOTE
BEFORE WING IS FINISHED, WORK TO FUSELAGE FOR A GOOD FIT.
H-2
H-1
T-1
T-2
T-3
CARDBOARD TEMPLATES
NOTE:
CUT URETHANE FOAM BLOCK TO SHAPE OF CABIN AREA BETWEEN F2A AND F6A
CONTACT CEMENT TO CRUTCH AND FORMERS AND SHAPE USING CARDBOARD TEMPLATES. COVER WITH TWO LAYERS OF 8 OZ FIBERGLASS CLOTH
NOTE!
WE ARE OFFERING THESE EXACT SCALE METAL PLATES FOR $5.00 A SET THIS INCLUDES 2 BONANZA PLATES AND A 36 PLATES SHOWN AT REAR OF CABIN. LIMITED SUPPLY.
MAY WE ADD THAT THESE ARE ENGRAVED, NOT STAMPED.
SPLIT DOWEL IN CENTER TO RECEIVE 3/16" PLYWOOD BLADE. FEATHER BLADE INTO DOWEL WITH MICRO BALLOONS AND RESIN
NO FUEL TANK - ENGINE WILL COME WAY FORWARD OF BULKHEAD
REMOVE FOAM FROM ENTIRE CABIN AREA AFTER RESIN HAS CURED FOR 48 HOURS.
TOP OF CRUTCH
EXACT SCALE METAL WHEEL HUB PLATE
F1A
F2A
H1
H-2
F7A
F8A
SHEET WITH 1/8" BALSA
DOOR OUTLINE ON RIGHT SIDE
ENGRAVED EXACT SCALE METAL NAME PLATE
3/16 x 3/16 BALSA CRUTCH
SPLICE
DOOR HANDLE RIGHT SIDE
F1
F2
F3
F4
F5
F6
F7
F8
3/16" DOUBLER THIS AREA (BALSA)
1/8 PLYWOOD
1/16 PLYWOOD DOUBLER
3/16 ϕ DOWEL PINS BOTH SIDES
WHEEL WELL OUTLINE
NOSE GEAR MOUNTING BLOCKS
+2°
AFTER THIS AREA HAS BEEN SHAPED AND SANDED LIGHTLY COVER MASKING TAPE IN DOOR AREA. WAX TAPE THEN APPLY 2 LAYERS OF 8 OZ. CLOTH AND RESIN. AFTER CURING OVER 24 HOURS, REMOVE FIBERGLASS. SHAPE DOOR, CUT OUT WHEEL WELL. INSTALL DOORS WITH DRIP HINGES.
SCALE EXHAUST PIPES EACH SIDE
C.G.
SOLID BALSA
R-5
ONE PLASTIC TRIM TAB
R-4
SHEET WITH 3/32" BALSA
R-3
3/8 x 1/4" BALSA LEADING EDGE
3/8 x 1/4" BALSA TRAILING EDGE
SHIMMED LINE
R-2
EXACT SCALE MYLAR DECALS DRAWN IN SCALE COLORS. 2 PER SET (2 DECALS)
Beechcraft
1/8 ϕ HOLE WITH
R-1
SOLID BALSA
+2°
F9A
F10A
STAR FEET CUT FROM 3/16 x 1/2 BALSA. SHAPE TO CONTOUR OF F9A & F10A OUTER EDGES
1/8 GALBOARD HATCH
MOLDED FIBERGLASS
F9
F10
PARTING LINE
RUDDER RIB SECTIONS
CUT SOLID BALSA RIBS AS SHOWN ON RUDDER ELEVATION
R.5
R.4
1/8" BALSA
R
R.2
CUT SOLID BALSA RIBS AS SHOWN ON RUDDER ELEVATION
R.1
TOP OF RUDDER SHIMMED ON 12 1/4" FROM GROUND
PLAN SET NO. 102
BEECHCRAFT BONANZA -36
WINGSPAN 80"
MODEL AIRCRAFT PLANS BY
CADDELL-HOLLOCK
1525 BADHAM DRIVE
BIRMINGHAM, ALABAMA 35216
DESIGNED - BUILT & FLOWN BY
BUD CADDELL
DRAWN AND INKED BY
PAT HOLLOCK
H.E

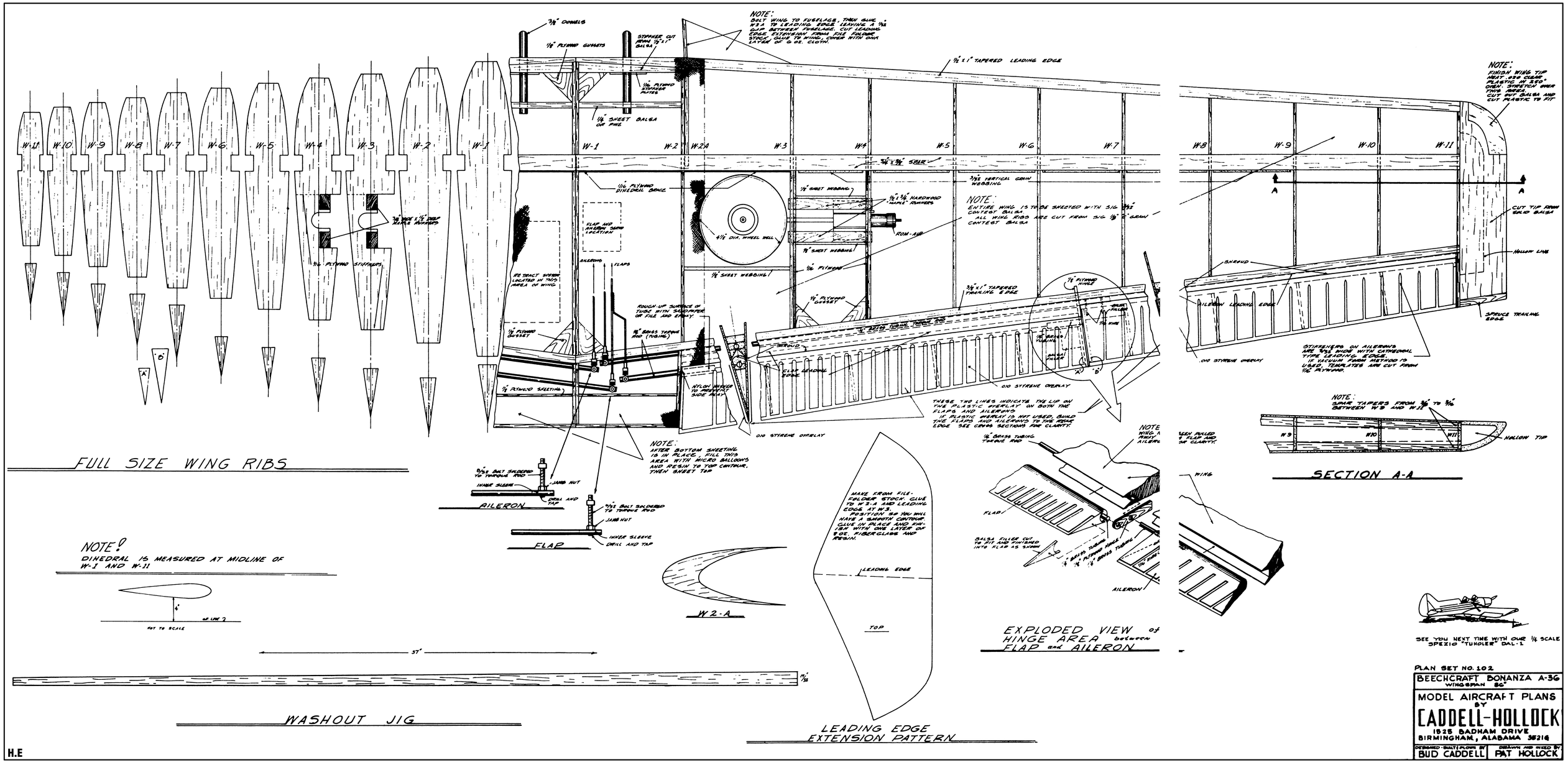
FULL SIZE WING RIBS
W-11 W-10 W-9 W-8 W-7 W-6 W-5 W-4 W-3 W-2 W-1
1/16" PLYWOOD STIFFENERS
3/8" DOWELS
1/16" PLYWOOD GUSSETS
STIFFNER, CUT FROM 1/8"x1" BALSA
1/16" PLYWOOD STIFFNER PLATES
1/16" SHEET BALSA OR PINE
NOTE: BOLT WING TO FUSELAGE. THEN GLUE PIA TO LEADING EDGE LEAVING A 1/16" GAP BETWEEN FUSELAGE. CUT LEADING EDGE EXTENSION FROM FILE FOLDER STOCK. GLUE TO WING, COVER WITH ONE LAYER OF 6 OZ. CLOTH.
1/2"x1" TAPERED LEADING EDGE
W-1 W-2 W-2A W-3 W-4 W-5 W-6 W-7 W-8 W-9 W-10 W-11
3/4"x3/4" SPAR
1/16" PLYWOOD DIHEDRAL BRACE
1/16" SHEET WEBBING
3/32" VERTICAL GRAIN WEBBING
1/2"x3/8" HARDWOOD "NAPE" RUNNERS
NOTE: ENTIRE WING IS TO BE SHEETED WITH 3/16" CONTEST BALSA. ALL WING RIBS ARE CUT FROM 3/16" & 1/8" CONTEST BALSA
FLAP AND AILERON SERVO LOCATION
4 7/8" DIA. WHEEL WELL
ROM-AIR
1/8" SHEET WEBBING
1/16" PLYWOOD
1/8" SHEET WEBBING
AILERONS
FLAPS
1/8" PLYWOOD GUSSET
3/8"x1" TAPERED TRAILING EDGE
1/8" PLYWOOD HINGE
1/8" PLYWOOD GUSSET
ROUGH UP SURFACE IN TURN WITH SANDPAPER OR FILE AND EMERY
1/8" BRASS TUBING ROD (1/16 DIA.)
1/8" PLYWOOD SHEETING
NYLON WASHER TO PREVENT SIDE WEAR
SHROUD
CLAP LEADING EDGE
.010 STYRENE OVERLAY
THESE TWO LINES INDICATE THE LIP ON THE PLASTIC FIBERGLAS ON BOTH THE FLAPS AND AILERONS. IF PLASTIC OVERLAY IS NOT USED, BUILD THE FLAPS AND AILERONS TO THE REAR EDGE. SEE CROSS SECTIONS FOR CLARITY.
NOTE: AFTER BOTTOM SHEETING IS IN PLACE, FILL THIS AREA WITH MICRO BALLOONS AND RESIN TO TOP CONTOUR. THEN SHEET TOP
.010 STYRENE OVERLAY
NOTE: FINISH WING TIP MEIT-RIT COMP. PLASTIC AT 350°. OVEN. STRETCH OVER TOP & BOTTOM. CUT BUT BALSA AND CUT PLASTIC TO FIT.
A A
CUT TIP FROM SOLID BALSA
HOLLOW LINE
SHROUD
AILERON LEADING EDGE
SPRUCE TRAILING EDGE
.010 STYRENE OVERLAY
STIFFENERS ON AILERONS ARE 3/32" RIBS WITH CATHEDRAL TYPE LEADING EDGE. IF VACUUM FORM METHOD IS USED, TEMPLATES ARE CUT FROM 1/16" PLYWOOD.
NOTE: SPAR TAPERS FROM 3/8" TO 3/16" BETWEEN W-9 AND W-11
W-9 W-10 W-11
HOLLOW TIP
SECTION A-A
3/32" BOLT SOLDERED TO TURNBUCKLE END
JAMB NUT
HINGE SLEEVE
DRILL AND TAP
AILERON
3/32" BOLT SOLDERED TO TURNBUCKLE END
JAMB NUT
HINGE SLEEVE
DRILL AND TAP
FLAP
NOTE! DIHEDRAL IS MEASURED AT MIDLINE OF W-1 AND W-11
4"
NOT TO SCALE
37"
7/16"
WASHOUT JIG
W-2-A
MAKE FROM FILE-FOLDER STOCK. GLUE TO W-2A AND LEADING EDGE AT W-2. POSITION SO YOU WILL HAVE A SMOOTH CONTOUR. GLUE IN PLACE AND FIBERGLAS WITH ONE LAYER OF 6 OZ. FIBERGLAS AND RESIN.
LEADING EDGE
TOP
LEADING EDGE EXTENSION PATTERN
1/16" BRASS TUBING TWINE END
FLAP
BALSA FILLER, CUT TO FIT AND FORMED INTO FLAP AS SHOWN
1/8" BRASS TUBING
1/8" PLYWOOD HINGE
1/8" BRASS TUBING
AILERON
EXPLODED VIEW of HINGE AREA between FLAP and AILERON
WING
SEE YOU NEXT TIME WITH OUR 1/4 SCALE SPEZIO "TUNDER" DAL-1
PLAN SET NO. 102
BEECHCRAFT BONANZA A-36
WINGSPAN 36"
MODEL AIRCRAFT PLANS BY
CADDELL-HOLLOCK
1525 BADHAM DRIVE
BIRMINGHAM, ALABAMA 35216
DESIGNED - BUILT - FLOWN BY BUD CADDELL
DRAWN AND INKED BY PAT HOLLOCK
H.E

FULL-SIZE PLANS AVAILABLE
ON THREE LARGE SHEETS
FROM: CADDELL-HOLLOCK,
1525 BADHAM DR.,
BIRMINGHAM, AL 35216.
SEE TEXT FOR PRICES AND
ORDERING INFORMATION.

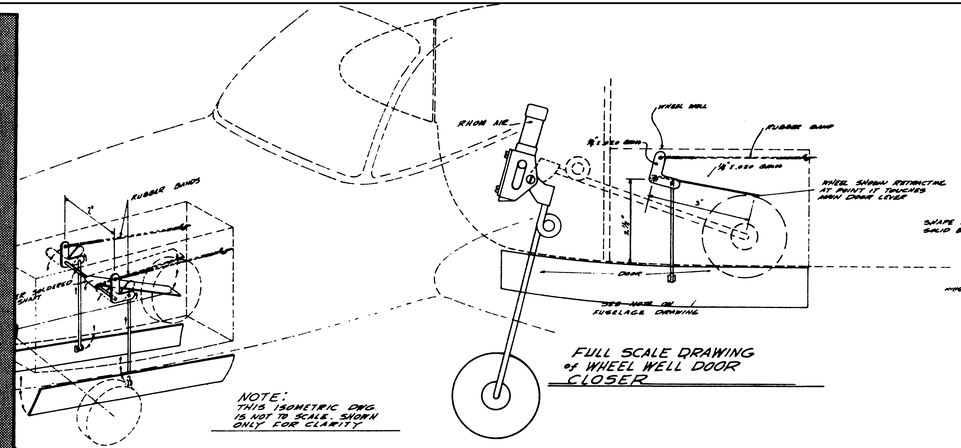

NOTE:
THIS ISOMETRIC DWG. IS NOT TO SCALE, SHOWN ONLY FOR CLARITY

ISOMETRIC DRAWING of WHEEL WELL DOOR DETAILS

FULL SCALE DRAWING of WHEEL WELL DOOR CLOSER

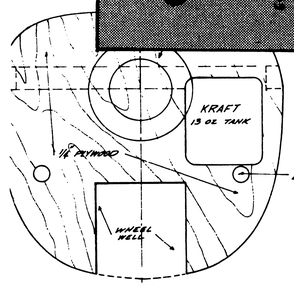

FIREWALL

NOTE!
A VISIT TO A FULL SCALE BONANZA A-36 IS HIGHLY RECOMMENDED FOR ADDITIONAL CLARITY OF DETAILS

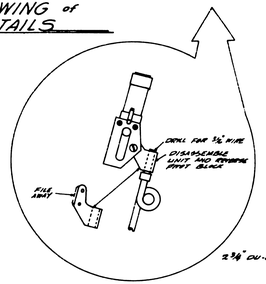

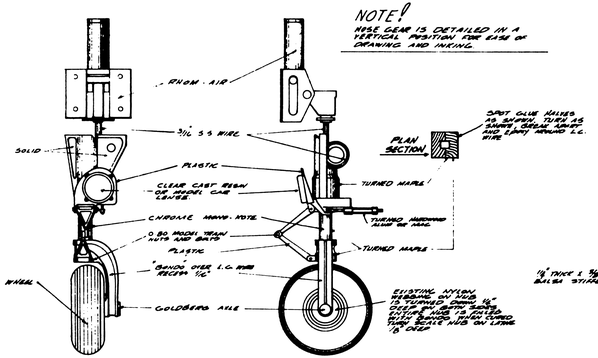

NOTE!
NOSE GEAR IS DETAILED IN A VERTICAL POSITION FOR EASE OF DRAWING AND INKING.

SCALE NOSE GEAR

STABILIZER

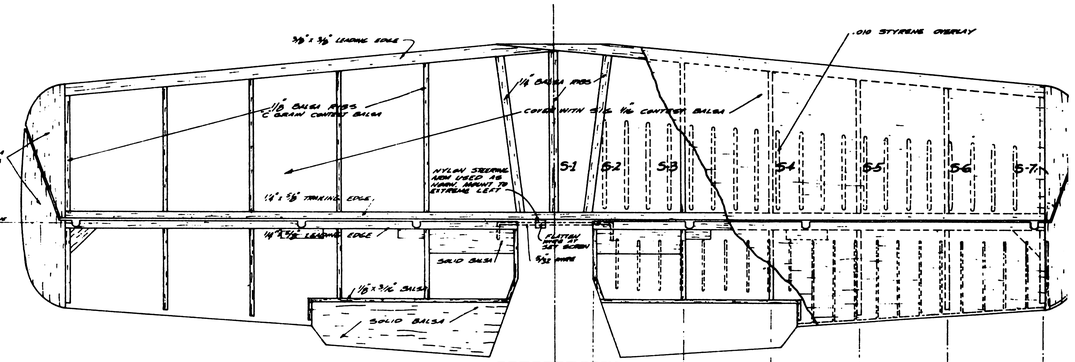

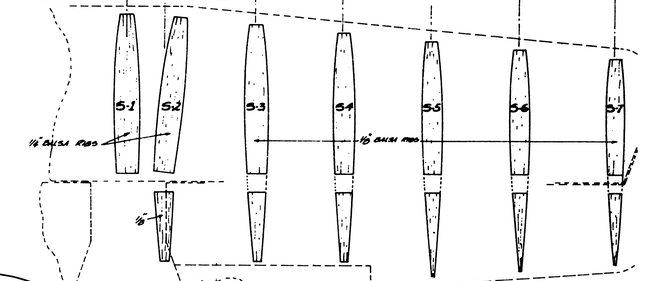

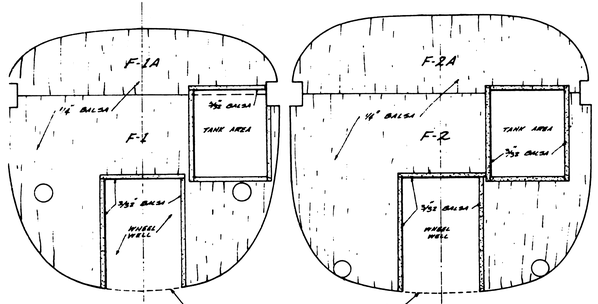

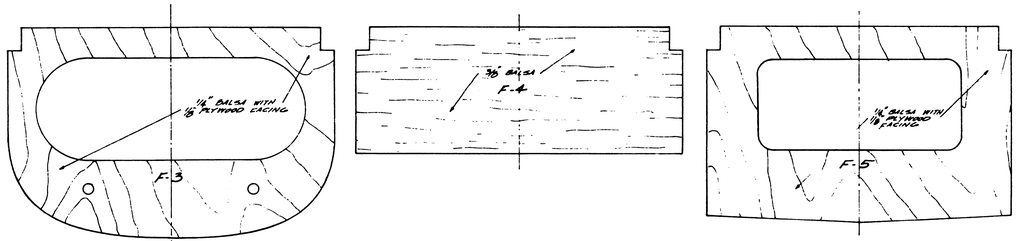

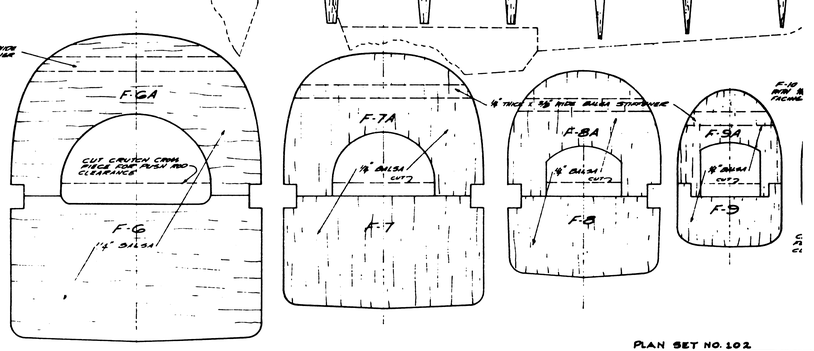

FUSELAGE FORMERS

H.E

PLAN SET NO. 102
BEECHCRAFT BONANZA A-36
WINGSPAN 36"
MODEL AIRCRAFT PLANS BY
CADDELL-HOLLOCK
1525 BADHAM DRIVE
BIRMINGHAM, ALABAMA 35216
DESIGNED / BUILT / FLOWN BY BUD CADDELL | DRAWN AND INKED BY PAT HOLLOCK