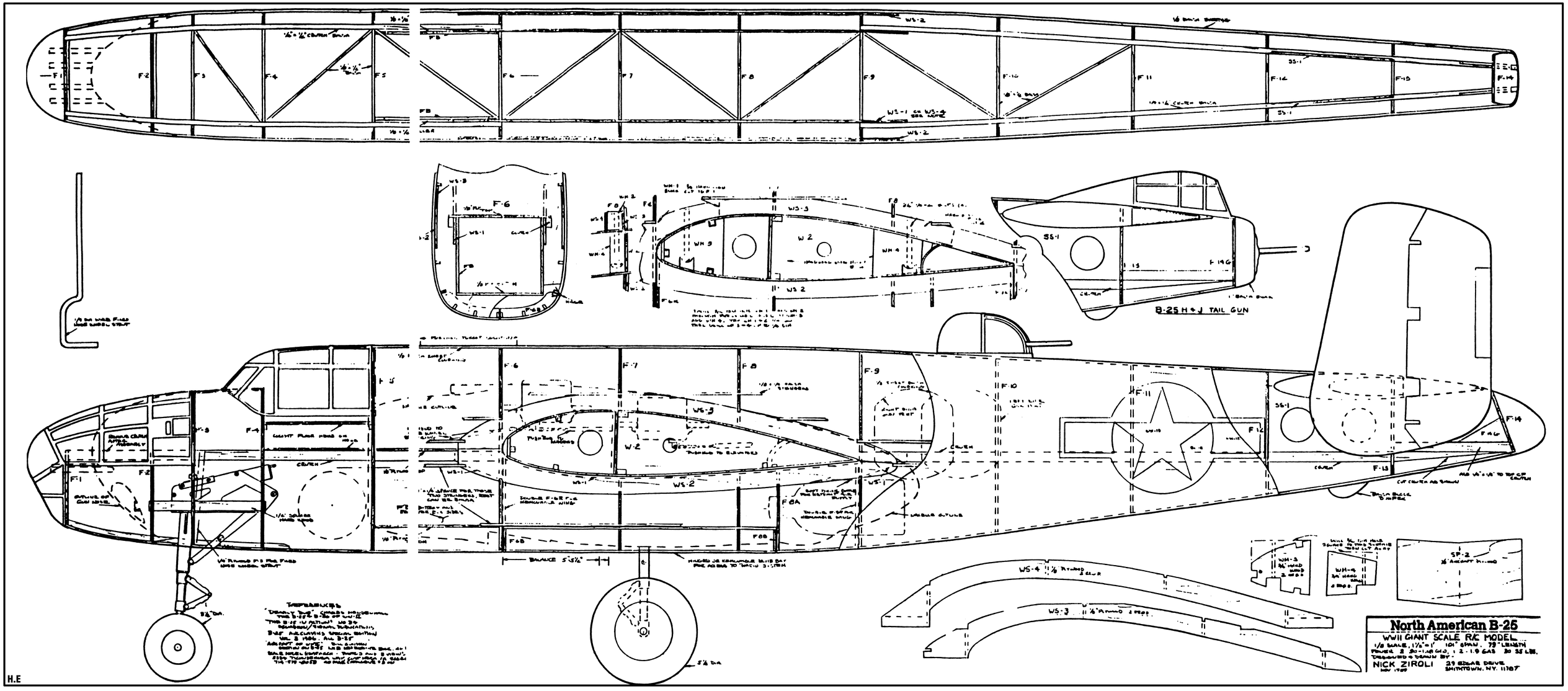
B-25 H + J TAIL GUN
North American B-25
WWII GIANT SCALE R/C MODEL
1/8 SCALE, 1½" = 1' 104" SPAN, 79" LENGTH
POWER 2 30-1.48 G.O., 2-1.9 GAS 30 35 LB.
DESIGNED & DRAWN BY:
NICK ZIROLI
29 EDGAR DRIVE
SMITHTOWN, NY. 11787
BALANCE 5'5½"
H.E

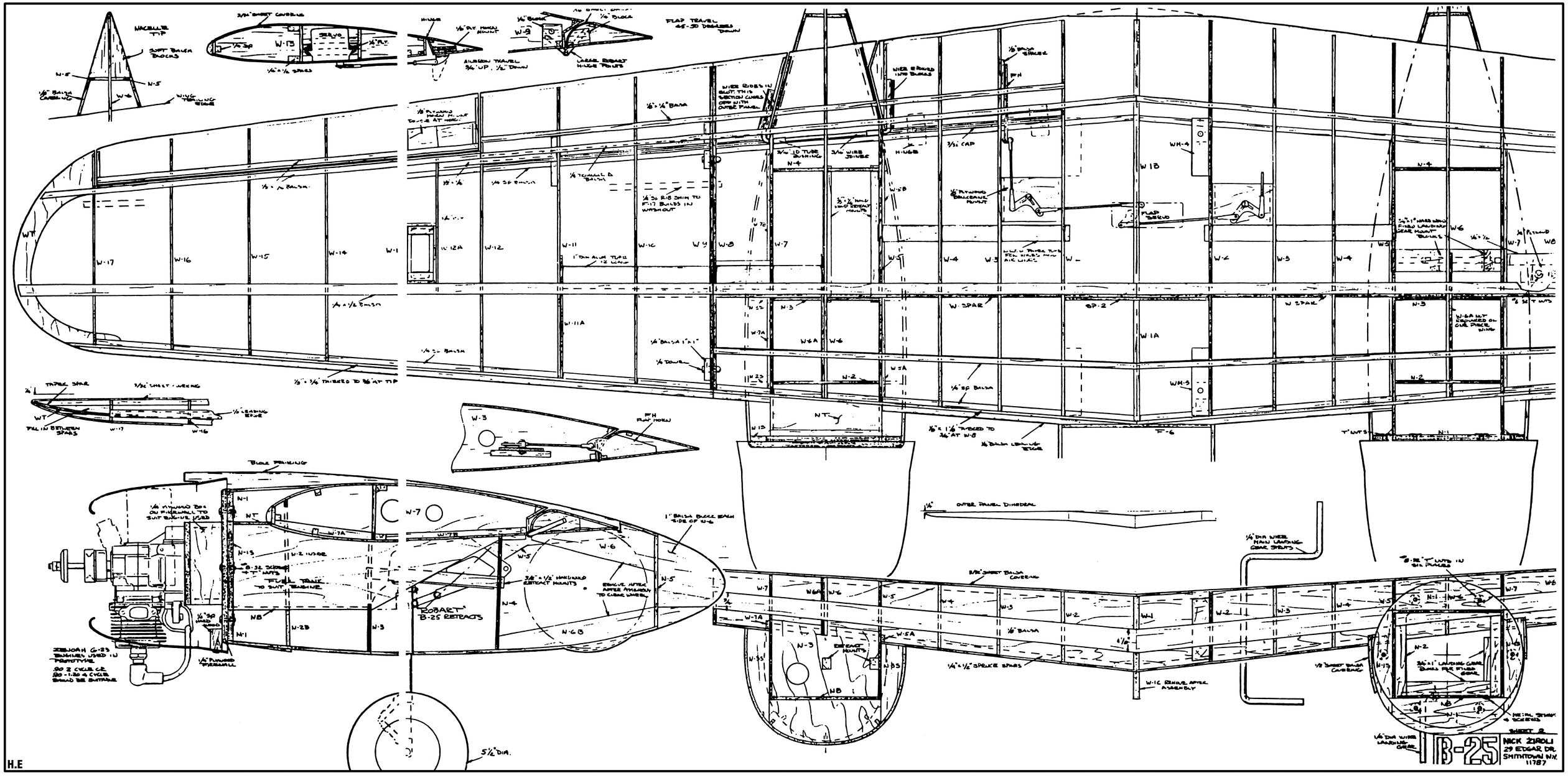
NACELLE TIP
SOFT BALSA BLOCKS
3/32" SHEET COVERING
SERVO
HINGE
AILERON TRAVEL 3/4" UP, 1/2" DOWN
FLAP TRAVEL 45-50 DEGREES DOWN
WIRE RIDES IN SLOT. THIS SECTION COMES OFF WITH OUTER PANEL
WIRE GROUND INTO BLOCKS
3/32" CAP
FLAP SERVO
W-1B
W-3 SPAR
SP-2
W-1A
F-6
TAPER SPAR
FILL IN BETWEEN SPARS
FH FLAP HOOK
BLOCK FAIRING
1/8" PLYWOOD BOX ON FIREWALL TO SUIT BACK-LIVE USED
"FULL TRACK" TO SUIT ENGINE
ZENOAH G-23 ENGINE USED IN PROTOTYPE
90 2 CYCLE C.E. 80-1.20 4 CYCLE SHOULD BE SUITABLE
1" BALSA BLOCK EACH SIDE OF W-6
3/8" x 1/2" HARDWOOD RETREAT MOUNTS
REMOVE AFTER ASSEMBLY TO CLEAR WHEEL
"ROBART" B-25 RETREATS
5 1/2" DIA.
OUTER PANEL DIHEDRAL
1/4" DIA WIRE MAIN LANDING GEAR SEATS
3/8" SHEET BALSA COVERING
1/4" x 1/2" SPRUCE SPARS
W-1C REMOVE AFTER ASSEMBLY
1/2" SHEET BALSA COVERING
3/8" x 1" LANDING GEAR BOLTS PER PLUG GEAR
1/4" DIA WIRE LANDING GEAR
METAL SHIMS & SCREWS
SHEET 2
TB-25
NICK ZIROLI
29 EDGAR DR.
SHIRLEY N.Y.
11967
H.E

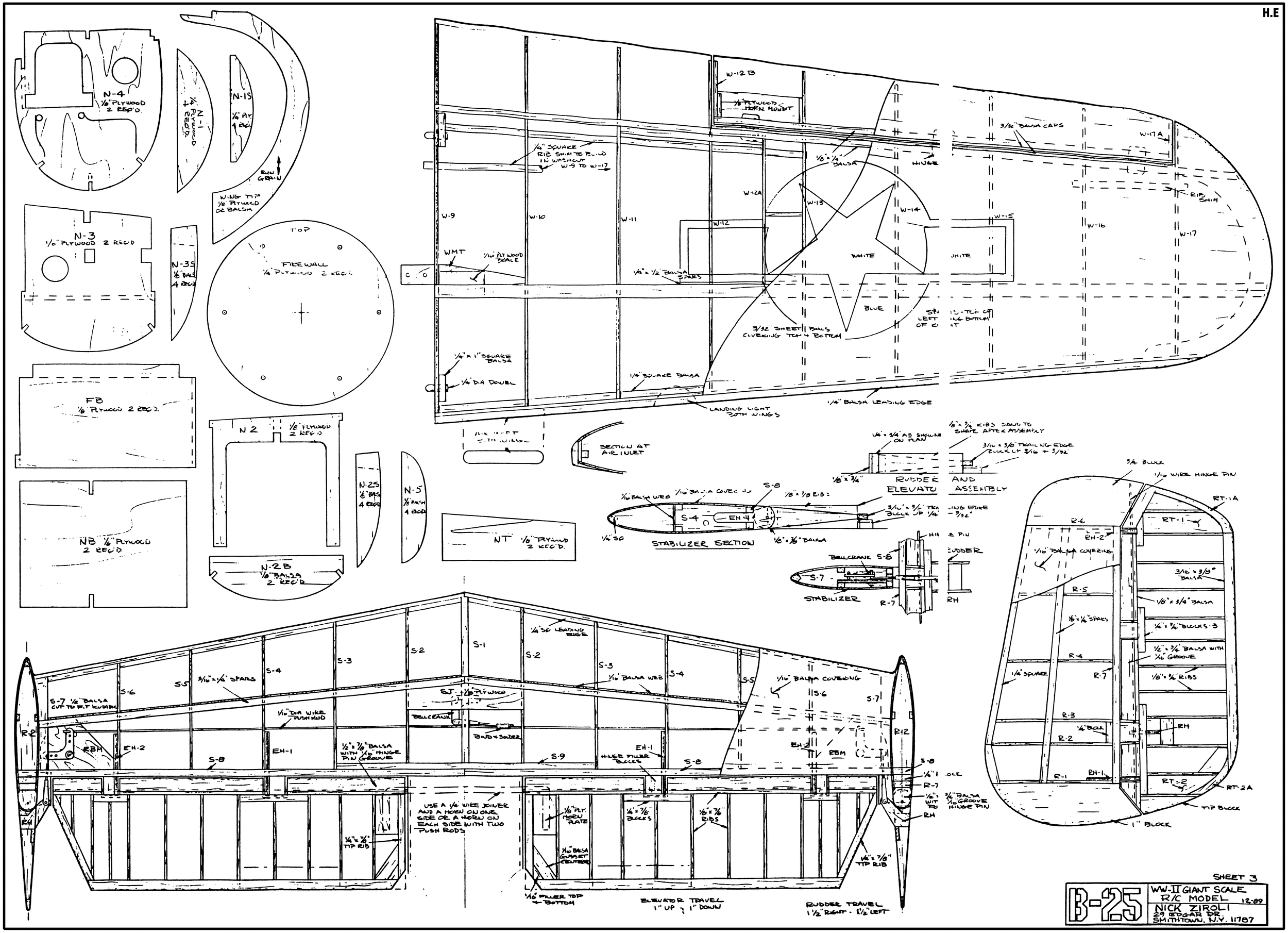
N-4
1/8" PLYWOOD
2 REQ'D.
N-1
1/4" PLYWOOD
2 REQ'D.
N-1S
1/4" PLY
4 REQ'D
RUN GRAIN
WING TIP
1/8 PLYWOOD
OR BALSA
N-3
1/8" PLYWOOD 2 REQ'D
N-3S
1/8 BALS
4 REQ'D
TOP
FIREWALL
1/4" PLYWOOD 2 REQ'D.
FB
1/8 PLYWOOD 2 REQ'D.
N 2
1/8 PLYWOOD
2 REQ'D
N-2S
1/8" BALS
4 REQ'D
N-5
1/8 PLY'M
4 REQ'D
NB 1/8" PLYWOOD
2 REQ'D.
N-2B
1/8" BALSA
2 REQ'D
NT 1/8" PLYWOOD
2 REQ'D.
W-12B
1/8" PLYWOOD
HORN MOUNT
1/4" SQUARE
RIB SHIM TO BUILD
IN WASHOUT
W-9 TO W-17
1/8" x 1/4"
BALSA
HINGE
3/32" BALSA CAPS
W-17A
RIB
SHIM
W-12A
W-13
W-14
W-15
W-16
W-17
W-9
W-10
W-11
W-12
WMT
1/16 PLYWOOD
SCALE
1/4" x 1/2" BALSA
SPARS
WHITE
BLUE
3/32" SHEET BALS
COVERING TOP & BOTTOM
1/4" x 1" SQUARE
BALSA
1/4" DIA DOWEL
1/4" SQUARE BALSA
LANDING LIGHT
BOTH WINGS
1/4" BALSA LEADING EDGE
AIR INLET
BOTH WINGS
SECTION AT
AIR INLET
1/8" x 3/4" RIBS SAND TO
SHAPE AFTER ASSEMBLY
1/4" x 3/4" AS SHOWN
ON PLAN
3/16" x 3/8" TRAILING EDGE
BLOCK UP 3/16 + 3/32
1/8" x 3/4"
RUDDER AND
ELEVATOR ASSEMBLY
1/16" BALSA WEB
1/16" BALSA COVER
S-8
1/8" x 3/8 RIBS
S-4
EH-4
3/16" x 3/8" TRAILING EDGE
BLOCK UP 1/4 + 3/32"
1/4" SQ
1/8" x 3/8" BALSA
STABILIZER SECTION
BELLCRANK S-8
S-7
STABILIZER
R-7
RUDDER
RH
3/4 BLOCK
1/16 WIRE HINGE PIN
RT-1A
R-6
RT-1
RH-2
1/16" BALSA COVERING
3/16" x 3/8"
BALSA
R-5
1/8" x 3/4" BALSA
1/8" x 1/4" SPARS
1/4" x 3/4" BLOCKS-3
1/2" x 3/4" BALSA WITH
1/16" GROOVE
R-4
R-7
1/4" SQUARE
1/8" x 3/8" RIBS
R-3
1/4" BLOCK
RH
R-2
R-1
RH-1
RT-2
RT-2A
TIP BLOCK
1" BLOCK
1/4" SQ LEADING EDGE
S-1
S-2
S-3
S-4
S-5
S-6
S-7
S-8
S-9
3/16" x 1/8" SPARS
1/16" BALSA WEB
1/16" BALSA COVERING
S-7 1/8" BALSA
CUT TO F.F. RUDDER
1/16" DIA WIRE
PUSH ROD
BELLCRANK
BIND & SOLDER
R-2
EBH
EH-2
EH-1
1/2" x 7/8" BALSA
WITH 1/16" HINGE
PIN GROOVE
HINGE FILLER
BLOCKS
EH-3
R-12
1/8" PLY
HORN
PLATE
1/4" x 7/8
BLOCKS
1/8" x 7/8
RIBS
USE A 1/4 WIRE JOINER
AND A HORN ON ONE
SIDE OR A HORN ON
EACH SIDE WITH TWO
PUSH RODS
1/4" x 7/8"
TIP RIB
1/16" BALSA
GUSSET CENTERED
1/16" FILLER TOP
& BOTTOM
ELEVATOR TRAVEL
1" UP & 1" DOWN
RUDDER TRAVEL
1 1/2" RIGHT - 1 1/2" LEFT
1/4" x 7/8"
TIP RIB
RH
SHEET 3
B-25
WW-II GIANT SCALE
R/C MODEL
12-89
NICK ZIROLI
29 EDGAR DR.
SMITHTOWN, N.Y. 11787

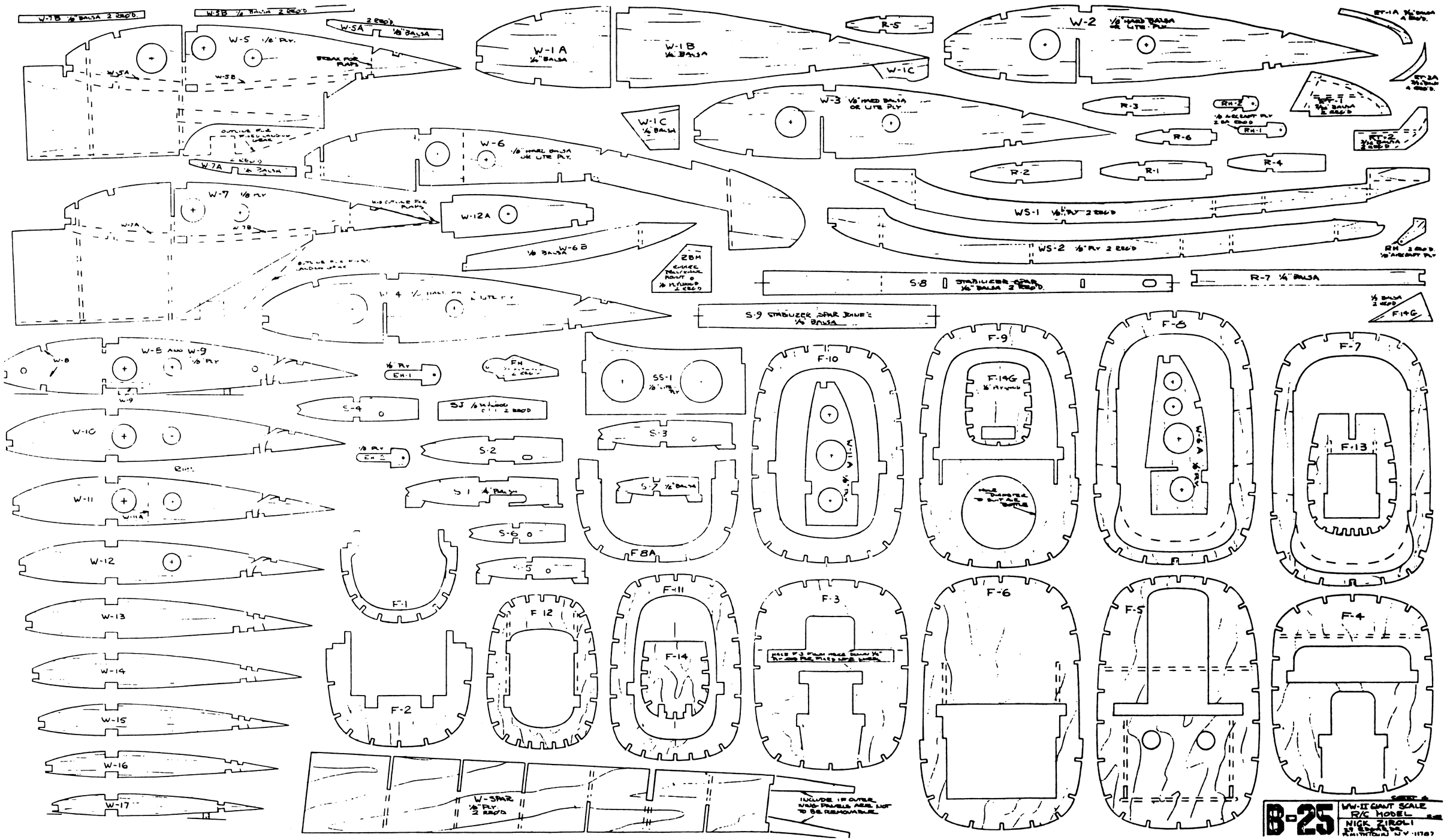
W-7B 1/8" BALSA 2 REQ'D.
W-5B 1/8" BALSA 2 REQ'D
W-5A 2 REQ'D. 1/8" BALSA
W-5 1/8" PLY.
W-5A
W-5B
W-1A 1/8" BALSA
W-1B 1/8" BALSA
W-1C
R-5
W-2 1/8" MED BALSA OR LITE PLY
ET-1A 1/8" BALSA 4 REQ'D.
ET-2A 3/16" BALSA 4 REQ'D.
W-1C 1/8" BALSA
W-3 1/8" MED BALSA OR LITE PLY
R-3
RH-2
1/8" AIRCRAFT PLY 2 REQ'D
RH-1
R-6
RT-1 3/16" BALSA 2 REQ'D
RT-2 3/16" BALSA 2 REQ'D
W-7A 1/8" BALSA
W-6 1/8" MED BALSA OR LITE PLY.
R-2
R-1
R-4
W-7 1/8" PLY
W-7A
W-7B
W-12A
W-6B 1/8" BALSA
WS-1 1/8" PLY 2 REQ'D
WS-2 1/8" PLY 2 REQ'D
RH 2 REQ'D. 1/8" AIRCRAFT PLY
ZBM
S-8 STABILIZER SPAR 1/8" BALSA 2 REQ'D.
R-7 1/4" BALSA
W-4 1/8" MED BALSA OR LITE PLY
S-9 STABILIZER SPAR DRIVE 1/8" BALSA
1/8" BALSA 2 REQ'D
F-14G
W-8 AND W-9 1/8" PLY
W-8
W-9
1/8" PLY
EH-1
FH
SS-1 1/8" LITE PLY
F-10
F-9
F-14G 1/8" PLYWOOD
F-8
F-7
S-4
SJ 1/8" PLYWOOD 2 REQ'D
W-10
S-3
1/8" PLY
EH-2
S-2
S-1 1/4" PLYWOOD
S-7 1/2" BALSA
F-8A
F-13
W-11
W-11A
S-6
S-5
W-12
F-1
F-11
F-3
F-6
F-5
F-4
W-13
F-12
F-14
W-14
F-2
W-15
W-16
W-17
W-SPAR 1/8" PLY 2 REQ'D
INCLUDE IF OUTER WING PANELS ARE NOT TO BE REMOVABLE
B-25
WW-II GIANT SCALE R/C MODEL
NICK ZIROLI
23 ERNA DR.
RAMTHOLA N.Y. 11787