DOUBLE DUTCH

DESIGNED BY PETER HOLLAND

A LIGHTWEIGHT 38½" SPAN BI-PLANE
FOR S400 ELECTRIC MOTORS AND 3 FUNCTION
LIGHT RADIO CONTROL

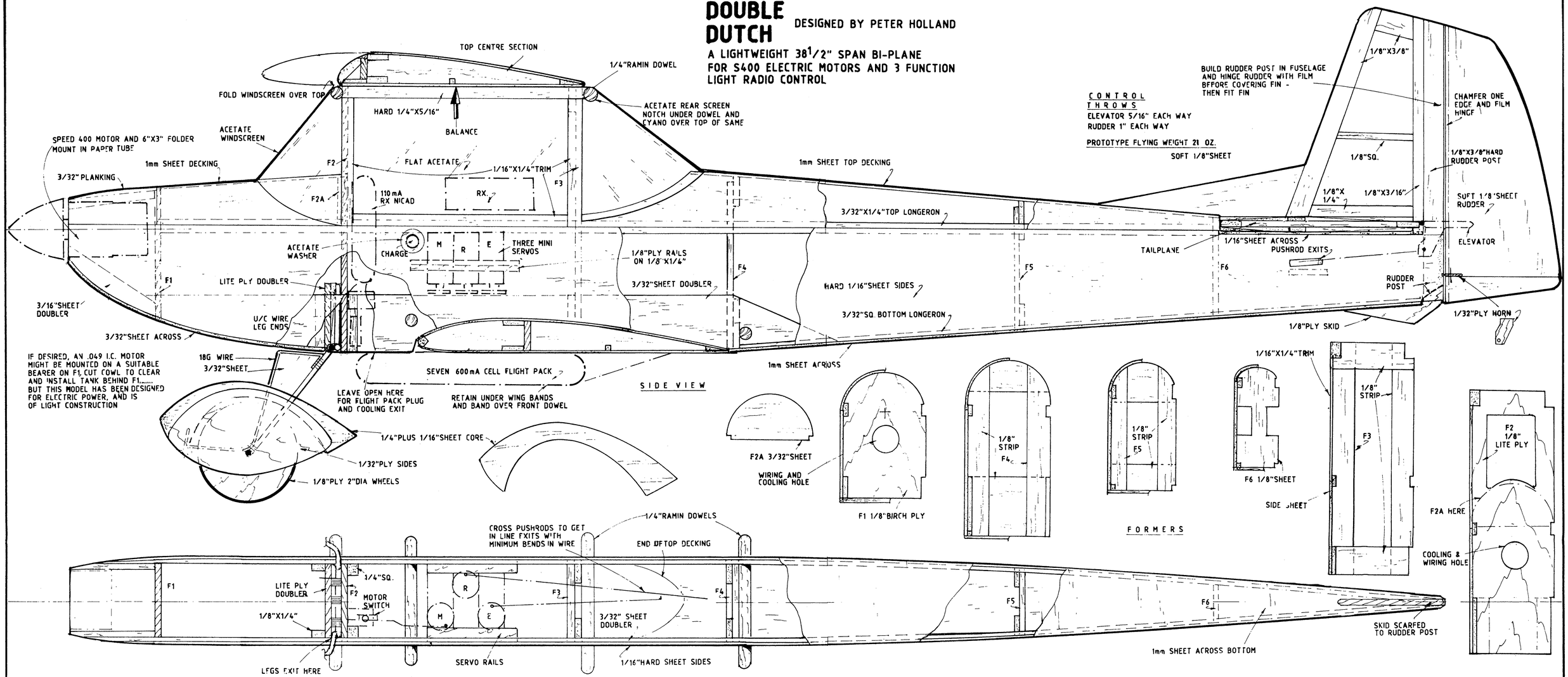

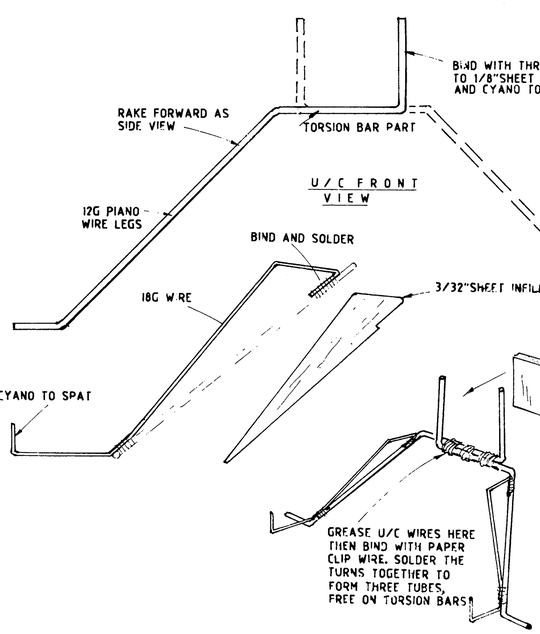

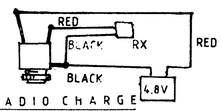

RADIO CHARGE

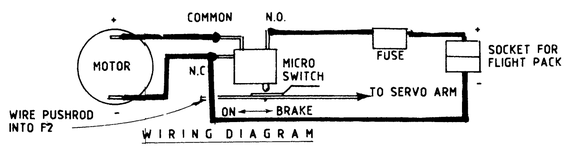

WIRING DIAGRAM

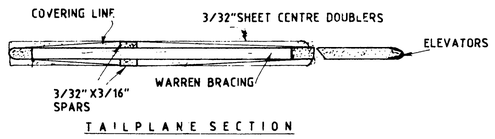

TAILPLANE SECTION

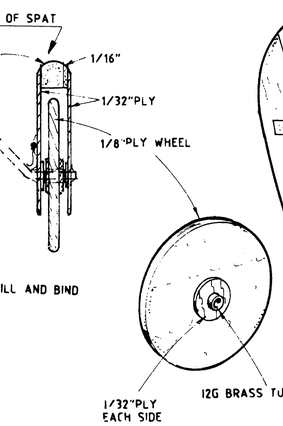

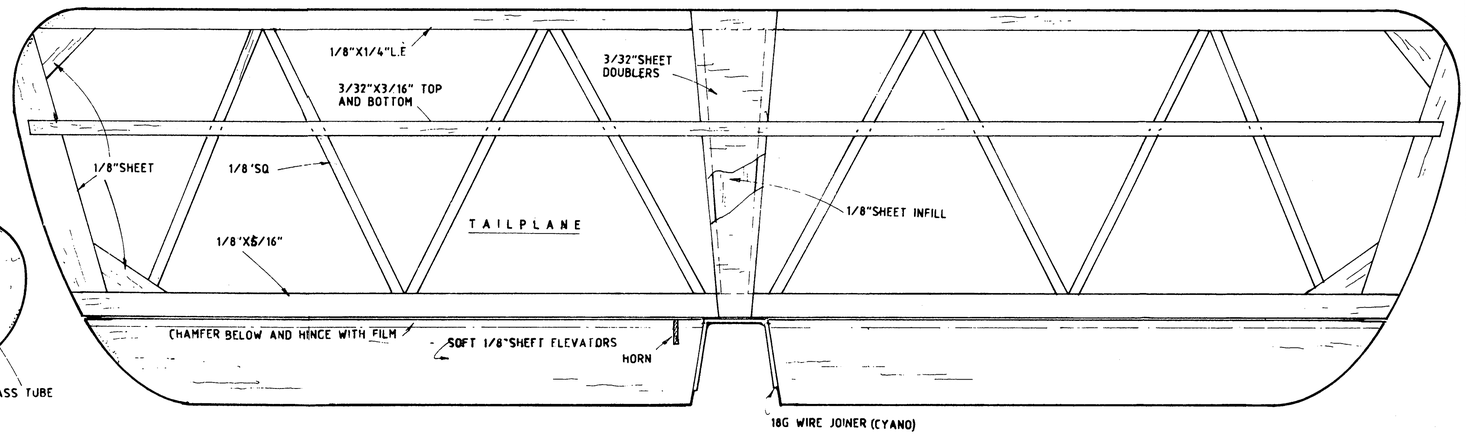

PRESENTED WITH RADIO MODELLER, APRIL 1996 COPYRIGHT NEXUS SPECIAL INTERESTS NEXUS HOUSE BOUNDARY WAY, HEMEL HEMPSTEAD HERTS HP2 7ST

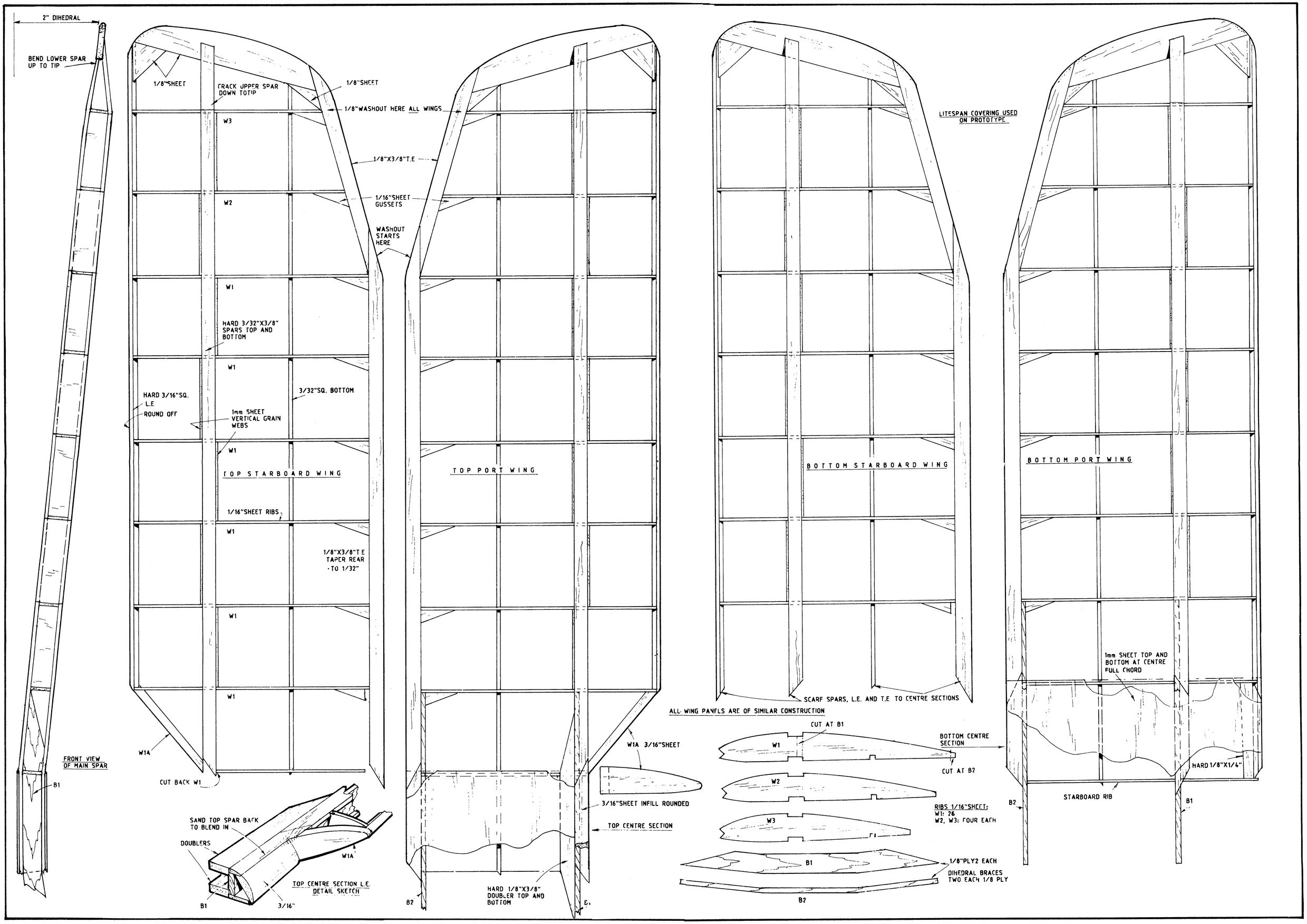
2" DIHEDRAL
BEND LOWER SPAR UP TO TIP
1/8"SHEET
CRACK UPPER SPAR DOWN TOTIP
1/8"SHEET
1/8"WASHOUT HERE ALL WINGS
W3
1/8"X3/8"T.E
1/16"SHEET GUSSETS
W2
WASHOUT STARTS HERE
W1
HARD 3/32"X3/8" SPARS TOP AND BOTTOM
W1
HARD 3/16"SQ. L.E
ROUND OFF
3/32"SQ. BOTTOM
1mm SHEET VERTICAL GRAIN WEBS
W1
TOP STARBOARD WING
TOP PORT WING
1/16"SHEET RIBS
W1
1/8"X3/8"T E TAPER REAR TO 1/32"
W1
W1
W1A
CUT BACK W1
FRONT VIEW OF MAIN SPAR
B1
SAND TOP SPAR BACK TO BLEND IN
DOUBLERS
W1A
TOP CENTRE SECTION L.E. DETAIL SKETCH
B1
3/16"
W1A 3/16"SHEET
3/16"SHEET INFILL ROUNDED
TOP CENTRE SECTION
HARD 1/8"X3/8" DOUBLER TOP AND BOTTOM
B2
LITESPAN COVERING USED ON PROTOTYPE
BOTTOM STARBOARD WING
SCARF SPARS, L.E. AND T.E TO CENTRE SECTIONS
ALL WING PANELS ARE OF SIMILAR CONSTRUCTION
CUT AT B1
W1
BOTTOM CENTRE SECTION
CUT AT B2
W2
W3
RIBS 1/16"SHEET:
W1: 26
W2, W3: FOUR EACH
B1
1/8"PLY2 EACH
DIHEDRAL BRACES TWO EACH 1/8 PLY
B2
BOTTOM PORT WING
1mm SHEET TOP AND BOTTOM AT CENTRE FULL CHORD
HARD 1/8"X1/4"
STARBOARD RIB
B2
B1