© 1997 ALL COMMERCIAL RIGHTS RESERVED

GREAT PLANES MODEL MANUFACTURING COMPANY

FUSE PLAN NO. F460P02B

TOP VIEW OF FUSELAGE

TOP AND BOTTOM SHEETING AND STRINGERS REMOVED FOR CLARITY

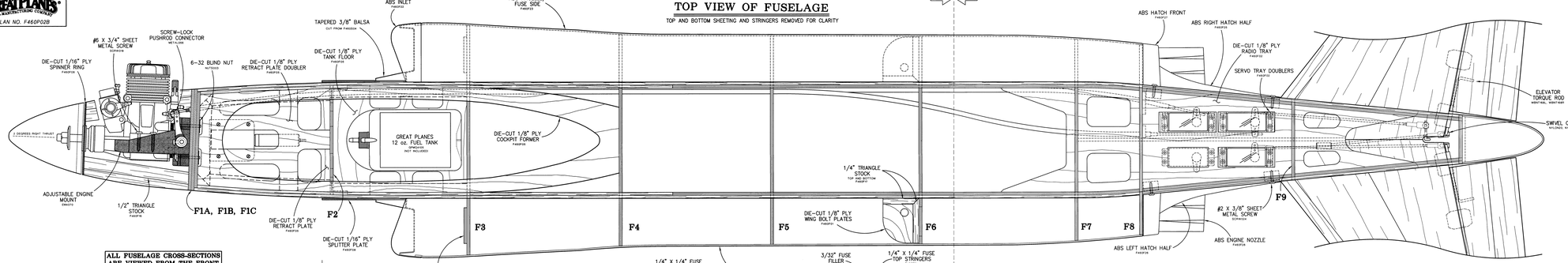

RADIO COMPARTMENT BOTTOM VIEW LOOKING THROUGH THE HATCH

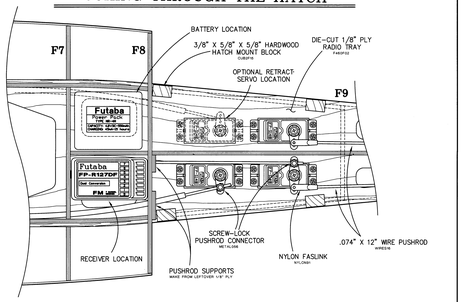

ALL FUSELAGE CROSS-SECTIONS ARE VIEWED FROM THE FRONT

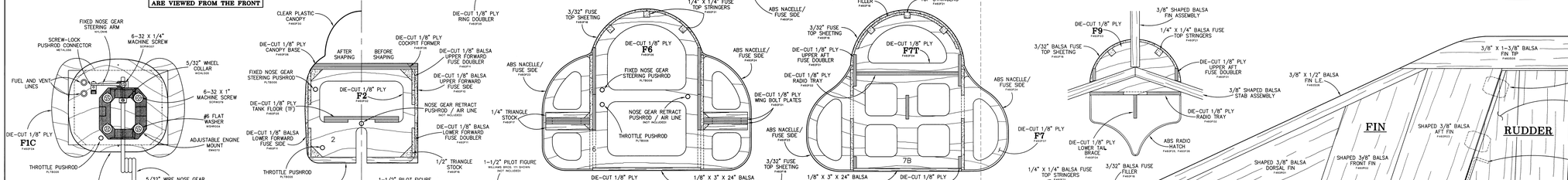

SIDE VIEW OF FUSELAGE

LEFT SIDE SHEETING, DOUBLERS AND STRINGERS REMOVED FOR CLARITY

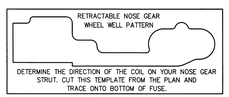

DETERMINE THE DIRECTION OF THE COIL ON YOUR NOSE GEAR STRUT. CUT THIS TEMPLATE FROM THE PLAN AND TRACE ONTO BOTTOM OF FUSE.

SPLITTER PLATE DETAIL

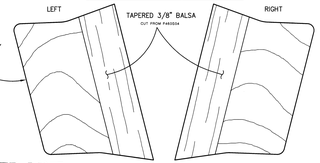

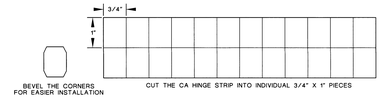

STAB DETAIL

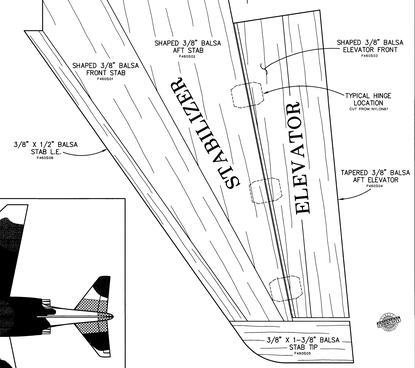

F-4

U.S. AIR FORCE CAMOUFLAGE



CUT THIS PLAN ON THE DASHED LINE.
ALIGN WITH OTHER HALF AND TAPE TOGETHER

CUT THIS PLAN ON THE DASHED LINE.
ALIGN WITH OTHER HALF AND TAPE TOGETHER

FUSE PLAN — PLAN NO. F460P02A

F-4 PHANTOM II

DESIGNED BY: JIM FELDMANN
DRAWN BY: JIM FELDMANN & CRAIG GOLEMA
KIT ENGINEERING BY: CRAIG GOLEMA
INSTRUCTIONS BY: MARK HAMPE

©1997 ALL COMMERCIAL RIGHTS RESERVED

P.O. Box 788
Urbana, Illinois 61803
GREAT PLANES MODEL MANUFACTURING COMPANY
(217) 398-8970

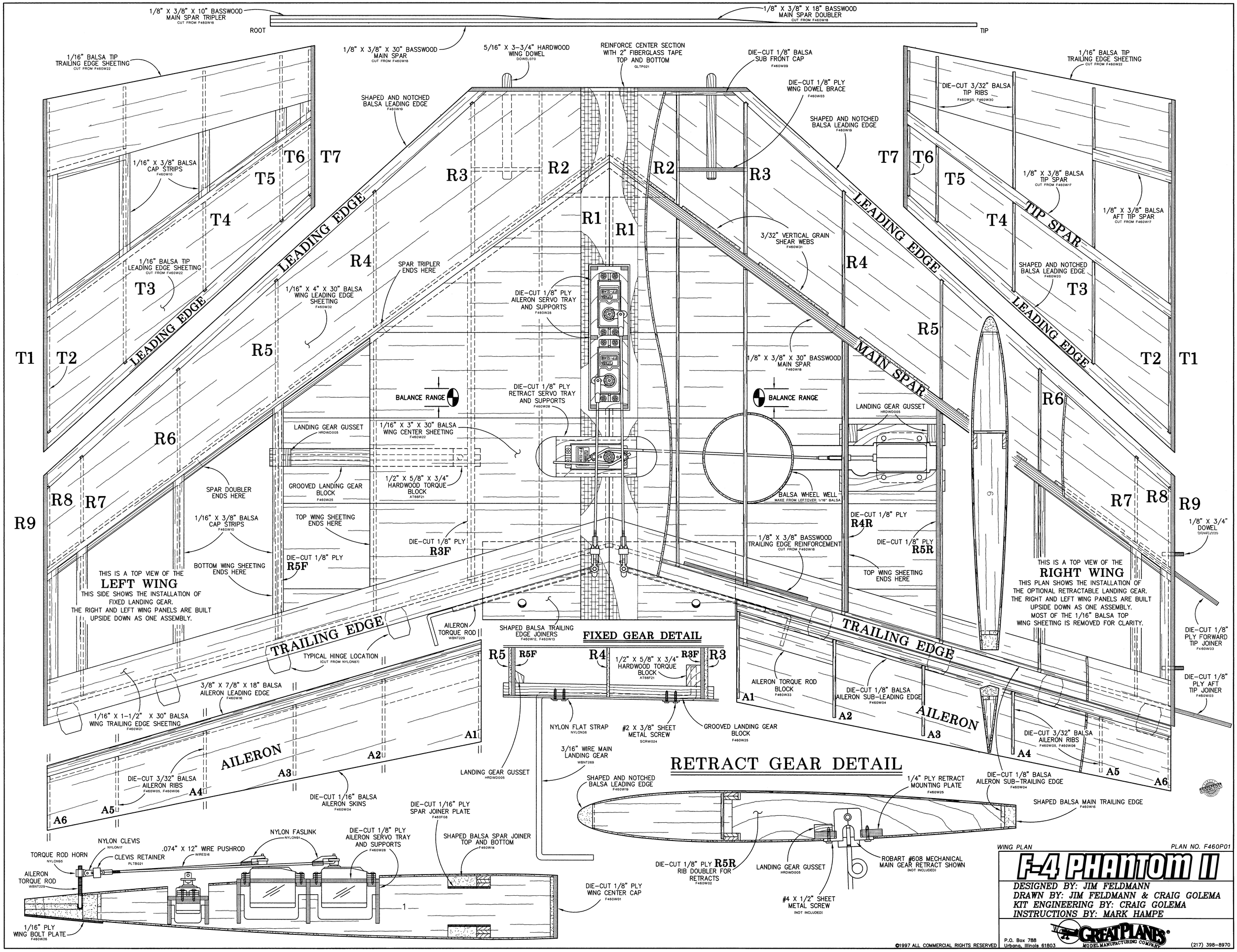
1/8" X 3/8" X 10" BASSWOOD MAIN SPAR TRIPLER
CUT FROM F460W18
1/8" X 3/8" X 18" BASSWOOD MAIN SPAR DOUBLER
CUT FROM F460W18
ROOT
TIP
1/8" X 3/8" X 30" BASSWOOD MAIN SPAR
CUT FROM F460W18
5/16" X 3-3/4" HARDWOOD WING DOWEL
DOWEL070
REINFORCE CENTER SECTION WITH 2" FIBERGLASS TAPE TOP AND BOTTOM
GLTP021
DIE-CUT 1/8" BALSA SUB FRONT CAP
F460W09
DIE-CUT 1/8" PLY WING DOWEL BRACE
F460W03
1/16" BALSA TIP TRAILING EDGE SHEETING
CUT FROM F460W22
SHAPED AND NOTCHED BALSA LEADING EDGE
F460W19
1/16" X 3/8" BALSA CAP STRIPS
F460W10
1/16" BALSA TIP LEADING EDGE SHEETING
CUT FROM F460W22
1/16" X 4" X 30" BALSA WING LEADING EDGE SHEETING
F460W32
SPAR TRIPLER ENDS HERE
DIE-CUT 1/8" PLY AILERON SERVO TRAY AND SUPPORTS
F460W29
3/32" VERTICAL GRAIN SHEAR WEBS
F460W31
1/8" X 3/8" X 30" BASSWOOD MAIN SPAR
F460W18
DIE-CUT 3/32" BALSA TIP RIBS
F460W05, F460W30
1/8" X 3/8" BALSA TIP SPAR
CUT FROM F460W17
1/8" X 3/8" BALSA AFT TIP SPAR
CUT FROM F460W17
SHAPED AND NOTCHED BALSA LEADING EDGE
F460W20
LEADING EDGE
TIP SPAR
MAIN SPAR
T1
T2
T3
T4
T5
T6
T7
R1
R2
R3
R4
R5
R6
R7
R8
R9
BALANCE RANGE
DIE-CUT 1/8" PLY RETRACT SERVO TRAY AND SUPPORTS
F460W28
1/16" X 3" X 30" BALSA WING CENTER SHEETING
F460W22
LANDING GEAR GUSSET
HRDWD005
1/2" X 5/8" X 3/4" HARDWOOD TORQUE BLOCK
AT66F21
GROOVED LANDING GEAR BLOCK
F460W25
SPAR DOUBLER ENDS HERE
1/16" X 3/8" BALSA CAP STRIPS
F460W10
TOP WING SHEETING ENDS HERE
BOTTOM WING SHEETING ENDS HERE
DIE-CUT 1/8" PLY R3F
DIE-CUT 1/8" PLY R5F
BALSA WHEEL WELL
MAKE FROM LEFTOVER 1/16" BALSA
DIE-CUT 1/8" PLY R4R
DIE-CUT 1/8" PLY R5R
1/8" X 3/8" BASSWOOD TRAILING EDGE REINFORCEMENT
CUT FROM F460W18
TOP WING SHEETING ENDS HERE
1/8" X 3/4" DOWEL
DOWEL035
THIS IS A TOP VIEW OF THE
LEFT WING
THIS SIDE SHOWS THE INSTALLATION OF FIXED LANDING GEAR.
THE RIGHT AND LEFT WING PANELS ARE BUILT UPSIDE DOWN AS ONE ASSEMBLY.
THIS IS A TOP VIEW OF THE
RIGHT WING
THIS PLAN SHOWS THE INSTALLATION OF THE OPTIONAL RETRACTABLE LANDING GEAR.
THE RIGHT AND LEFT WING PANELS ARE BUILT UPSIDE DOWN AS ONE ASSEMBLY.
MOST OF THE 1/16" BALSA TOP WING SHEETING IS REMOVED FOR CLARITY.
DIE-CUT 1/8" PLY FORWARD TIP JOINER
F460W03
DIE-CUT 1/8" PLY AFT TIP JOINER
F460W03
TRAILING EDGE
AILERON
AILERON TORQUE ROD
WBNT229
SHAPED BALSA TRAILING EDGE JOINERS
F460W12, F460W13
TYPICAL HINGE LOCATION
(CUT FROM NYLON87)
3/8" X 7/8" X 18" BALSA AILERON LEADING EDGE
F460W16
1/16" X 1-1/2" X 30" BALSA WING TRAILING EDGE SHEETING
F460W21
DIE-CUT 3/32" BALSA AILERON RIBS
F460W05, F460W06
DIE-CUT 1/16" BALSA AILERON SKINS
F460W04
LANDING GEAR GUSSET
HRDWD005
DIE-CUT 1/16" PLY SPAR JOINER PLATE
F460F08
A1
A2
A3
A4
A5
A6
FIXED GEAR DETAIL
R5
R5F
R4
R3F
R3
1/2" X 5/8" X 3/4" HARDWOOD TORQUE BLOCK
AT66F21
NYLON FLAT STRAP
NYLON36
#2 X 3/8" SHEET METAL SCREW
SCRW024
GROOVED LANDING GEAR BLOCK
F460W25
3/16" WIRE MAIN LANDING GEAR
WBNT269
AILERON TORQUE ROD BLOCK
F460W33
DIE-CUT 1/8" BALSA AILERON SUB-LEADING EDGE
F460W04
DIE-CUT 3/32" BALSA AILERON RIBS
F460W05, F460W06
DIE-CUT 1/8" BALSA AILERON SUB-TRAILING EDGE
F460W04
RETRACT GEAR DETAIL
SHAPED AND NOTCHED BALSA LEADING EDGE
F460W19
1/4" PLY RETRACT MOUNTING PLATE
F460W25
SHAPED BALSA MAIN TRAILING EDGE
F460W15
DIE-CUT 1/8" PLY R5R RIB DOUBLER FOR RETRACTS
F460W02
LANDING GEAR GUSSET
HRDWD005
ROBART #608 MECHANICAL MAIN GEAR RETRACT SHOWN
(NOT INCLUDED)
#4 X 1/2" SHEET METAL SCREW
(NOT INCLUDED)
NYLON CLEVIS
NYLON17
TORQUE ROD HORN
NYLON95
CLEVIS RETAINER
PLTB021
.074" X 12" WIRE PUSHROD
WIRES16
NYLON FASLINK
NYLON91
DIE-CUT 1/8" PLY AILERON SERVO TRAY AND SUPPORTS
F460W28
SHAPED BALSA SPAR JOINER TOP AND BOTTOM
F460W14
AILERON TORQUE ROD
WBNT229
DIE-CUT 1/8" PLY WING CENTER CAP
F460W01
1/16" PLY WING BOLT PLATE
F460W26
WING PLAN
PLAN NO. F460P01
F-4 PHANTOM II
DESIGNED BY: JIM FELDMANN
DRAWN BY: JIM FELDMANN & CRAIG GOLEMA
KIT ENGINEERING BY: CRAIG GOLEMA
INSTRUCTIONS BY: MARK HAMPE
GREAT PLANES
MODEL MANUFACTURING COMPANY
P.O. Box 788
Urbana, Illinois 61803
(217) 398-8970
©1997 ALL COMMERCIAL RIGHTS RESERVED