"LIGHTNESS IS NEXT TO VERTICALNESS"

NOTE: ALL PLY IS HARD AIRCRAFT PLY. USE ONLY 4-6 POUND CONTEST BALSA. ADD LIGHTENING HOLES WHEREVER STRENGTH WILL NOT BE COMPROMISED. THE PROTOTYPE WEIGHED 14.5 OZ. WITH AN ORALEX COVERING. THE ELEVATOR IS EXTREMELY RESPONSIVE - DO NOT EXCEED THE RECOMENDED THROW.

ELEV.: +/- 1/4" AT WIDEST POINT
RUD.: +/- 7/8" AT WIDEST POINT
AIL.: +/- 3/16" AT WIDEST POINT

RADIO: FMA EXTREME 5 CHANNEL RCVR, (4) HS-55 SERVOS, 270 Mah NIMH. BEST OVER ALL COMMERCIAL PROP: APC 5.75 X 3 @ 19,500 RPM

C.G.: ON THE SPAR. SET ALL INCIDENCES TO 0 DEGREES. GAP SEAL ALL CONTROL SURFACES.

THIS AIRCRAFT WAS DESIGNED AROUND THE NORVEL .061 AME ENGINE. THE USE OF ANY LARGER ENGINE IS NOT RECOMENDED!!

WING AREA:	175 IN. SQ.	SPAN:	33 IN.
HORZ. AREA:	42.83 IN. SQ.	% Wa :	24.47%
VERT. AREA:	25.76 IN. SQ.	% Wa :	14.7%
ELEV. AREA:	11.69 IN. SQ.	% Ha :	27.29%
RUDD. AREA:	7.58 IN. SQ.	% Va :	29.41%

WING LOADING: 11.93 OZ./FT @ 14.5 OZ. (DRY)
13.58 OZ./FT @ 16.5 OZ. (WET)

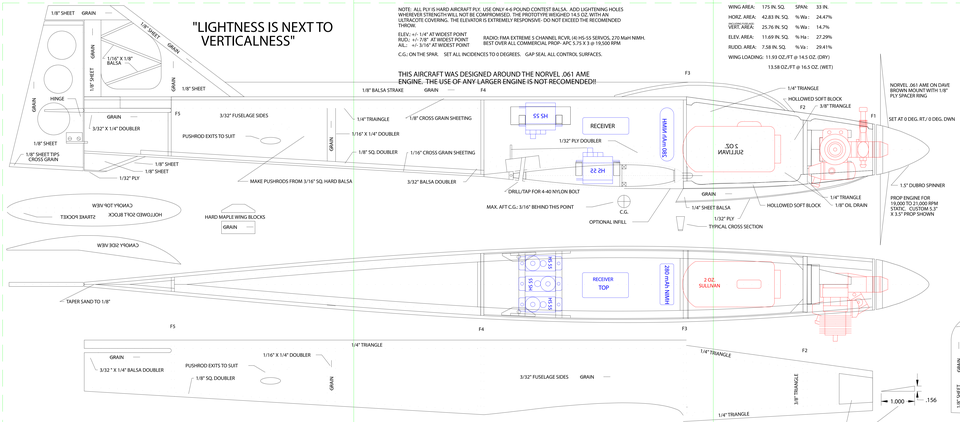

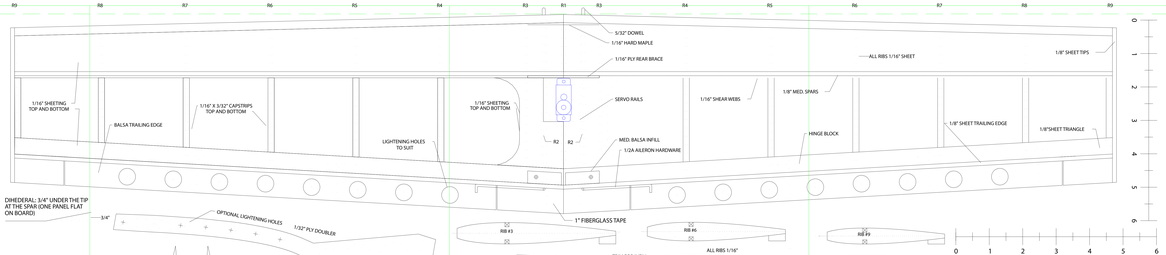

"LIGHTNESS IS NEXT TO VERTICALNESS"

NOTE: ALL PLY IS HARD AIRCRAFT PLY. USE ONLY 4-6 POUND CONTEST BALSA. ADD LIGHTENING HOLES WHEREVER STRENGTH WILL NOT BE COMPROMISED. THE PROTOTYPE WEIGHED 14.5 OZ. WITH AN ULTRACOTE COVERING. THE ELEVATOR IS EXTREMELY RESPONSIVE- DO NOT EXCEED THE RECOMENDED THROW.

ELEV.: +/- 1/4" AT WIDEST POINT
RUD.: +/- 7/8" AT WIDEST POINT
AIL.: +/- 3/16" AT WIDEST POINT

RADIO: FMA EXTREME 5 CHANNEL RCVR, (4) HS-55 SERVOS, 270 MaH NIMH. BEST OVER ALL COMMERCIAL PROP- APC 5.75 X 3 @ 19,500 RPM

C.G.: ON THE SPAR. SET ALL INCIDENCES TO 0 DEGREES. GAP SEAL ALL CONTROL SURFACES.

THIS AIRCRAFT WAS DESIGNED AROUND THE NORVEL .061 AME ENGINE. THE USE OF ANY LARGER ENGINE IS NOT RECOMENDED!!

WING AREA:	175 IN. SQ.	SPAN:	33 IN.
HORZ. AREA:	42.83 IN. SQ.	% Wa :	24.47%
VERT. AREA:	25.76 IN. SQ.	% Wa :	14.7%
ELEV. AREA:	11.69 IN. SQ.	% Ha :	27.29%
RUDD. AREA:	7.58 IN. SQ.	% Va :	29.41%

WING LOADING: 11.93 OZ./FT @ 14.5 OZ. (DRY)
13.58 OZ./FT @ 16.5 OZ. (WET)

CONCEPT DESIGNER: DAVE RICE	AeroHacks
MODEL NAME: MARK TI PAIN	Mini-Pacer Based On The PACER
MODEL DRIVER WINGS	SIZE/TYPE/FLIGHT MODE: 1/8/F/F/A/A/A/A/A/A/A/A
WHO NEEDS IT?	05/02/2003-OF LOTS
WE ALL ARE CONTESTING, SO STOP	SCALE: 1 SHEET: 1 OF 2

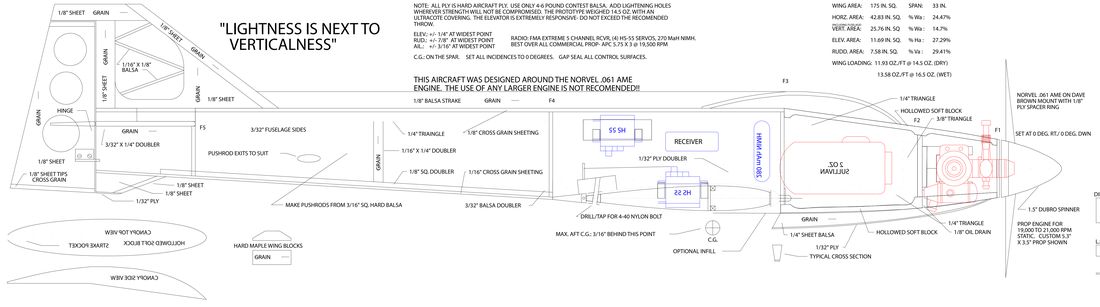

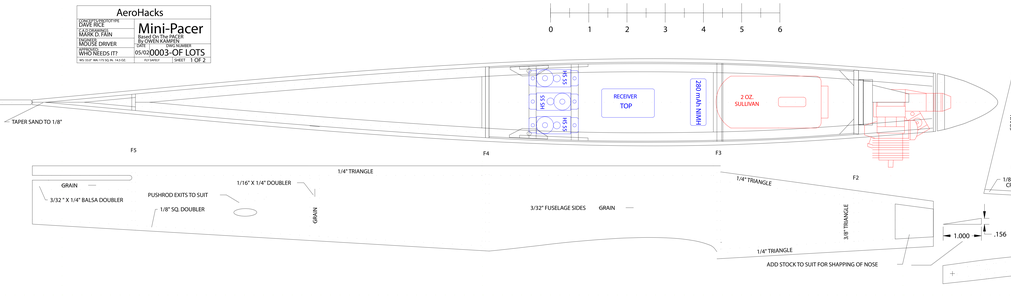

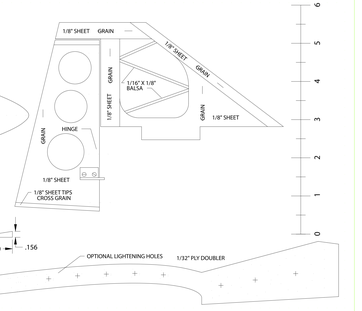

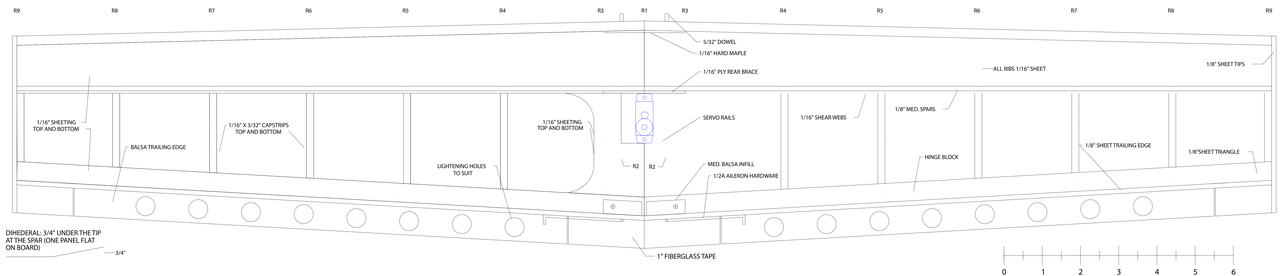

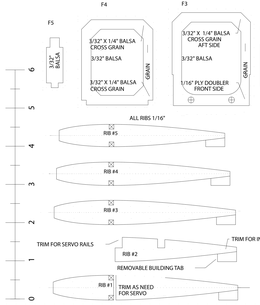

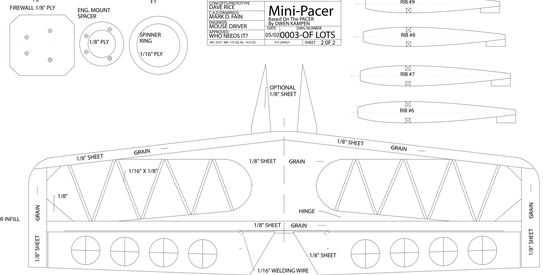

AeroHacks

DRAWN BY/ORIGINAL CAD BY	CHUCK RICE
MODEL/CLASS	Mini-Pacer
MODEL DESIGNER	Based on the Pacer by Robert Kaminski
MODEL DRIVER	Chuck Rice
WING AREA/DIS.RT	05-00 0003-OF LOTS
WG SELF WN 175 SQ IN. 14.0 OZ	ACF WRKP SHEET 2 OF 2