



WING RIBS

Based on wing root section shown on plan, lofted with Compufoil.

Metric (mm) materials

3 x 3 mm spars

4 mm LE


1 mm sheeting, TE, capstrips

1.2 mm TE thickness

Pilot JIMMY

RC sailplane balsa kit

OK Model Co. Ltd.

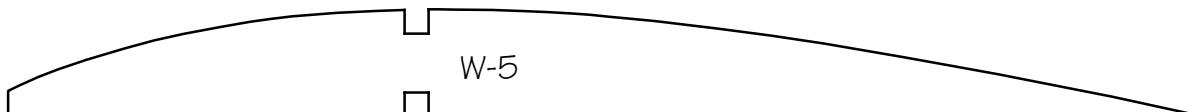




W-7



W-6



W-5



W-4



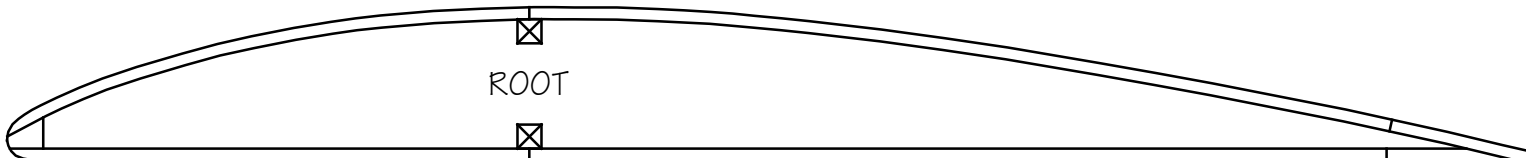
W-3



W-2



W-1



WING RIBS

Based on wing root section shown on plan, lofted with Compufoil.

Imperial (inch) materials
 1/8" x 1/8" spars
 3/16" LE
 1/16" sheeting, TE, capstrips
 3/64" TE thickness

Pilot JIMMY

RC sailplane balsa kit
 OK Model Co. Ltd.

