

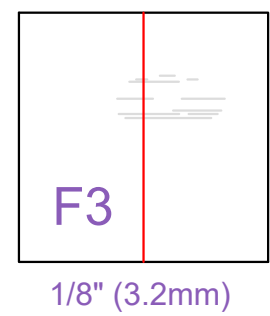
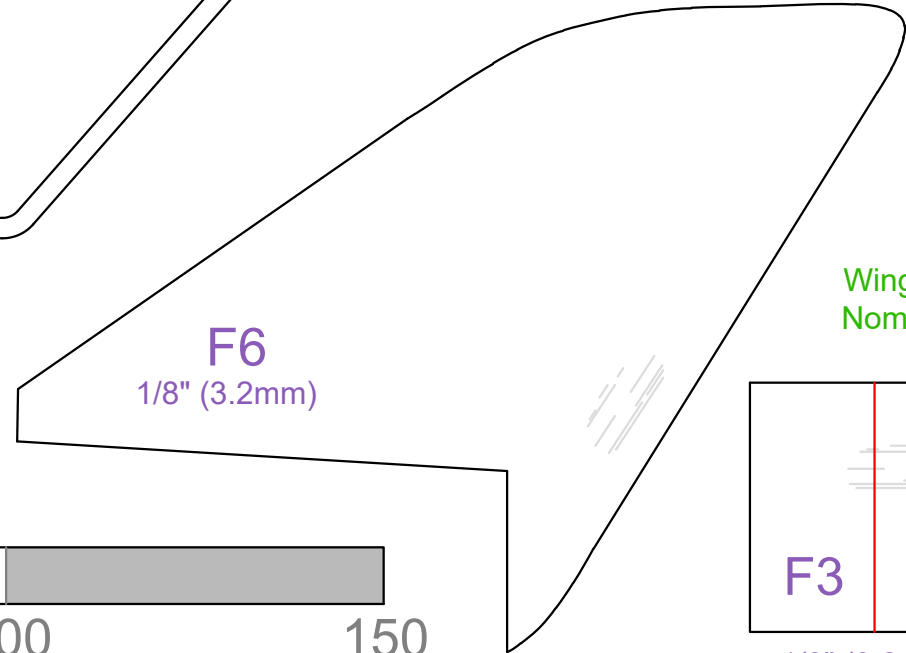
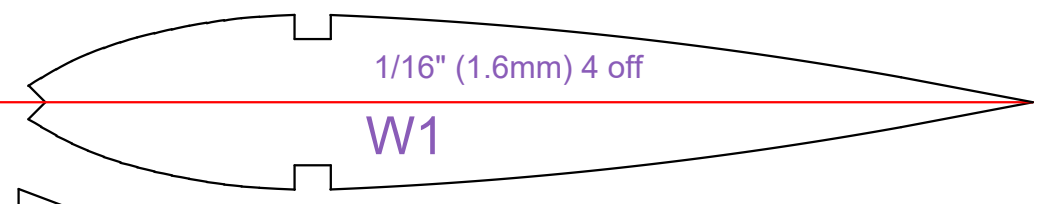
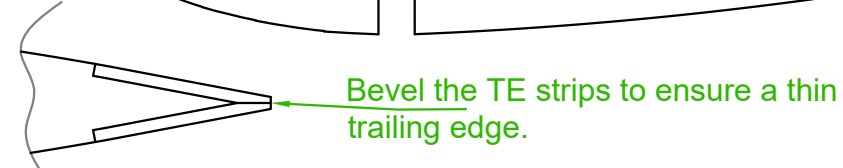
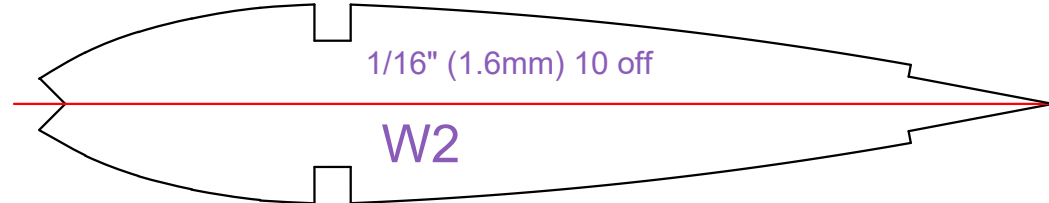
All wood is balsa, unless otherwise stated.

Parts on this drawing were measured directly from kit components. There are minor discrepancies between the parts as supplied and the printed plans. Rib profile is based on an average of three kit ribs which all seem to vary due to cutting die variations.

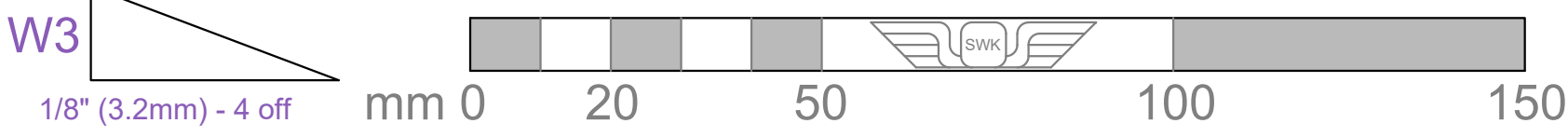
Original wheels 1.5" (38mm) "Aero-Flyte" stream line type

Engine bearers - hardwood
3/8 x 11/32 x 4" (9.6 x 8.8 x 101mm)

Pushrod 16 SWG (1.6mm)



Wing tip weight is a standard 1/2" galvanised washer. Nominal dimensions: OD 32mm, ID 14mm, weight approx 15g



AeroFlyte Husky Parts Sheet	
SCALE 1:1	SEP 2017