



Tailplane $\frac{1}{8}$ " Balsa



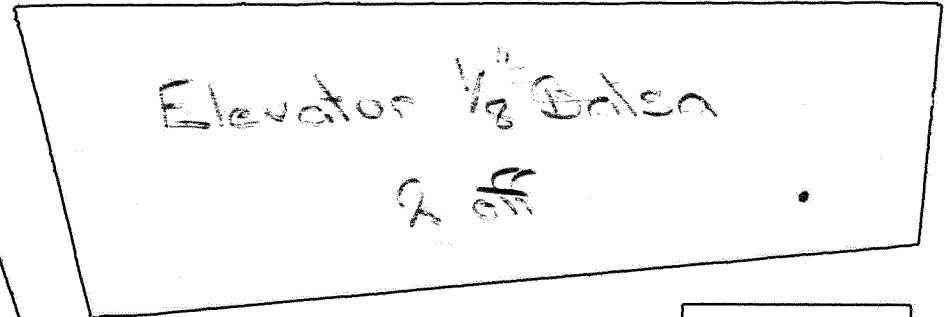
F4
 $\frac{1}{8}$ " Balsa



R2
 $\frac{1}{8}$ " Balsa




R3
 $\frac{1}{8}$ " Balsa



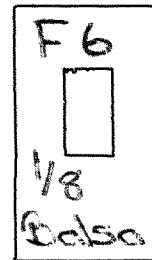
Elevator $\frac{1}{8}$ " Balsa
2 off




R1 $\frac{1}{8}$ " Balsa



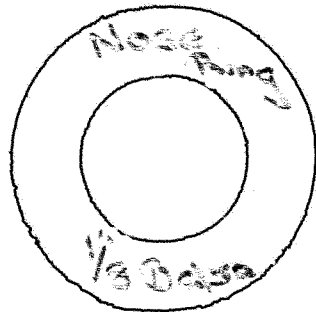
F3
 $\frac{1}{8}$ " Balsa




F6
 $\frac{1}{8}$ " Balsa




F5
 $\frac{1}{8}$ " Balsa



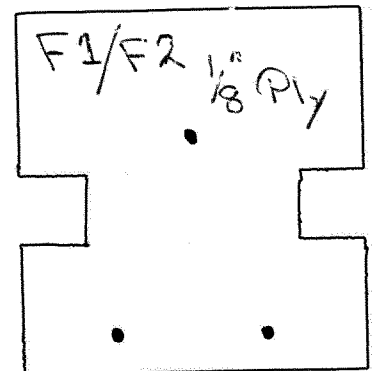
Nose Ring
 $\frac{1}{8}$ " Balsa



$\frac{1}{8}$ " Ply Leadout Guide



Bellcrank Mount
 $\frac{1}{8}$ " Ply



F1/F2 $\frac{1}{8}$ " Ply