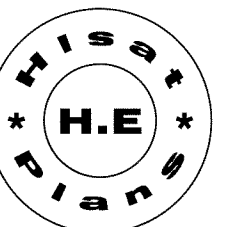


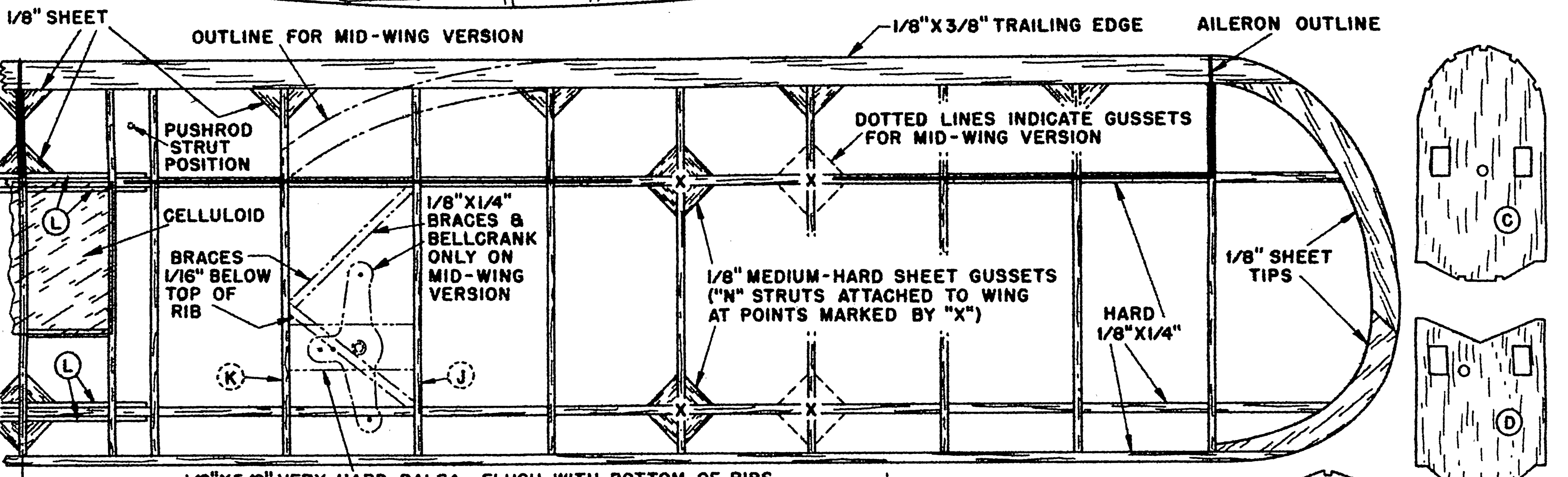
ROOT END OF REAR SPAR NOTCHED FOR SMALL REAR SLOT IN RIB "K".

MARK FORMER POSITIONS IN INK ON FUSELAGE SIDES



FUSELAGE SIDE - 2 REQUIRED - 1/16" MEDIUM SHEET

FORMERS 'B' TO 'H' CUT FROM 3/32" MEDIUM SHEET.



1/8" X 5/8" VERY HARD BALS - FLUSH WITH BOTTOM OF RIBS. (ON U-CONTROL VERSION).

STABILIZER OUTLINE IS MEDIUM 1/8" SHEET

2 REQ. 1/4" SHEET  
4 REQ. 1/16" SHEET

BALANCE POINT FOR U-CONTROL MODEL IS DIRECTLY UNDER THE FRONT SPAR.

O.K. "CUB" .099

WINDSHIELD OUTLINE

ONLY LEFT ELEVATOR IS MOVABLE FOR U-CONTROL.  
ONLY TOP CENTER STRINGER SHOWN FOR CLARITY.

ALL TOP AND BOTTOM FUSELAGE STRINGERS MEDIUM 3/32" SQ.

3/32" SQ. CROSS BRACES BETWEEN FORMERS

1/4" X 3/8" HARWOOD ENGINE BEARERS

MOUNTING BOLT HOLE SPACING FOR .049-.074 "CUBS"

SPACING FOR .099 "CUB"

1/16" X 3/16" STRUTS

FILL IN AREA AROUND THE COCKPIT WITH SCRAP 1/16" SHEET BETWEEN STRINGERS.

FOR MID-WING VERSION, CUT OUT ONLY 12 MAIN RIBS AND 2 EACH OF "J" AND "K" RIBS. USE HARD BALS FOR "K" RIBS.

MAIN L.G. STRUT - .040" DIA. MUSIC WIRE. 1 REQ.

SCALE DIHEDRAL - 5/8" AT TIP RIB. 1-1/2" RECOMMENDED FOR FREE-FLIGHT.

O.K. "CUB" .049 OR .074

BALANCE POINT  
AILERON PUSHROD

3/32" SQ. CROSS BRACES BETWEEN FORMERS

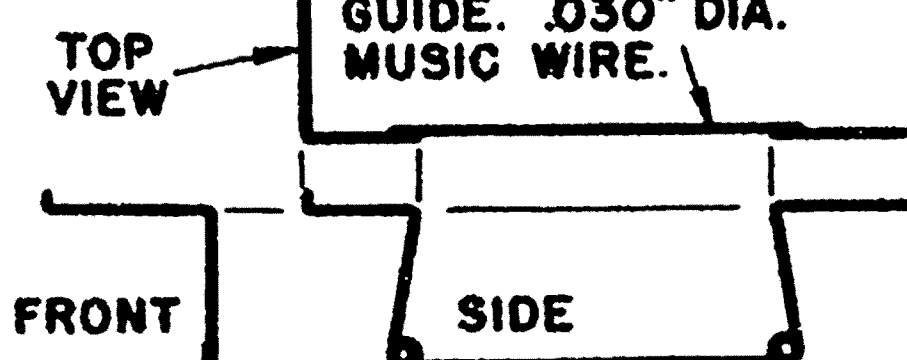
TAIL STRUTS 1/16" X 1/8" HARD BALS

L.G. BRACE STRUT - .030" DIA. MUSIC WIRE (2 REQ.)

1/16" MEDIUM SHEET FAIRING

1-3/4" DIA. AIRWHEELS

LEAD-OUT WIRE GUIDE. .030" DIA. MUSIC WIRE.



### Heath Midwing Parasol

SCALE IN INCHES



PLANS BY PAUL PLECAN