

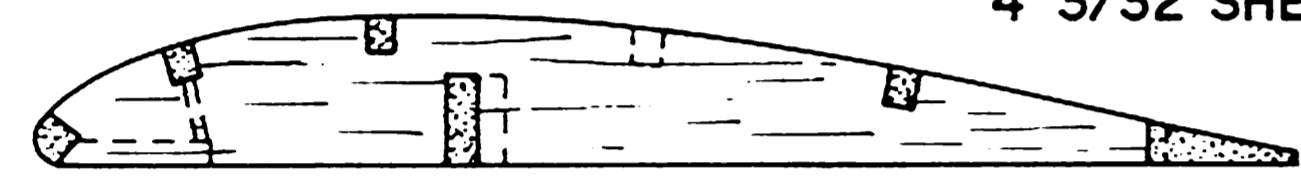
CARVE WASHOUT, BOTH TIPS

GUSSETS 1/8" SHEET (6 REQ.)

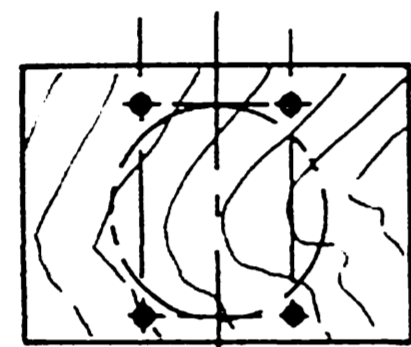
1/8" X 1/4"

3/16" X 3/4" T. E. STOCK

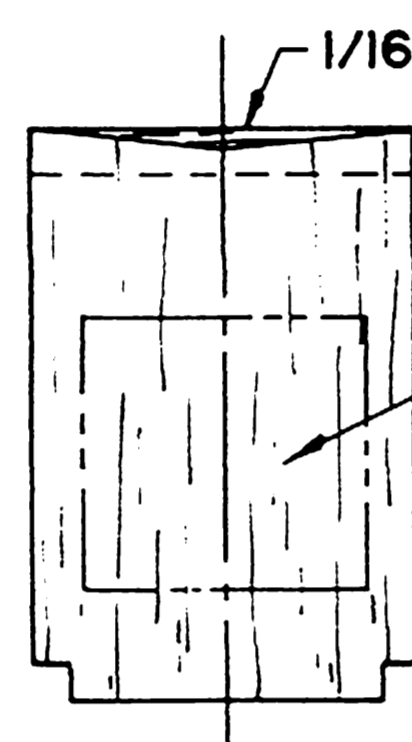
THIS NOTCH IN 1/8" SHEET & 4 3/32" SHEET RIBS ONLY



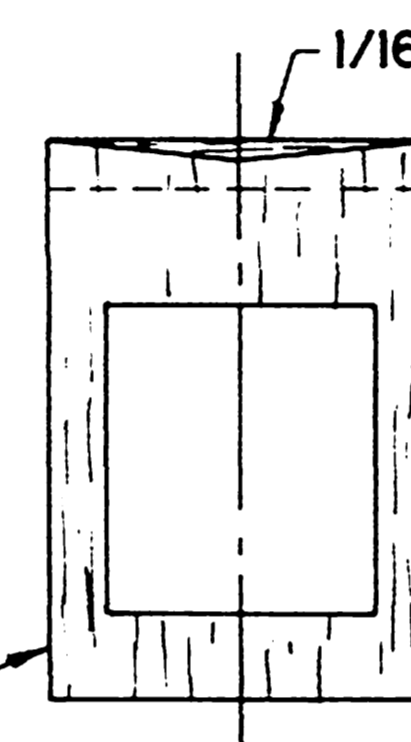
RIB 3/32" SHEET 20 REQ.
1/8" SHEET 1 REQ.




FIREWALL
3/16" PLYWOOD



L. E. BULKHEAD
1/8" SHEET
OPENING AS REQ.
FOR BATTERY ACCESS

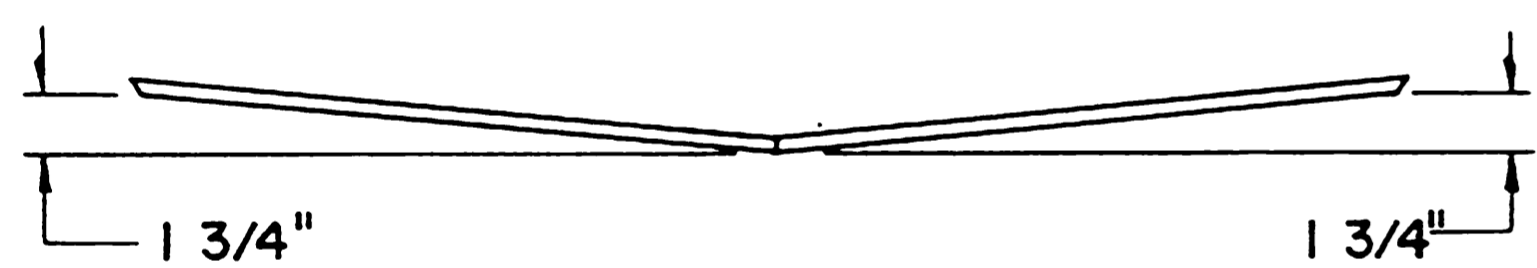


T. E. BULKHEAD
1/8" SHEET

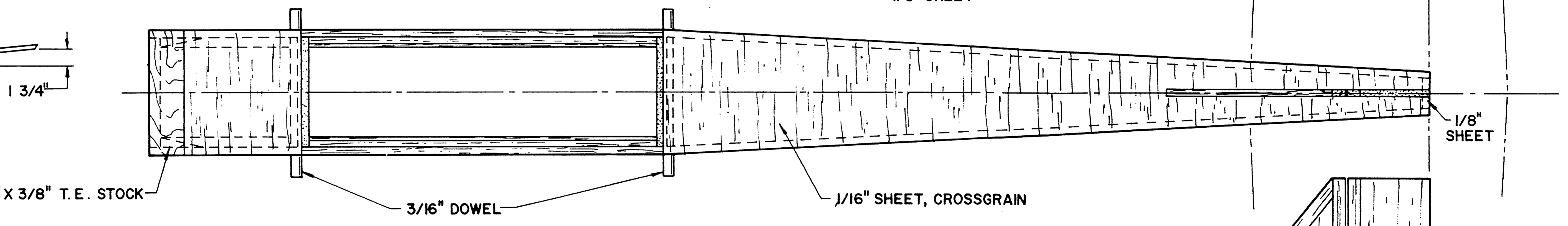


1/8" X 1/4"

1/8" SHEET



DIHEDRAL DIAGRAM

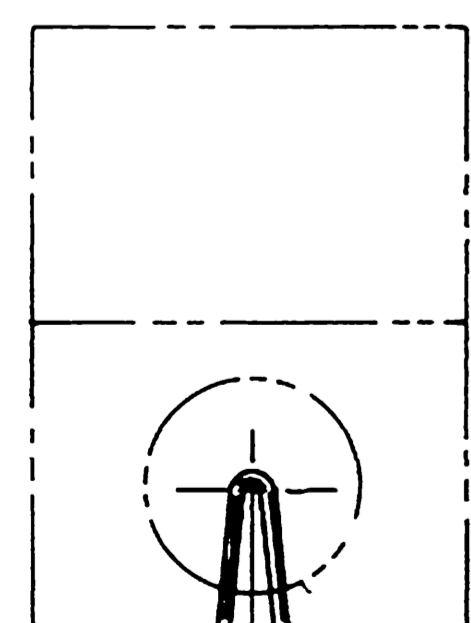


3/16" X 3/8" T. E. STOCK

3/16" DOWEL

1/16" SHEET, CROSSGRAIN

1/8" SHEET



1/16" MUSIC WIRE

MOUNT COX .049 REED VALVE ORC ENGINE SHOWN, NOTE DOWN THRUST NO SIDE THRUST

1/16" SHEET CROSSGRAIN
1/16" PLYWOOD

1/16" POS.

C.G.

1/8" X 1/4"

1/8" SHEET

1/8" X 1/4"

1/8" SHEET

DO NOT TAPER T. E. OF RUDDER & ELEVATOR

1/16" PLYWOOD

1/16" SHEET, CROSSGRAIN

1/16" PLYWOOD

3/16" SQ.

1 3/8" DIA.

WINGSPAN: 35.5"
WING AREA: 230 SQ. IN.
FLYING WT: 16-19 OZ.

35.5"
230 SQ. IN.
16-19 OZ.

COIN-FOO

DESIGNED & DRAWN BY DEAN SWIFT
TRACED FOR M. A. N. BY RAY BORDEN

