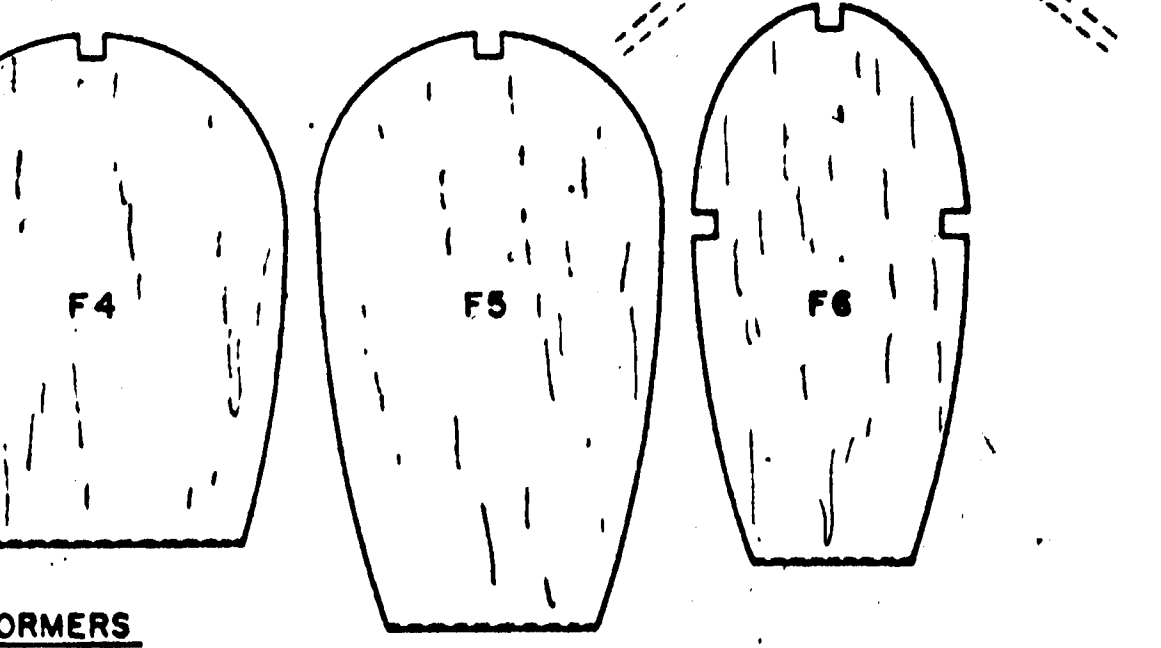
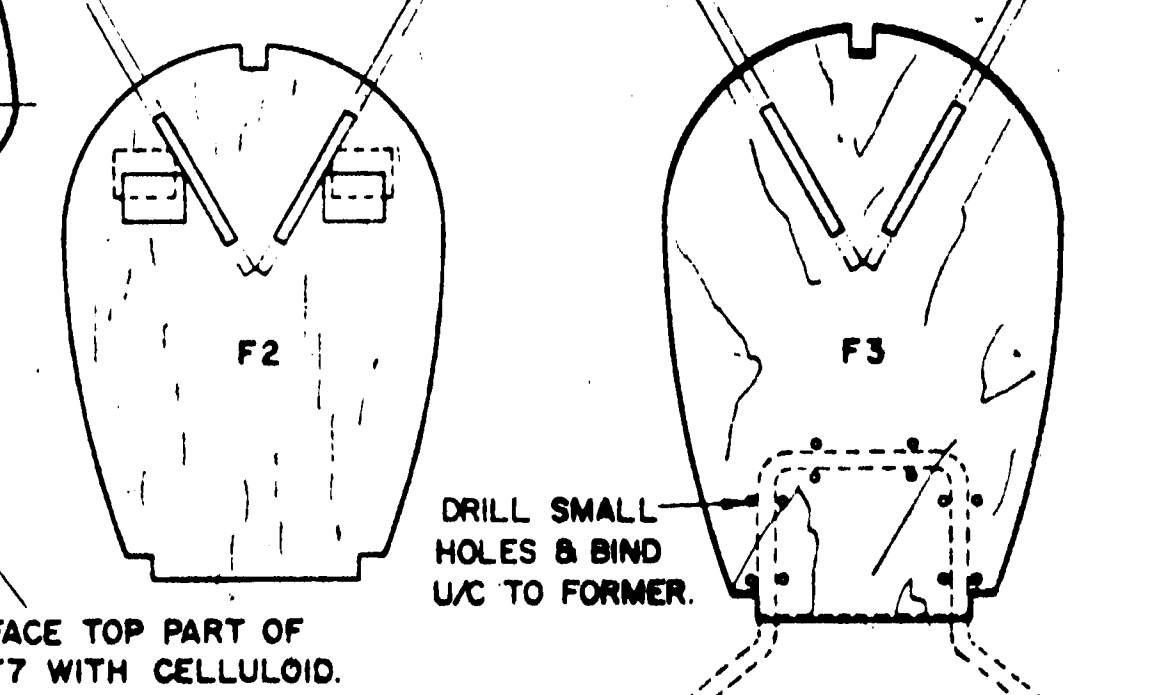
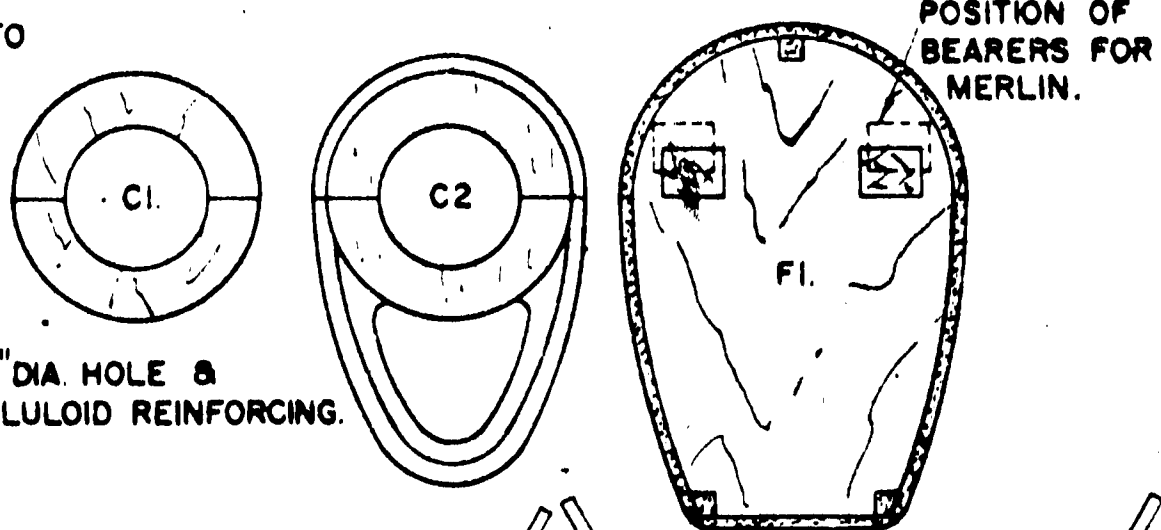
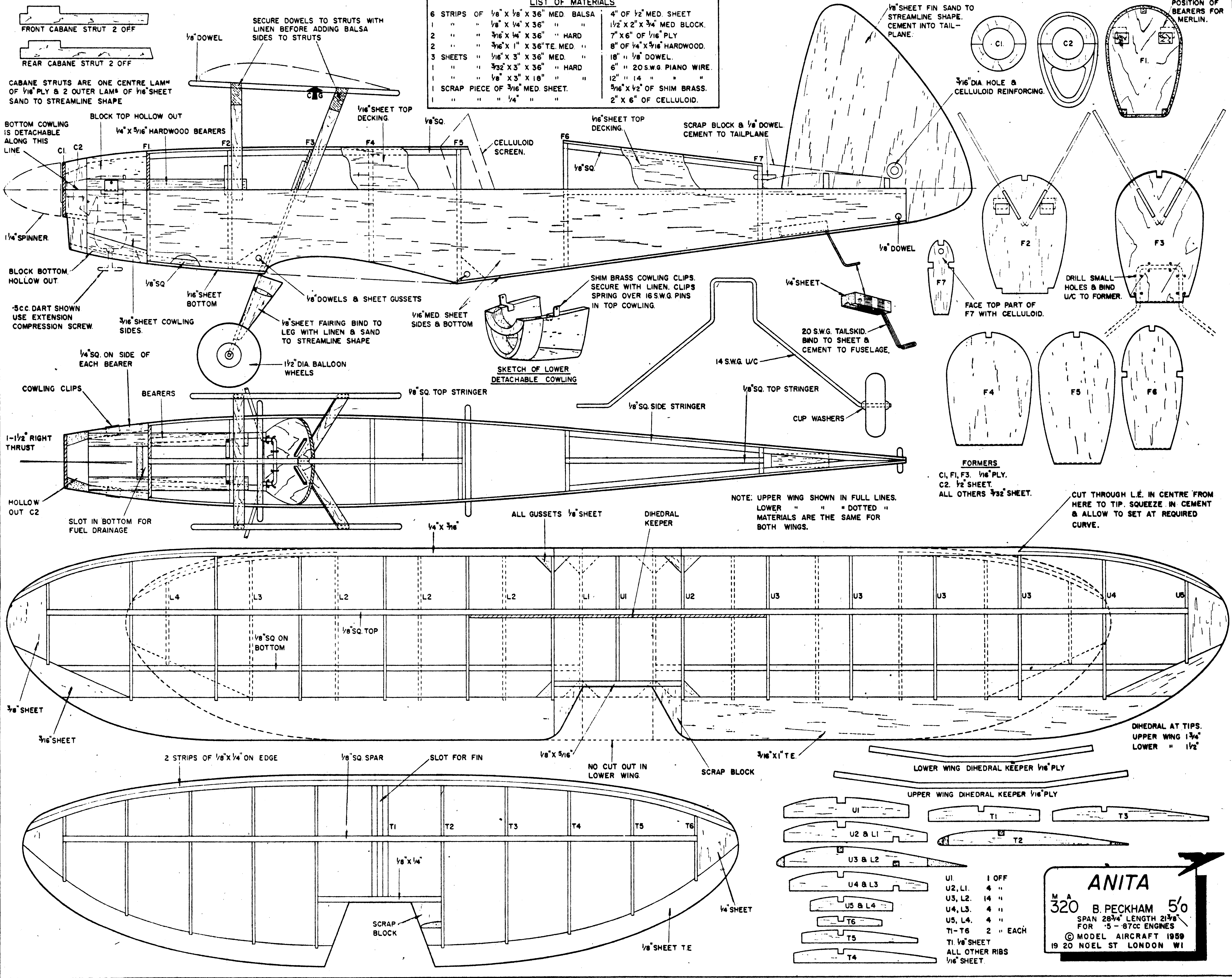


LIST OF MATERIALS

6 STRIPS OF 1/8" X 1/8" X 36" MED. BALSA	4" OF 1/2" MED. SHEET
1 " " 1/8" X 1/4" X 36" " "	1 1/2" X 2" X 3/4" MED. BLOCK.
2 " " 3/16" X 1/4" X 36" " "	7" X 6" OF 1/16" PLY
2 " " 3/16" X 1" X 36" TE. MED. " "	8" OF 1/4" X 3/16" HARDWOOD.
3 SHEETS " 1/16" X 3" X 36" MED. " "	18" " 1/8" DOWEL.
1 " " 3/32" X 3" X 36" " HARD " "	6" " 20 S.W.G. PIANO WIRE.
1 " " 1/8" X 3" X 18" " " " "	12" " 14 " " " "
1 SCRAP PIECE OF 3/16" MED. SHEET.	3/16" X 1/2" OF SHIM BRASS.
" " " 1/4" " " " "	2" X 6" OF CELLULOID.



CUT THROUGH L.E. IN CENTRE FROM HERE TO TIP. SQUEEZE IN CEMENT & ALLOW TO SET AT REQUIRED CURVE.

NOTE: UPPER WING SHOWN IN FULL LINES. LOWER " " " DOTTED " MATERIALS ARE THE SAME FOR BOTH WINGS.

ANITA

M 320 B. PECKHAM 5/0

SPAN 28 3/4" LENGTH 21 3/8"
FOR '5 - '87CC ENGINES

© MODEL AIRCRAFT 1959
19 20 NOEL ST LONDON W1

- | | |
|----------------|--------------|
| U1 | 1 OFF |
| U2, L1 | 4 " |
| U3, L2 | 14 " |
| U4, L3 | 4 " |
| U5, L4 | 4 " |
| T1 - T6 | 2 " EACH |
| T1 | 1/8" SHEET |
| ALL OTHER RIBS | 1/16" SHEET. |