A 67½" SPAN SCALE SAILPLANE

BREGUET 901

AFTER THE DESIGN BY

A. Millon

COPYRIGHT OF

THE AEROMODELLER PLANS SERVICE

38, CLARENDON RD., WATFORD HERTS

ALL WOODS ARE BALSA UNLESS OTHERWISE STATED



SKETCH OF COCKPIT FROM ST'BD. SIDE

COVERING

LIGHT 'MODEL SPAN' ALL OVER, 2 COATS CLEAR, 2 THIN COATS COLOUR DOPE ON WINGS & TAIL. 1 CLEAR, 3 SEALER, SAND & FINISH FUS. WITH 2 OF COLOUR.

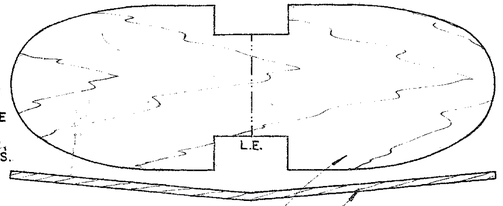

1/8" PLY TONGUE, CRACK FOR DIHEDRAL

MATERIALS REQUIRED

1 SHEET OF 1/32" X 3" X 36"	6" OF 1/8" DOWEL
4 SHEETS OF 1/16" X 3" X 36"	10" X 2½" OF 1/16" PLY
1 SHEET OF 1/8" X 2" X 36"	7" X 3" OF 1/8" PLY
2 STRIPS OF 1/8" SQ. X 36"	6" OF 18 S.W.G. WIRE
2 " " 3/16" SQ. X 36"	SCRAP ¼" SHEET
4 " " 1/16" X ½" X 36"	1" PLASTIC WHEEL
2 " " 1/8" X ½" X 36"	8" X 6" OF MOULDING ACETATE

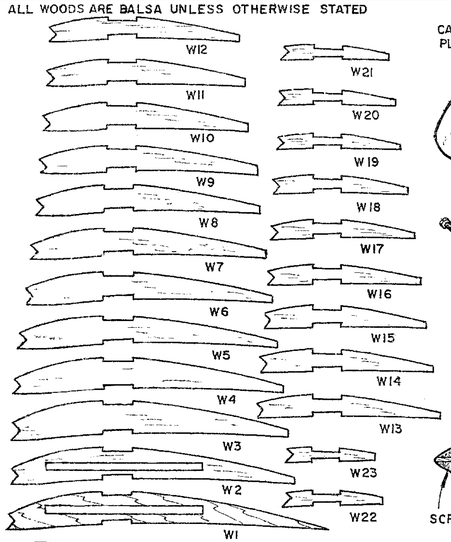

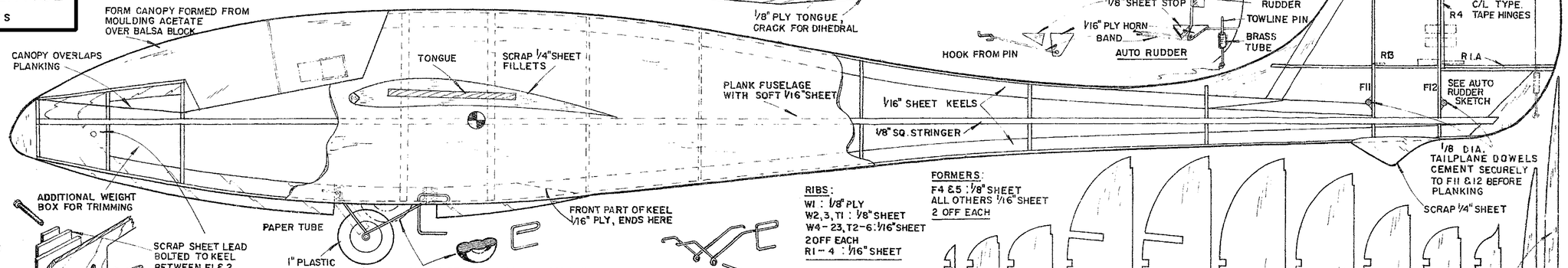

ADDITIONAL WEIGHT BOX FOR TRIMMING

SCRAP SHEET LEAD BOLTED TO KEEL BETWEEN F1 & 2 BEFORE PLANKING

PAPER TUBE

1" PLASTIC WHEEL

FRONT PART OF KEEL 1/16" PLY, ENDS HERE

CUT WHEEL & CEMENT TO BOTTOM FOR ALTERNATIVE RETRACTED VERSION

SKETCH OF 18 S.W.G. U/C LEGS, AXLE AND TOWHOOK

RIBS:
W1 : 1/8" PLY
W2, 3, T1 : 1/8" SHEET
W4 - 23, T2 - 6 : 1/16" SHEET
2 OFF EACH
R1 - 4 : 1/16" SHEET

FORMERS:
F4 & 5 : 1/8" SHEET
ALL OTHERS 1/16" SHEET
2 OFF EACH

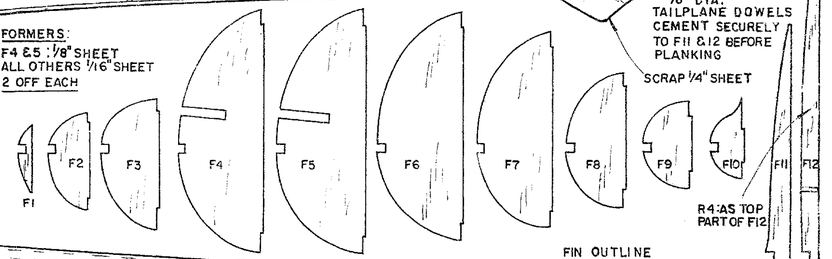

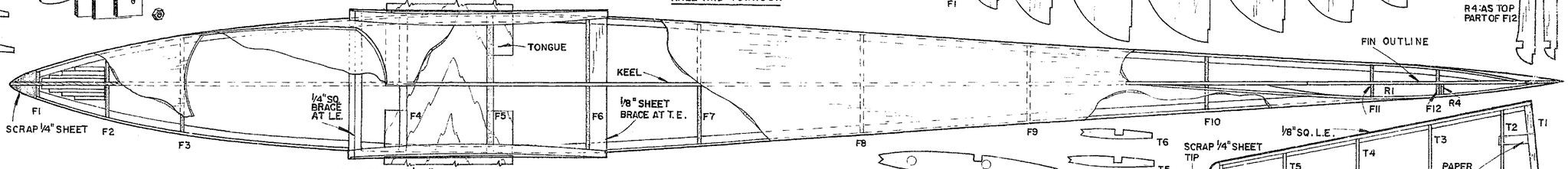

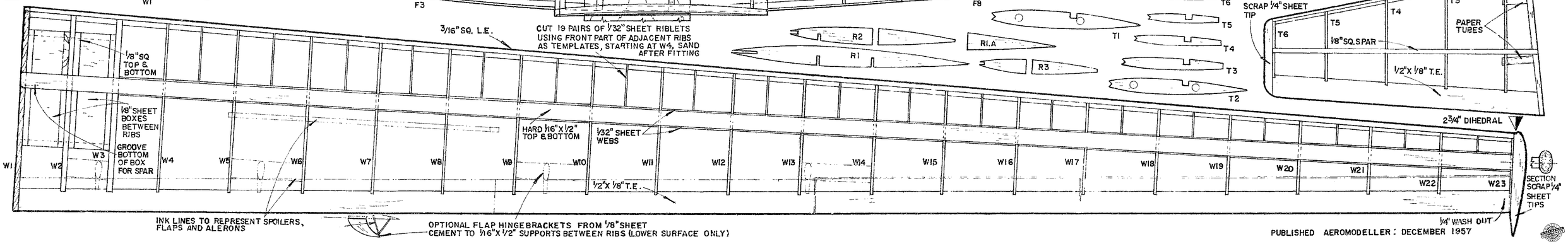

INK LINES TO REPRESENT SPOILERS, FLAPS AND AILERONS

OPTIONAL FLAP HINGE BRACKETS FROM 1/8" SHEET CEMENT TO 1/16" X 1/2" SUPPORTS BETWEEN RIBS (LOWER SURFACE ONLY)

PUBLISHED AEROMODELLER: DECEMBER 1957