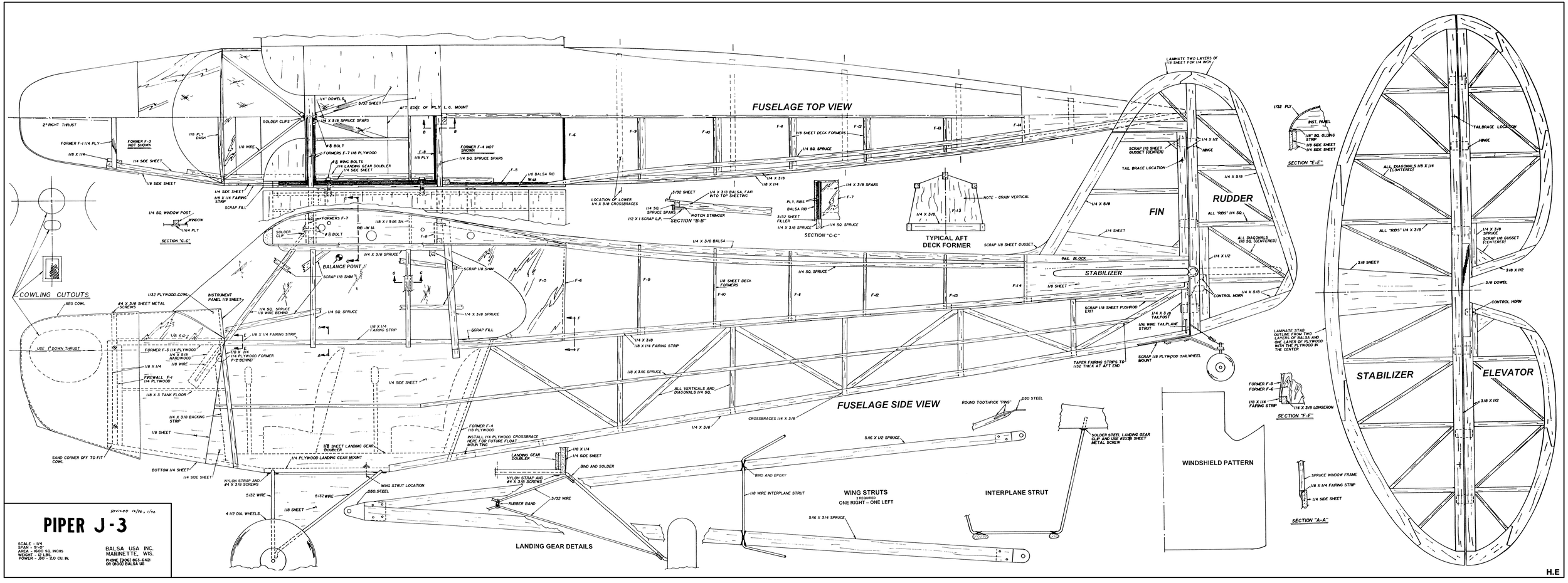
FUSELAGE TOP VIEW
FUSELAGE SIDE VIEW
2° RIGHT THRUST
FORMER F-3 NOT SHOWN
FORMER F-1 1/4 PLY
1/8 X 1/4
1/4 SIDE SHEET
1/8 SIDE SHEET
1/8 PLY DASH
1/8 WIRE
SOLDER CLIPS
1/4" DOWELS
3/32 SHEET
AFT EDGE OF PLY L.G. MOUNT
1/2 X 3/8 SPRUCE SPARS
#8 BOLT
FORMERS F-7 1/8 PLYWOOD
#8 WING BOLTS
1/4 LANDING GEAR DOUBLER
1/4 SIDE SHEET
F-8
1/8 PLY
FORMER F-4 NOT SHOWN
1/4 SQ. SPRUCE SPARS
F-5
1/8 BALSA RIB
W-1A
F-6
F-9
F-10
F-4
F-12
F-13
F-14
1/8 SHEET DECK FORMERS
1/4 SQ. SPRUCE
1/4 X 3/8
1/8 X 1/4
1/4 SIDE SHEET
1/8 X 1/4 FAIRING STRIP
SCRAP FILL
1/4 SQ. WINDOW POST
WINDOW
1/64 PLY
SECTION "G-G"
FORMERS F-7
1/8 X 1 9/16 SPL
SOLDER CLIP
#8 BOLT
RB-W-1A
BALANCE POINT
1/4 X 3/8 SPRUCE
SCRAP 1/8 SHIM
COWLING CUTOUTS
ABS COWL
#4 X 3/8 SHEET METAL SCREWS
1/32 PLYWOOD COWL
INSTRUMENT PANEL 1/8 SHEET
1/4 SQ. SPRUCE 1/8 WIRE BEHIND
1/4 SQ. SPRUCE
1/8 SQ.
1/8 X 1/4 FAIRING STRIP
USE 1° DOWN THRUST
FORMER F-3 1/4 PLYWOOD
1/4 X 3/8 HARDWOOD
1/8 WIRE
1/8 X 1/4
1/8 X 1/4 1/4 PLYWOOD FORMER F-2 BEHIND
FIREWALL F-1 1/4 PLYWOOD
1/8 X 3 TANK FLOOR
1/4 X 3/8 BACKING STRIP
1/8 SHEET
SAND CORNER OFF TO FIT COWL
BOTTOM 1/4 SHEET
1/4 SIDE SHEET
NYLON STRAP AND #4 X 3/8 SCREWS
5/32 WIRE
4 1/2 DIA. WHEELS
1/8 SHEET
1/4 X 3/8 SPRUCE
1/4 SQ. SPRUCE
1/8 X 1/4 FAIRING STRIP
1/4 X 3/8 BALSA
1/8 SHEET DECK FORMERS
1/4 SQ. SPRUCE
1/4 X 3/8 FAIRING STRIP
1/8 X 3/16 SPRUCE
ALL VERTICALS AND DIAGONALS 1/4 SQ.
CROSSBRACES 1/4 X 3/8
1/4 X 3/8
FORMER F-4 1/8 PLYWOOD
INSTALL 1/4 PLYWOOD CROSSBRACE HERE FOR FUTURE FLOAT MOUNTING
1/8 SHEET LANDING GEAR DOUBLER
1/4 PLYWOOD LANDING GEAR MOUNT
WING STRUT LOCATION
.030 STEEL
LANDING GEAR DOUBLER
1/8 X 1/4
1/4 SIDE SHEET
BIND AND SOLDER
NYLON STRAP AND #4 X 3/8 SCREWS
RUBBER BAND
3/32 WIRE
LANDING GEAR DETAILS
LOCATION OF LOWER 1/4 X 3/8 CROSSBRACES
3/32 SHEET
1/4 X 3/8 BALSA, FAIR INTO TOP SHEETING
1/4 SQ. SPRUCE SPARS
NOTCH STRINGER
1/2 X 1 SCRAP L.P.
SECTION "B-B"
1/4 X 3/8 SPARS
PLY. RIBS
BALSA RIB
3/32 SHEET FILLER
1/4 SQ. SPRUCE
1/4 X 3/8 SPRUCE
SECTION "C-C"
NOTE - GRAIN VERTICAL
1/4 X 3/8
F-13
TYPICAL AFT DECK FORMER
BIND AND EPOXY
1/8 WIRE INTERPLANE STRUT
5/16 X 1/2 SPRUCE
5/16 X 3/4 SPRUCE
WING STRUTS
2 REQUIRED
ONE RIGHT – ONE LEFT
ROUND TOOTHPICK "PINS"
.030 STEEL
INTERPLANE STRUT
SOLDER STEEL LANDING GEAR CLIP AND USE #2X3/8 SHEET METAL SCREW
LAMINATE TWO LAYERS OF 1/8 SHEET FOR 1/4 INCH
SCRAP 1/8 SHEET GUSSET (CENTER)
TAIL BRACE LOCATION
HINGE
1/4 X 1/2
1/4 X 5/8
1/4 X 5/8
FIN
RUDDER
ALL "RIBS" 1/4 SQ.
ALL DIAGONALS 1/8 SQ. (CENTERED)
1/4 SHEET
SCRAP 1/8 SHEET GUSSET
TAIL BLOCK
STABILIZER
1/8 SHEET
1/4 X 1/2
1/4 X 5/8
CONTROL HORN
SCRAP 1/8 SHEET PUSHROD EXIT
1/4 X 3/8 TAILPOST
1/16 WIRE TAILPLANE STRUT
SCRAP 1/8 PLYWOOD TAILWHEEL MOUNT
TAPER FAIRING STRIPS TO 1/32 THICK AT AFT END
WINDSHIELD PATTERN
1/32 PLY
INST. PANEL
1/8" SQ. GLUING STRIP
1/8 SIDE SHEET
1/8 SIDE SHEET
SECTION "E-E"
FORMER F-5
FORMER F-6
1/8 X 1/4 FAIRING STRIP
1/4 X 3/8 LONGERON
SECTION "F-F"
SPRUCE WINDOW FRAME
1/8 X 1/4 FAIRING STRIP
1/4 SIDE SHEET
SECTION "A-A"
TAILBRACE LOCATION
HINGE
ALL DIAGONALS 1/8 X 1/4 (CENTERED)
ALL "RIBS" 1/4 X 3/8
1/4 X 3/8 SPRUCE
SCRAP 1/8 GUSSET (CENTERED)
3/8 SHEET
3/8 X 1/2
3/8 DOWEL
CONTROL HORN
LAMINATE STAB OUTLINE FROM TWO LAYERS OF BALSA AND ONE LAYER OF PLYWOOD WITH THE PLYWOOD IN THE CENTER
STABILIZER
ELEVATOR
3/8 X 1/2
PIPER J-3
REVISED 12/98, 1/99
SCALE - 1/4
SPAN - 9'-0"
AREA - 1000 SQ. INCHES
WEIGHT - 12 LBS.
POWER - .60 - 2.0 CU. IN.
BALSA USA INC.
MARINETTE, WIS.
PHONE (906) 863-6420
OR (800) BALSA US
H.E

BALSA USA

1/4 SCALE PIPER J-3 CUB

SHEET 2 OF 3

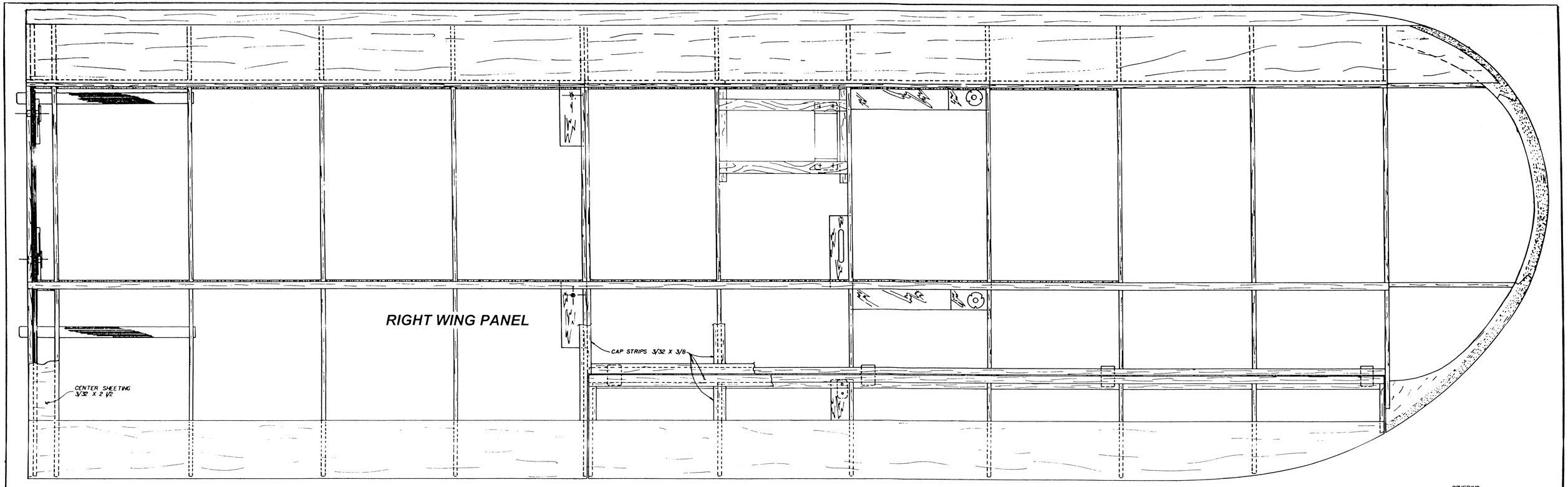

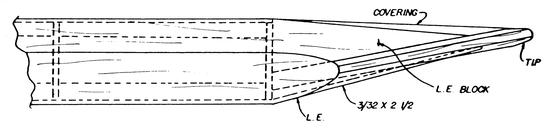

WINGTIP DETAIL

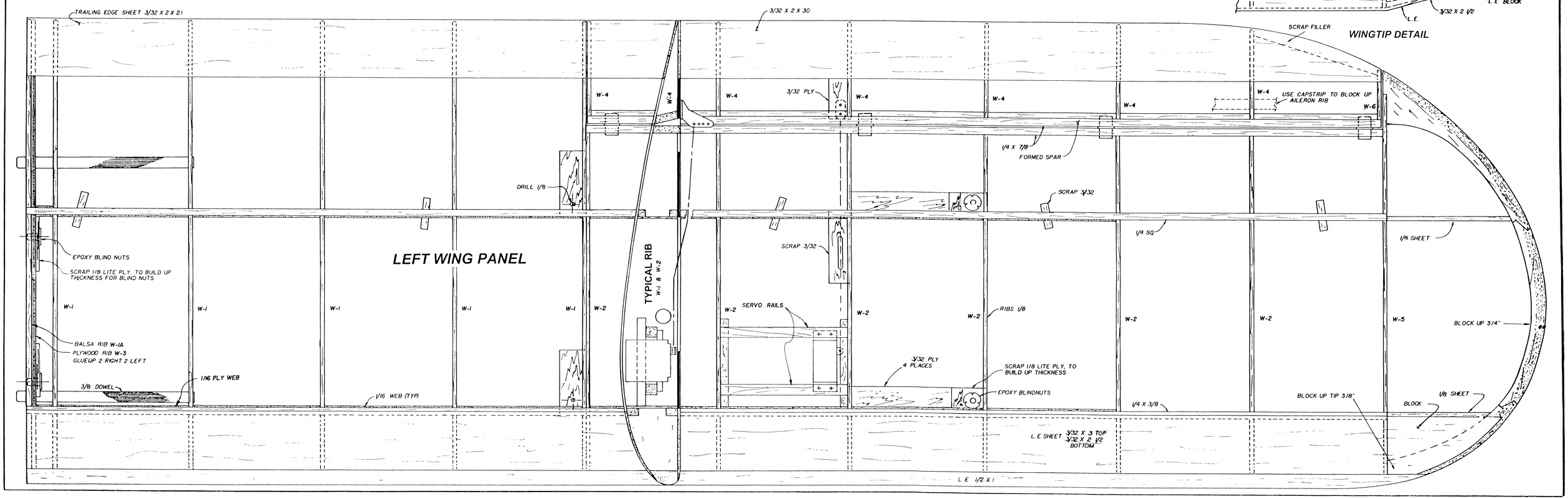

CAUTION

Plans can shrink and stretch primarily due to changes in humidity.

Lay this plan over the main fuselage plan. It should match the other side within 1/16" in length. If it does not, build both sides of the model using the main fuselage plan. Use the right side plan for reference only to aid you in the construction of the door of the model.

Thank you.

Balsa USA

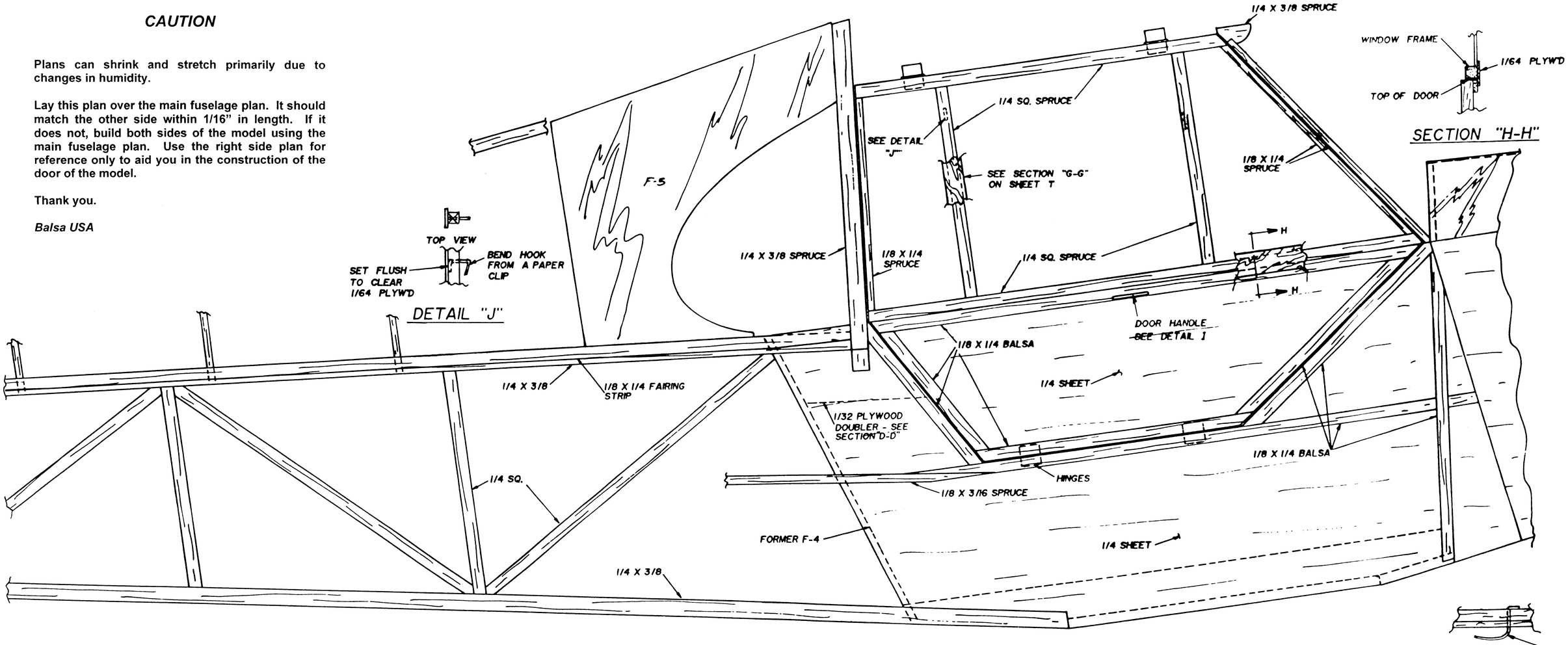

RIGHT FUSELAGE SIDE

BALSA USA

¼ SCALE PIPER J-3 CUB

SHEET 3 OF 3