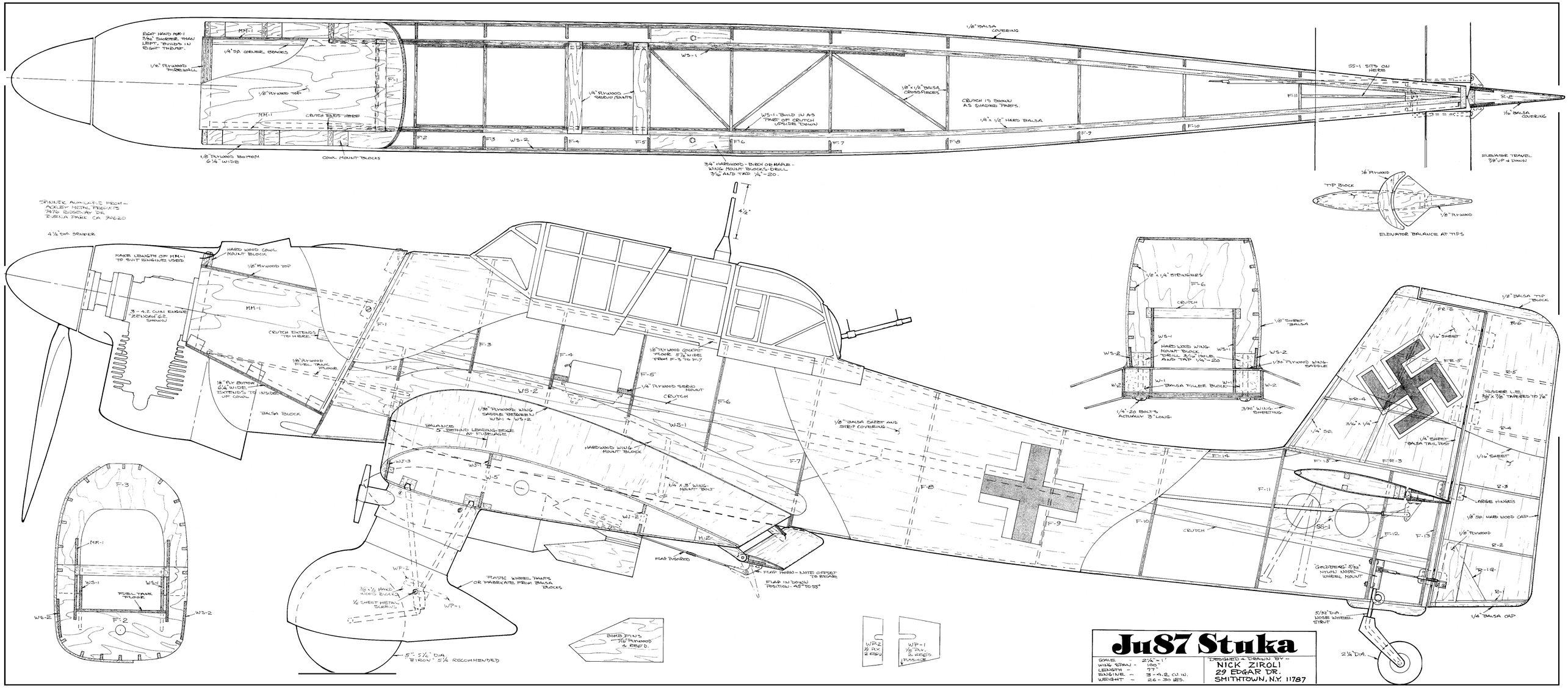

Ju87 Stuka

SCALE	2 1/4" = 1'
WING SPAN -	150"
LENGTH -	77"
ENGINE -	3 - 4.2 CU. IN.
WEIGHT -	26 - 30 LBS.

DESIGNED & DRAWN BY -
NICK ZIROLI
29 EDGAR DR.
SMITHTOWN, N.Y. 11787

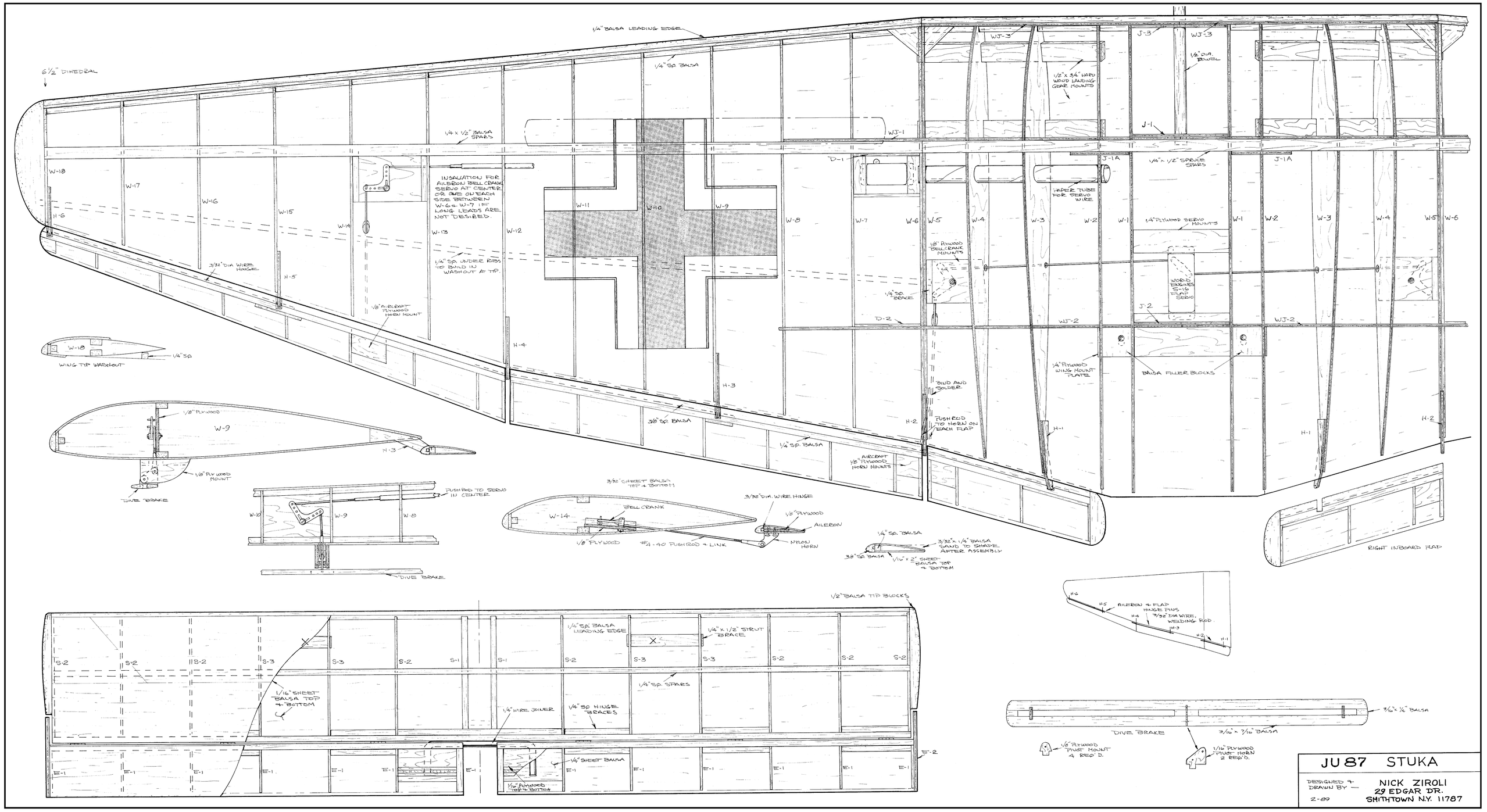
1/4" BALSA LEADING EDGE
6 1/2" DIHEDRAL
1/4" SQ. BALSA
1/4 x 1/2" BALSA SPARS
INSTALLATION FOR AILERON BELL CRANK SERVO AT CENTER OR ONE OF EACH SIDE BETWEEN W-6 & W-7 IF LONG LEADS ARE NOT DESIRED.
1/4" SQ. UNDER RIBS TO BALD IN WASHOUT AT TIP.
3/32" DIA WIRE HINGE
1/8" AIRCRAFT PLYWOOD HORN MOUNT
WING TIP WASHOUT
1/8" PLYWOOD
W-9
1/8" PLYWOOD MOUNT
DIVE BRAKE
3/8" SQ. BALSA
1/4" SQ. BALSA
AIRCRAFT 1/8" PLYWOOD HORN MOUNTS
PUSHROD TO SERVO IN CENTER
3/32" SHEET BALSA TOP & BOTTOM
BELL CRANK
1/8" PLYWOOD
#4-40 PUSHROD & LINK
3/32" DIA. WIRE HINGE
1/8" PLYWOOD
AILERON
NYLON HORN
1/8" SQ. BALSA
3/32" x 1/4" BALSA SAND TO SHAPE AFTER ASSEMBLY
3/8" SQ. BALSA
1/16" x 2" SHEET BALSA TOP & BOTTOM
1/8" DIA. DOWEL
1/2" x 3/4" HARD WOOD LANDING GEAR MOUNTS
1/4" x 1/2" SPRUCE SPARS
PAPER TUBE FOR SERVO WIRE
1/4" PLYWOOD SERVO MOUNTS
WORLD ENGINES S-16 FLAP SERVO
1/8" PLYWOOD BELLCRANK MOUNTS
1/4" SQ. SPACE
SOLD AND SOLDER
PUSHROD TO HORN ON EACH FLAP
1/4" PLYWOOD WING MOUNT PLATE
BALSA FILLER BLOCKS
RIGHT INBOARD FLAP
1/2" BALSA TIP BLOCKS
1/4" SQ. BALSA LEADING EDGE
1/4" x 1/2" STRUT BRACE
1/4" SQ. SPARS
1/16" SHEET BALSA TOP & BOTTOM
1/4" WIRE DOWEL
1/4" SQ HINGE BRACES
1/4" SHEET BALSA
1/16" PLYWOOD TOP & BOTTOM
AILERON & FLAP HINGE PINS
3/32" DIA WIRE, WELDING ROD
DIVE BRAKE
3/16" x 3/16" BALSA
3/16" x 1/4" BALSA
1/8" PLYWOOD PIVOT MOUNT 4 REQ'D.
1/16" PLYWOOD PIVOT HORN 2 REQ'D.
JU 87 STUKA
DESIGNED & DRAWN BY — NICK ZIROLI
29 EDGAR DR.
SMITHTOWN N.Y. 11787
2-89

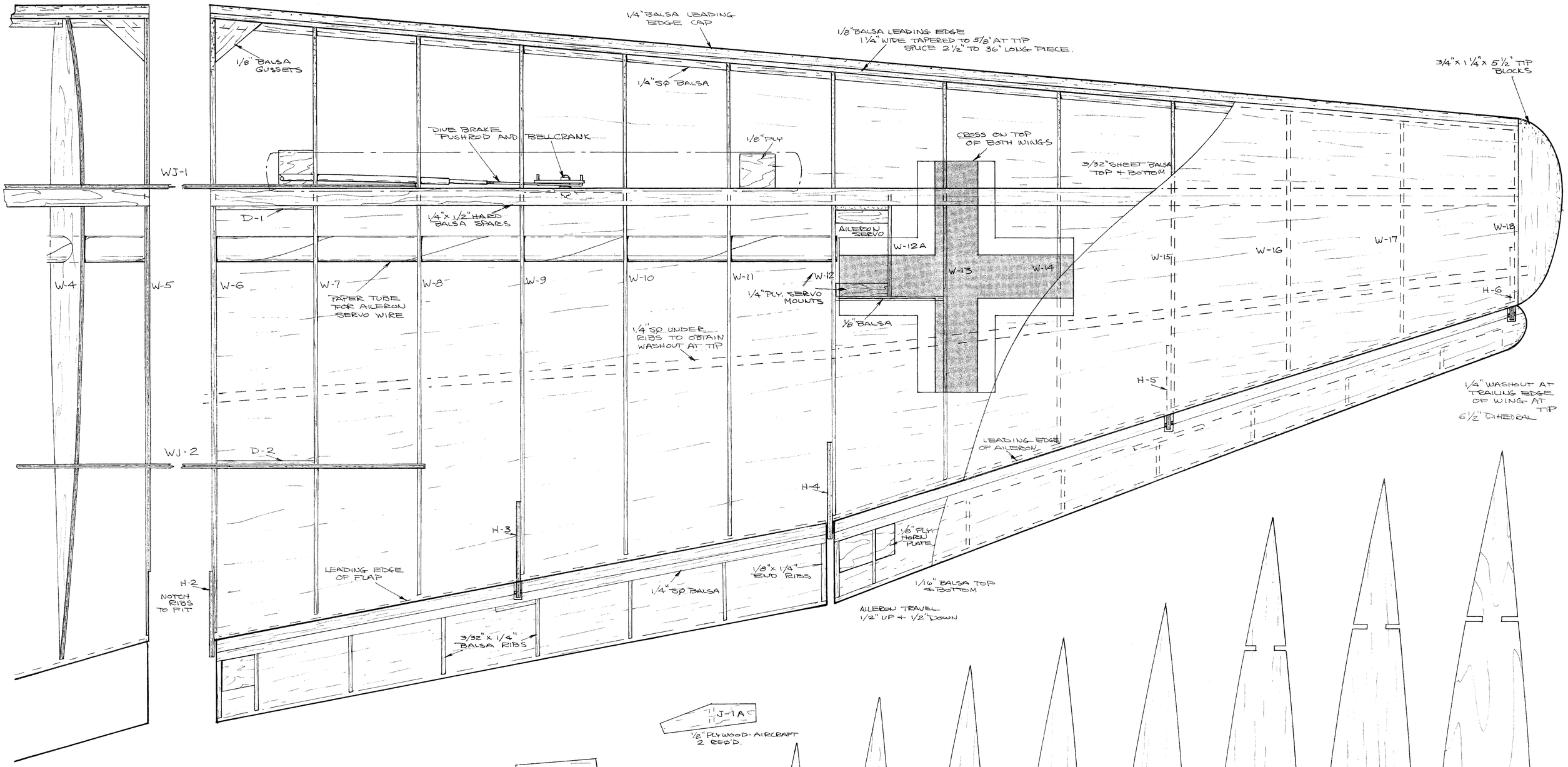

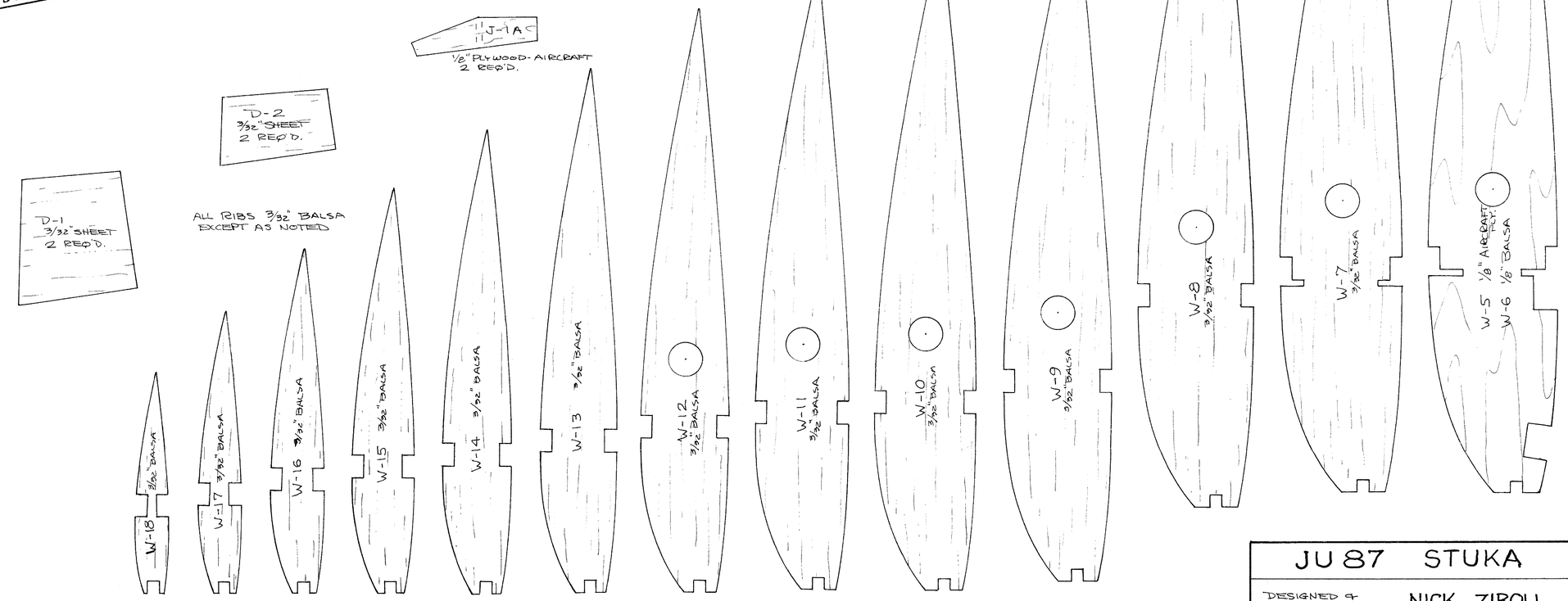

REFERENCES

- 1/50 SCALE 5 VIEW DRAWING JU 87 B-2. KOKU-FAN #50-43 SCALE MODEL RESEARCH 2354 TICONDEROGA WAY COSTA MESA, CA 92626 714-979-8058
- THE GREAT BOOK OF WW-II AIRPLANES 12 AIRCRAFT WELL DESCRIBED IN 632 PAGES. ABOUT 50 ON JU87. GREAT COLOR ART FOLD OUTS. BONANZA BOOKS
- SQUADRON/SIGNAL PUBLICATIONS NO. 73 JU 87 STUKA IN ACTION
- AERO SERIES #8 AERO PUBLISHERS INC.
- PROFILE AIRCRAFT #76 JU 87 A-B
- STUKA JU 87 PRENTICE-HALL INC.
- FAMOUS AIRPLANES OF THE WORLD MARCH 1983 NO. 136 JAPANESE TEXT, GOOD PHOTOS AND DETAILS

PLASTIC MODELS ARE A GOOD SOURCE OF DETAILS.

JU 87 STUKA

DESIGNED & DRAWN BY — NICK ZIROLI
29 EDGAR DR.
SMITHTOWN N.Y. 11787

2-89

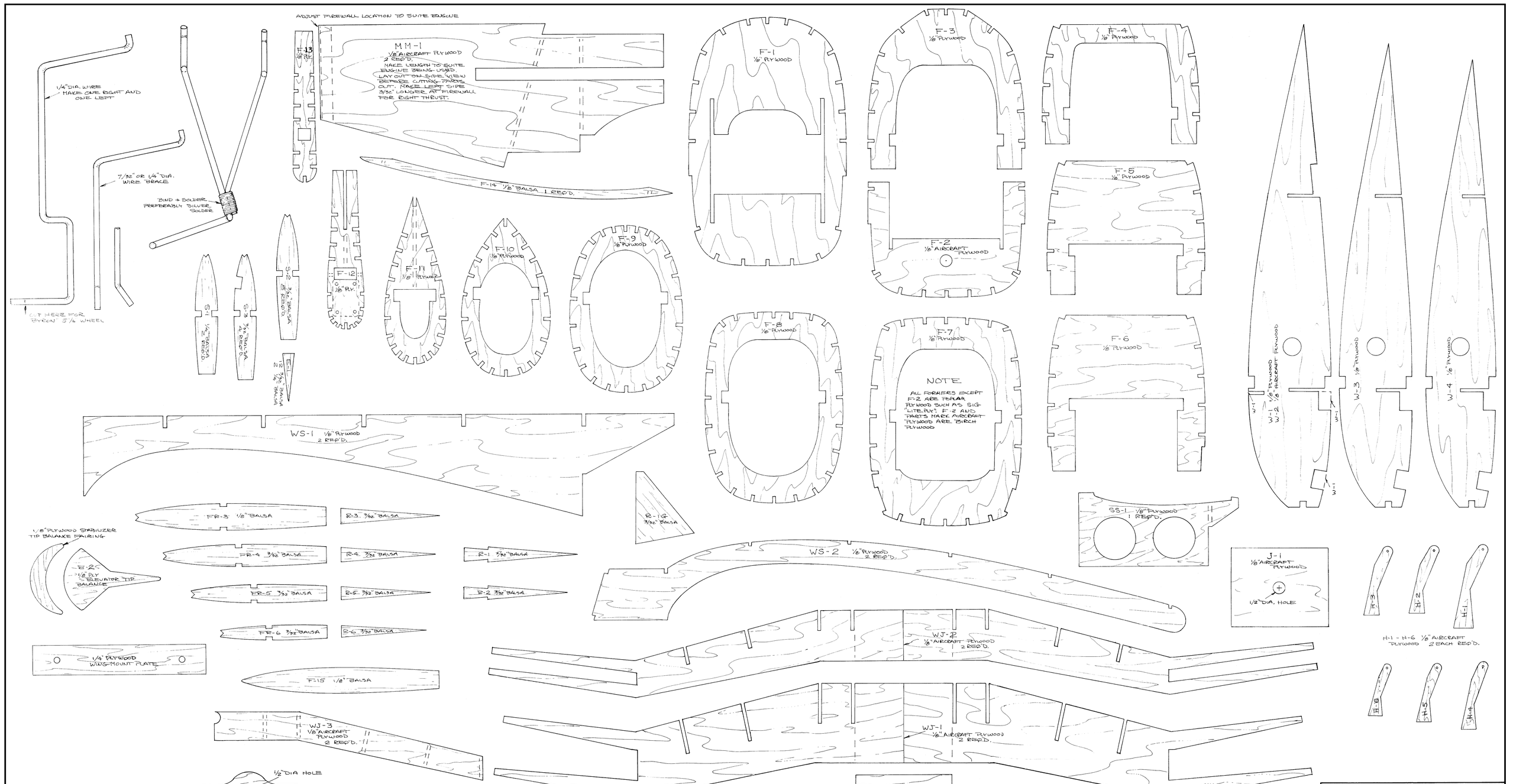
ADJUST FIREWALL LOCATION TO SUITE ENGINE
1/4" DIA. WIRE MAKE ONE RIGHT AND ONE LEFT
7/32" OR 1/4" DIA. WIRE BRACE
BIND + SOLDER PREFERABLY SILVER SOLDER
CUT HERE FOR BYRON 5/8 WHEEL
F-13 1/8" PLY
MM-1
1/8" AIRCRAFT PLYWOOD 2 REQ'D.
MAKE LENGTH TO SUITE ENGINE BEING USED.
LAY OUT ON SIDE VIEW BEFORE CUTTING PARTS OUT. MAKE LEFT SIDE 3/32" LONGER AT FIREWALL FOR RIGHT THRUST.
F-14 1/8" BALSA 1 REQ'D.
F-1 1/8" PLYWOOD
F-3 1/8" PLYWOOD
F-4 1/8" PLYWOOD
F-5 1/8" PLYWOOD
F-2 1/8" AIRCRAFT PLYWOOD
F-6 1/8" PLYWOOD
F-7 1/8" PLYWOOD
NOTE
ALL FORMERS EXCEPT F-2 ARE POPLAR PLYWOOD SUCH AS SIG "LITE PLY". F-2 AND PARTS MARK AIRCRAFT PLYWOOD ARE BIRCH PLYWOOD
F-8 1/8" PLYWOOD
F-9 1/8" PLYWOOD
F-10 1/8" PLYWOOD
F-11 1/8" PLYWOOD
F-12 1/8" PLY
S-1 1/2" BALSA 2 REQ'D.
S-3 3/8" BALSA 4 REQ'D.
S-2 3/8" BALSA 2 REQ'D.
E-1 1/2" 3/8" BALSA
W-1 1/8" PLYWOOD W-2 1/8" AIRCRAFT PLYWOOD
W-3 1/8" PLYWOOD
W-4 1/8" PLYWOOD
WS-1 1/8" PLYWOOD 2 REQ'D.
R-1G 3/32" BALSA
SS-1 1/8" PLYWOOD 1 REQ'D.
1/8" PLYWOOD STABILIZER TIP BALANCE PAIRING
E-2 1/8 PLY ELEVATOR TIP BALANCE
FR-3 1/8" BALSA
R-3 3/32" BALSA
FR-4 3/32" BALSA
R-4 3/32" BALSA
R-1 3/32" BALSA
FR-5 3/32" BALSA
R-5 3/32" BALSA
R-2 3/32" BALSA
FR-6 3/32" BALSA
R-6 3/32" BALSA
WS-2 1/8" PLYWOOD 2 REQ'D.
J-1 1/8" AIRCRAFT PLYWOOD
1/2" DIA. HOLE
H-1 H-2 H-3
H-1 - H-6 1/8" AIRCRAFT PLYWOOD 2 EACH REQ'D.
H-4 H-5 H-6
1/4" PLYWOOD WING-MOUNT PLATE
F-15 1/8" BALSA
WJ-2 1/8" AIRCRAFT PLYWOOD 2 REQ'D.
WJ-3 1/8" AIRCRAFT PLYWOOD 2 REQ'D.
WJ-1 1/8" AIRCRAFT PLYWOOD 2 REQ'D.
1/2" DIA HOLE
J-3 1/8" AIRCRAFT PLYWOOD
J-2 1/8" AIRCRAFT PLYWOOD
JU 87 STUKA
DESIGNED + DRAWN BY —
NICK ZIROLI
29 EDGAR DR.
SMITHTOWN, N.Y. 11787
2-89