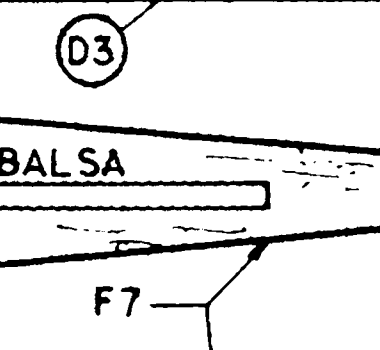
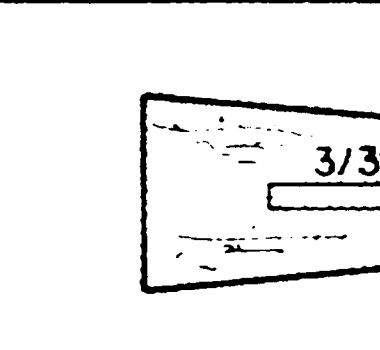
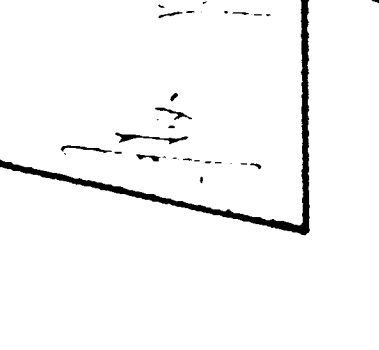
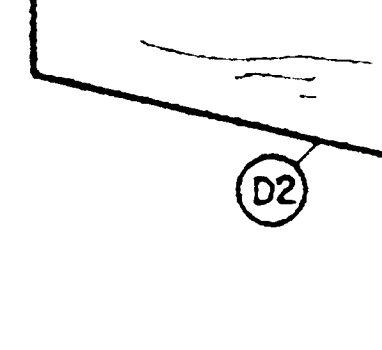
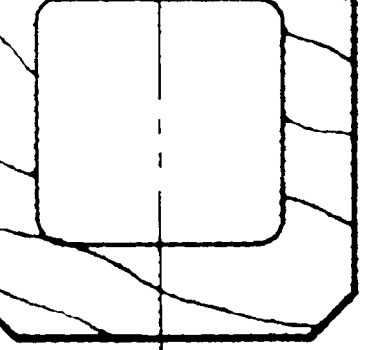
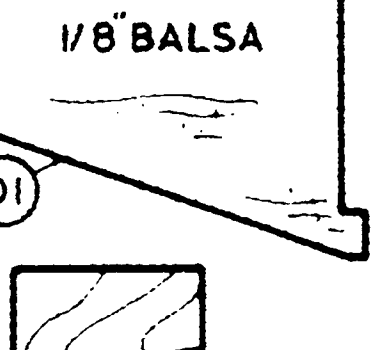
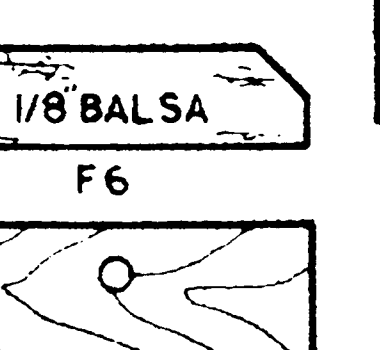
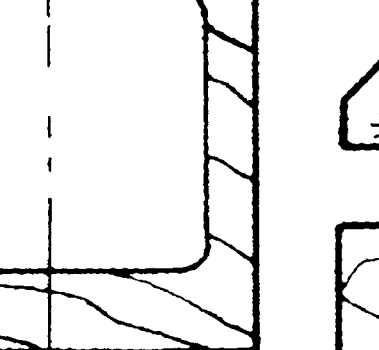
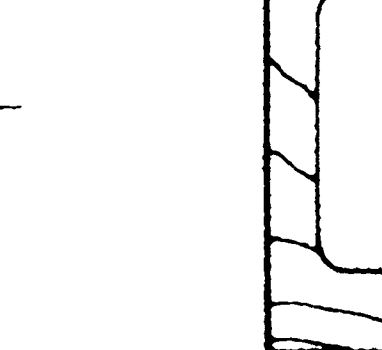
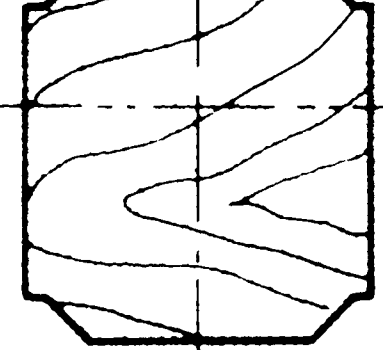
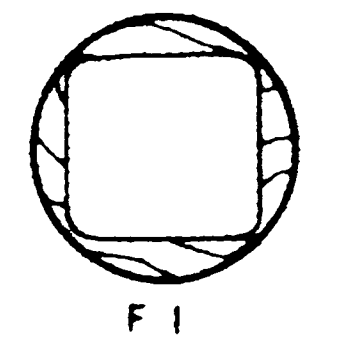


NOTE  
ALL PLY PARTS ARE  
SIG LITE PLY



COX GOLDEN BEE

ACE 1 5/16"

TOP HATCH 2PCS 1/8"

TH1

TH2

CUT OUT 1 SHEET FOR TH1-2

F1

F2

F3

F4

F5

F6

F7

WP1

\*2 X 3/8" SM SCREWS

TOP HATCH 2 PCS 1/8"

DRAIN HOLE

1/8" SHEET TANK FLOOR

F3 LP

SIG 1/16" X 10"

1/8" SHEET

1/8" PLY

WP1

6" SIG

WP2

F6

F4

WP3

8 32 X 1/16"

WP4

BATT PAK

SERVO

RCVR

D3

D4

1/8" X 1/16"

3/32" SIDES

1/4"

TOP AND BOTTOM CROSSGRAIN 3/32"

1/8" Balsa

1/8" Balsa

1/8" Balsa

1/8" Balsa

3/32" Balsa

3/32" Balsa

3/32" Balsa

1/8" Balsa

1/8" Balsa

1/8" Balsa

1/8" Balsa

1/8" Balsa

1/8" Balsa

1/8" Balsa

1/8" Balsa

3/32" Balsa

3/32" Balsa

3/32" Balsa

3/32" Balsa

3/32" Balsa

3/32" Balsa

3/32" Balsa

3/32" Balsa

1/8" Balsa

1/8" Balsa

1/8" Balsa

1/8" Balsa

1/8" Balsa

1/8" Balsa

1/8" Balsa

1/8" Balsa

1/8" Balsa

1/8" Balsa

1/8" Balsa

1/8" Balsa

1/8" Balsa

1/8" Balsa

1/8" Balsa

1/8" Balsa

3/32" Balsa

3/32" Balsa

3/32" Balsa

3/32" Balsa

3/32" Balsa

3/32" Balsa

3/32" Balsa

3/32" Balsa

1/8" Balsa

1/8" Balsa

1/8" Balsa

1/8" Balsa

1/8" Balsa

1/8" Balsa

1/8" Balsa

1/8" Balsa

3/32" Balsa

3/32" Balsa

3/32" Balsa

3/32" Balsa

3/32" Balsa

3/32" Balsa

3/32" Balsa

3/32" Balsa

1/8" Balsa

1/8" Balsa

1/8" Balsa

1/8" Balsa

1/8" Balsa

1/8" Balsa

1/8" Balsa

1/8" Balsa

Plan No: 2781

THE DUBLR

SMALL RC FOR SPORT AND RACING  
1/2" SPORT FOR RUDDER & ELEV.  
1/2" RACER FOR AILERON & ELEV.

FULL SIZE SPORT 235" CLIPPED RACER 210"  
FLYING WEIGHT APP. 20 OZ.  
2-3 CHANNEL RADIO

DESIGNED-DRAWN-INKED-BRAD SHEPHERD

0 1 2 3 4 5 6 inches

MODEL BUILDER magazine  
621 W. ANNETTE AVE. ST. COSTA MESA, CALIF. 92627

REDESIGNED & REDRAWN 6-15-77 B.S.L.  
ALL RIGHTS RESERVED 4-18-76 B.S.L.