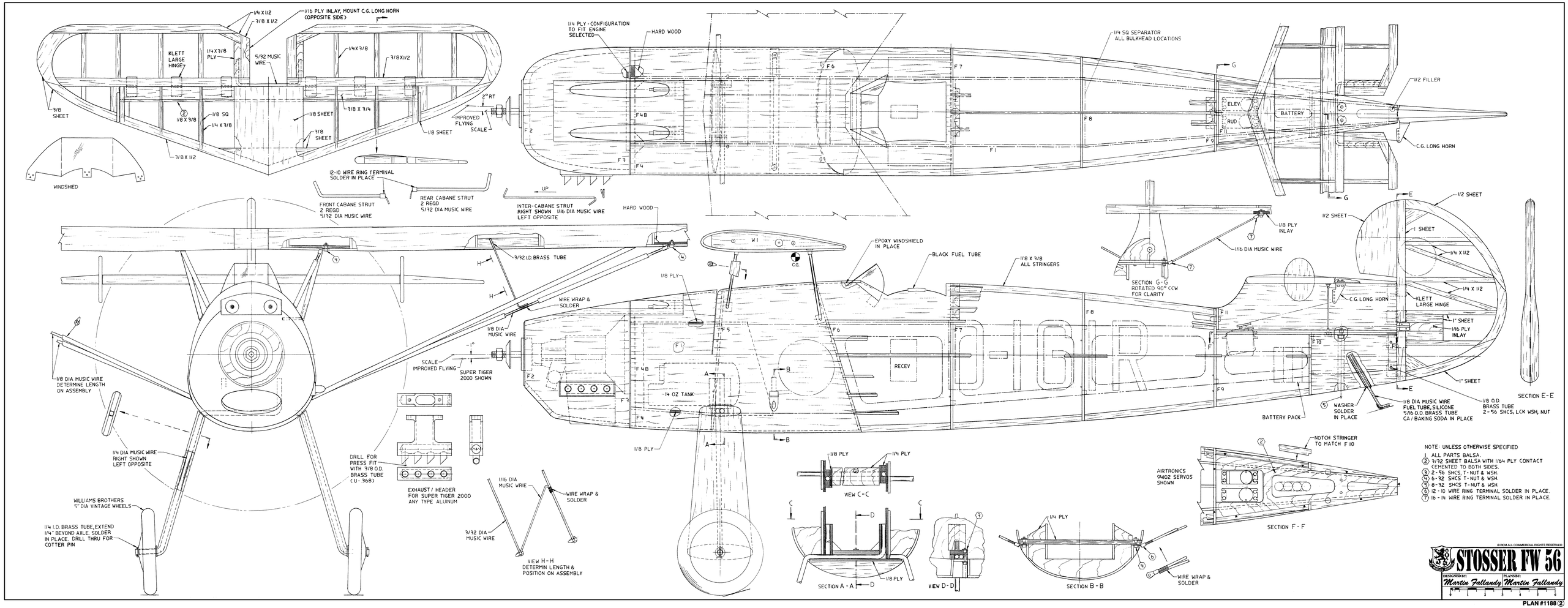
1/4 X 1/2
3/8 X 1/2
1/16 PLY INLAY, MOUNT C.G. LONG HORN (OPPOSITE SIDE)
KLETT LARGE HINGE
1/4 X 3/8 PLY
5/32 MUSIC WIRE
1/4 X 3/8
3/8 X 1/2
3/8 SHEET
1/8 X 3/8
1/8 SQ
1/4 X 3/8
1/8 SHEET
3/8 X 3/4
3/8 SHEET
1/8 SHEET
2° RT
IMPROVED FLYING SCALE
3/8 X 1/2
WINDSHIED
12-10 WIRE RING TERMINAL SOLDER IN PLACE
FRONT CABANE STRUT 2 REQD. 5/32 DIA MUSIC WIRE
REAR CABANE STRUT 2 REQD 5/32 DIA MUSIC WIRE
UP
INTER-CABANE STRUT RIGHT SHOWN 1/16 DIA MUSIC WIRE LEFT OPPOSITE
1/4 PLY - CONFIGURATION TO FIT ENGINE SELECTED
HARD WOOD
F 6
F 7
F 4 B
F 2
F 3
F 4
F 1
F 8
1/4 SQ SEPARATOR ALL BULKHEAD LOCATIONS
G
ELEV.
RUD.
BATTERY
F 11
F 9
1/2 FILLER
C.G. LONG HORN
HARD WOOD
3/32 I.D. BRASS TUBE
H
WIRE WRAP & SOLDER
1/8 DIA MUSIC WIRE
SCALE IMPROVED FLYING
-1°
SUPER TIGER 2000 SHOWN
1/8 DIA MUSIC WIRE DETERMINE LENGTH ON ASSEMBLY
1/4 DIA MUSIC WIRE RIGHT SHOWN LEFT OPPOSITE
WILLIAMS BROTHERS 5" DIA VINTAGE WHEELS
1/4 I.D. BRASS TUBE, EXTEND 1/4" BEYOND AXLE, SOLDER IN PLACE. DRILL THRU FOR COTTER PIN
DRILL FOR PRESS FIT WITH 3/8 O.D. BRASS TUBE (U-368)
EXHAUST / HEADER FOR SUPER TIGER 2000 ANY TYPE ALUINUM
1/16 DIA MUSIC WRIE
WIRE WRAP & SOLDER
3/32 DIA MUSIC WIRE
VIEW H-H
DETERMIN LENGTH & POSITION ON ASSEMBLY
W 1
C.G.
1/8 PLY
EPOXY WINDSHIELD IN PLACE
BLACK FUEL TUBE
1/8 X 3/8 ALL STRINGERS
F 5
F 1
F 4 B
F 2
F 3
F 4
14 OZ TANK
A
B
RECEV
F 8
F 7
F 6
F 11
F 10
F 9
F
1/8 PLY
1/8 PLY INLAY
1/16 DIA MUSIC WIRE
SECTION G-G ROTATED 90° CCW FOR CLARITY
1/2 SHEET
1 SHEET
1/4 X 1/2
C.G. LONG HORN
KLETT LARGE HINGE
1" SHEET
1/16 PLY INLAY
E
1" SHEET
1/8 DIA MUSIC WIRE FUEL TUBE, SILICONE 5/16 O.D. BRASS TUBE CA / BAKING SODA IN PLACE
1/8 O.D. BRASS TUBE 2-56 SHCS, LCK WSH, NUT
WASHER SOLDER IN PLACE
BATTERY PACK
SECTION E-E
1/8 PLY
1/4 PLY
VIEW C-C
C
D
SECTION A-A
1/8 PLY
VIEW D-D
3
1/4 PLY
SECTION B-B
WIRE WRAP & SOLDER
AIRTRONICS 94102 SERVOS SHOWN
NOTCH STRINGER TO MATCH F 10
SECTION F-F
NOTE: UNLESS OTHERWISE SPECIFIED
1. ALL PARTS BALSA.
2. 3/32 SHEET BALSA WITH 1/64 PLY CONTACT CEMENTED TO BOTH SIDES.
3. 2-56 SHCS, T-NUT & WSH.
4. 6-32 SHCS T-NUT & WSH.
5. 8-32 SHCS T-NUT & WSH.
6. 12-10 WIRE RING TERMINAL SOLDER IN PLACE.
7. 16-14 WIRE RING TERMINAL SOLDER IN PLACE.
© RCM ALL COMMERCIAL RIGHTS RESERVED
STOSSER FW 56
DESIGNED BY: Martin Fallandy
PLANS BY: Martin Fallandy
PLAN #1188 2

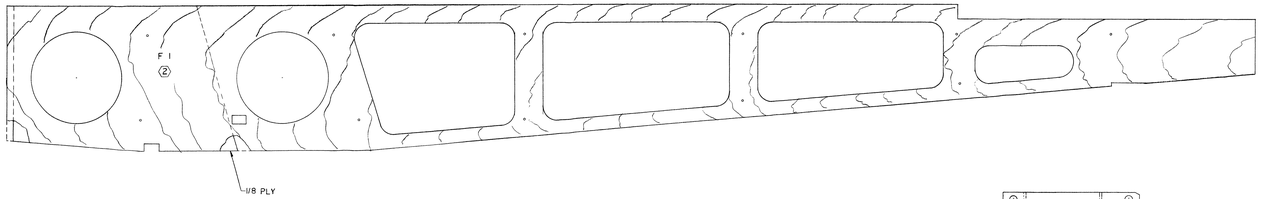

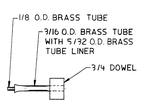

MACHINE GUN

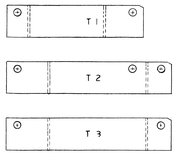

WING ASSEMBLY TOOLING BLOCKS
(PINE - BOX WOOD - 1/2 PLY)

MACHINE GUN PORTALS BLOCK

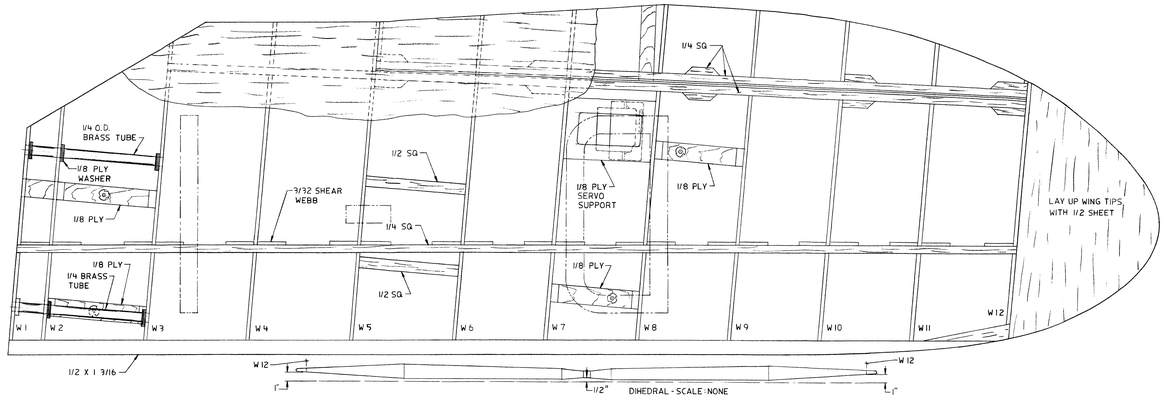

DIHEDRAL - SCALE - NONE

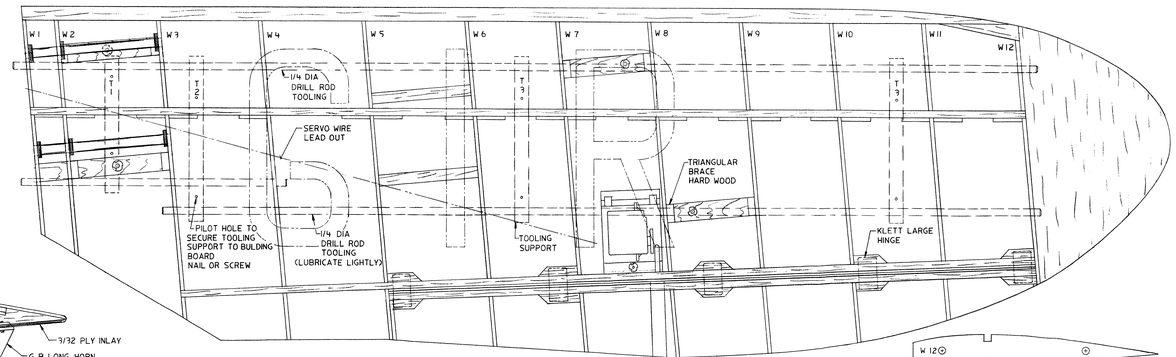

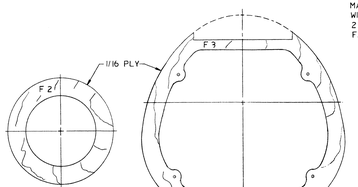

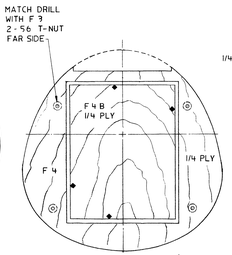

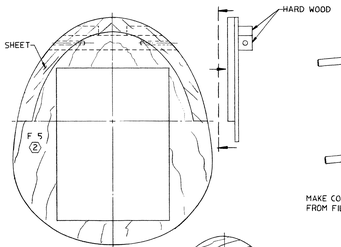

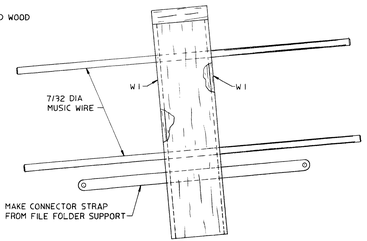

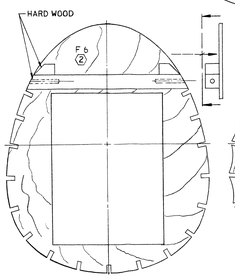

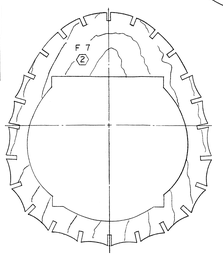

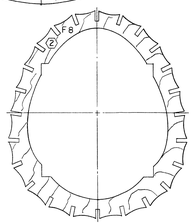

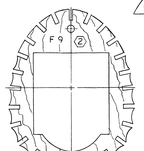

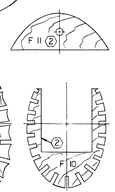

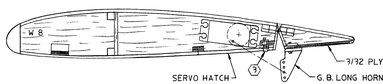

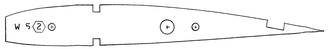

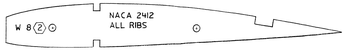

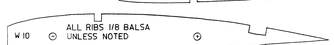

©RCM ALL COMMERCIAL RIGHTS RESERVED

STOSSER FW 56

DESIGNED BY: *Martin Fallandy* PLANS BY: *Martin Fallandy*

PLAN #1188 2