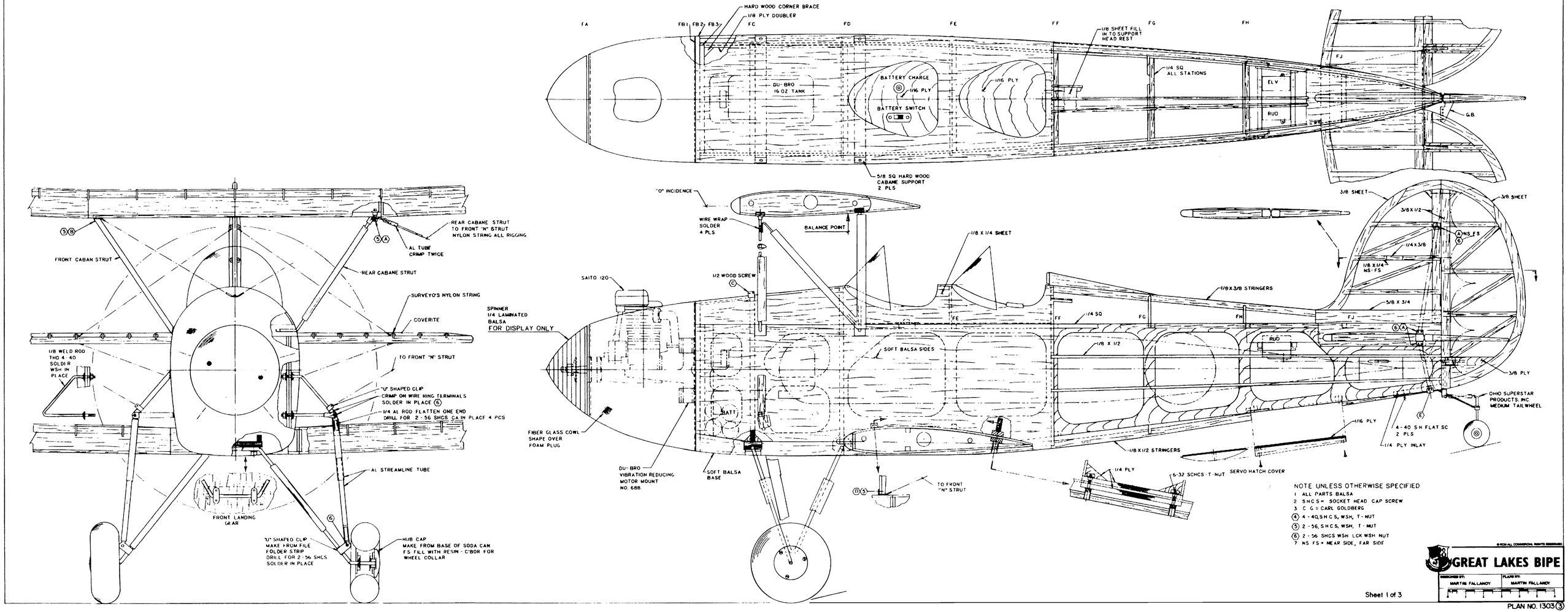
HARD WOOD CORNER BRACE
1/8 PLY DOUBLER
FA
FB1, FB2, FB3
FC
FD
FE
FF
FG
FH
FJ
1/8 SHEET FILL IN TO SUPPORT HEAD REST
1/4 SQ ALL STATIONS
DU-BRO 16 OZ TANK
BATTERY CHARGE
1/16 PLY
BATTERY SWITCH
ELV
RUD
G.B.
5/8 SQ HARD WOOD CABANE SUPPORT 2 PLS
"0" INCIDENCE
WIRE WRAP SOLDER 4 PLS
BALANCE POINT
1/8 X 1/4 SHEET
SAITO 120
1/2 WOOD SCREW
SPINNER 1/4 LAMINATED BALSA FOR DISPLAY ONLY
SOFT BALSA SIDES
BATT
1/8 X 1/2
1/8 X 3/8 STRINGERS
5/8 X 3/4
3/8 SHEET
3/8 X 1/2
1/4 X 3/8
1/8 X 1/4 NS-FS
NS FS
3/8 PLY
OHIO SUPERSTAR PRODUCTS, INC MEDIUM TAIL WHEEL
4-40 S H FLAT SC 2 PLS
1/4 PLY INLAY
1/16 PLY
1/8 X 1/2 STRINGERS
SERVO HATCH COVER
6-32 SCHCS T-NUT
1/4 PLY
TO FRONT "N" STRUT
FIBER GLASS COWL SHAPE OVER FOAM PLUG
DU-BRO VIBRATION REDUCING MOTOR MOUNT NO. 688
SOFT BALSA BASE
REAR CABANE STRUT TO FRONT "N" STRUT NYLON STRING ALL RIGGING
AL TUBE CRIMP TWICE
FRONT CABAN STRUT
REAR CABANE STRUT
SURVEYO'S NYLON STRING
COVERITE
1/8 WELD ROD THD 4-40 SOLDER WSH IN PLACE
TO FRONT "N" STRUT
"U" SHAPED CLIP CRIMP ON WIRE RING TERMINALS SOLDER IN PLACE
1/4 AL ROD FLATTEN ONE END DRILL FOR 2-56 SHCS CAN IN PLACE 4 PCS
AL STREAMLINE TUBE
FRONT LANDING GEAR
"U" SHAPED CLIP MAKE FROM FILE FOLDER STRIP DRILL FOR 2-56 SHCS SOLDER IN PLACE
HUB CAP MAKE FROM BASE OF SODA CAN FS FILL WITH RESIN - C'BOR FOR WHEEL COLLAR
NOTE UNLESS OTHERWISE SPECIFIED
1 ALL PARTS BALSA
2 SHCS = SOCKET HEAD CAP SCREW
3 C G = CARL GOLDBERG
4 4-40, S H C S, WSH, T-NUT
5 2-56, S H C S, WSH, T-NUT
6 2-56 SHCS WSH LCK WSH NUT
7 NS FS = NEAR SIDE, FAR SIDE
GREAT LAKES BIPE
DESIGNED BY: MARTIN FALLANDY
PLANS BY: MARTIN FALLANDY
Sheet 1 of 3
PLAN NO. 1303(3)

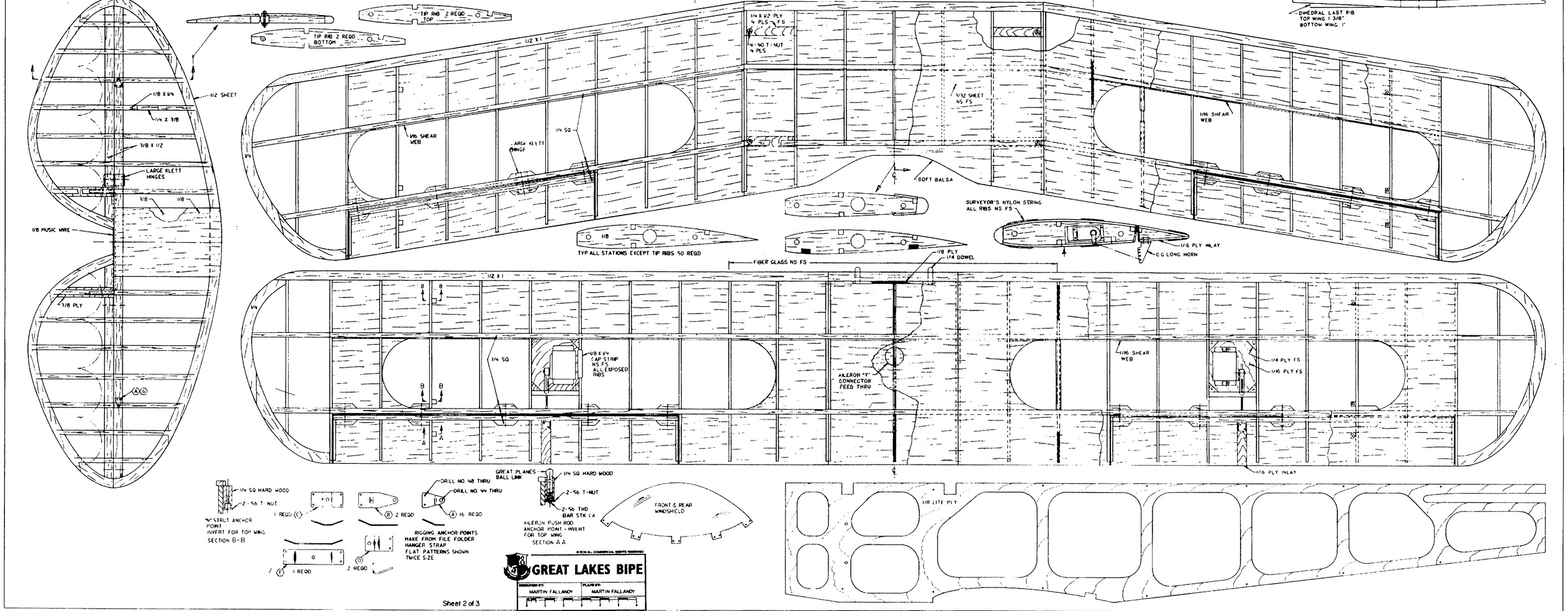
TIP RIB 2 REQD TOP
TIP RIB 2 REQD BOTTOM
1/2 X 1
1/4 X 1/2 PLY 4 PLS FS
1/4-40 T-NUT 4 PLS
DIHEDRAL LAST RIB TOP WING 1 3/8" BOTTOM WING 1"
1/8 X 1/4
1/2 SHEET
1/4 X 3/8
3/8 X 1/2
LARGE KLETT HINGES
3/8
1/8
1/8 MUSIC WIRE
3/8 PLY
1/16 SHEAR WEB
LARGE KLETT HINGE
1/4 SQ
1/32 SHEET NS FS
SOFT BALSA
SURVEYOR'S NYLON STRING ALL RIBS NS FS
1/8
TYP ALL STATIONS EXCEPT TIP RIBS 50 REQD
1/16 PLY INLAY
CG LONG HORN
FIBER GLASS NS FS
1/8 PLY
1/4 DOWEL
1/8 X 1/4 CAP STRIP NS FS ALL EXPOSED RIBS
AILERON "Y" CONNECTOR FEED THRU
1/4 PLY FS
1/16 PLY FS
1/16 PLY INLAY
1/4 SQ HARD WOOD
2-56 T NUT
"N" STRUT ANCHOR POINT INVERT FOR TOP WING SECTION B-B
1 REQD
2 REQD
DRILL NO. 48 THRU
DRILL NO. 44 THRU
16 REQD
RIGGING ANCHOR POINTS MAKE FROM FILE FOLDER HANGER STRAP FLAT PATTERNS SHOWN TWICE SIZE
1 REQD
2 REQD
GREAT PLANES BALL LINK
1/4 SQ HARD WOOD
2-56 T-NUT
2-56 THD BAR STK CA
AILERON PUSH ROD ANCHOR POINT - INVERT FOR TOP WING SECTION A-A
FRONT & REAR WINDSHIELD
1/8 LITE PLY
GREAT LAKES BIPE
DESIGNED BY: MARTIN FALLANDY
PLANS BY: MARTIN FALLANDY
PLAN NO. 1303 3

Sheet 2 of 3

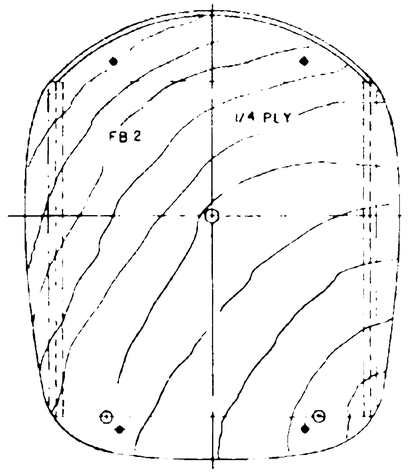

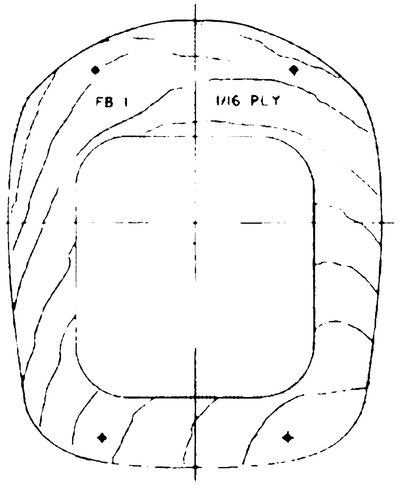

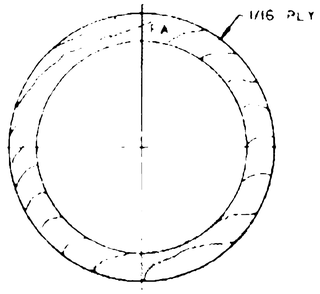

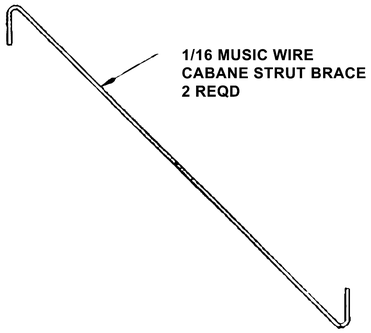

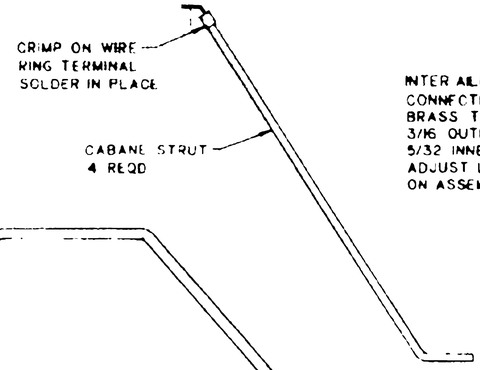

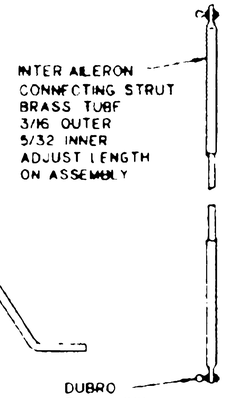



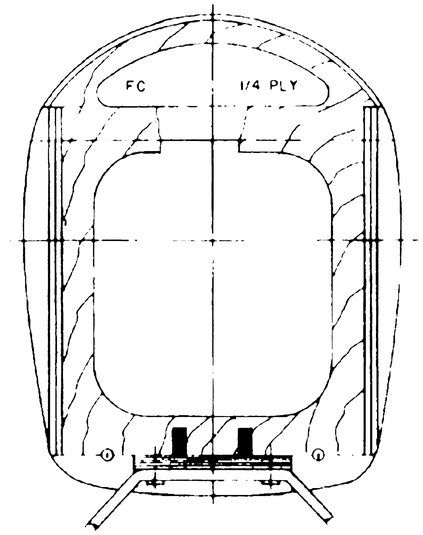

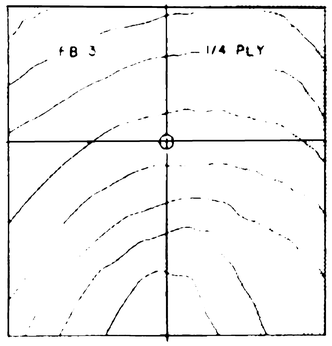

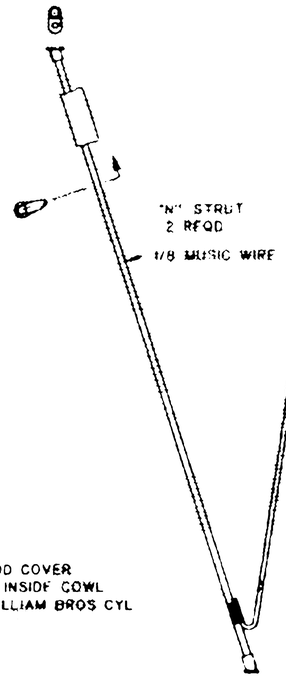

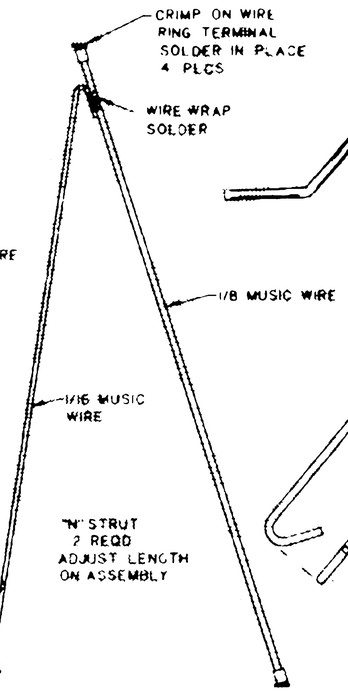



VALVE PUSH ROD COVER
GUIDE - LOCATE INSIDE COWL
ON BASE OF WILLIAM BROS CYL

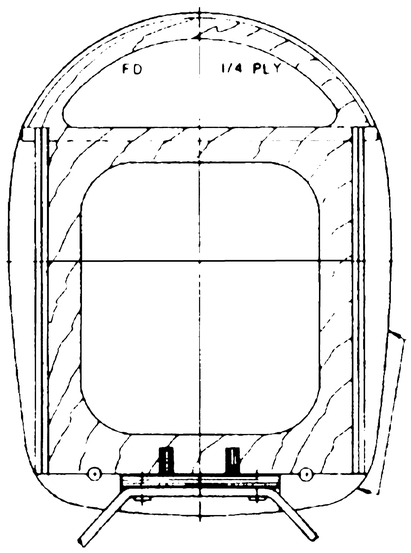

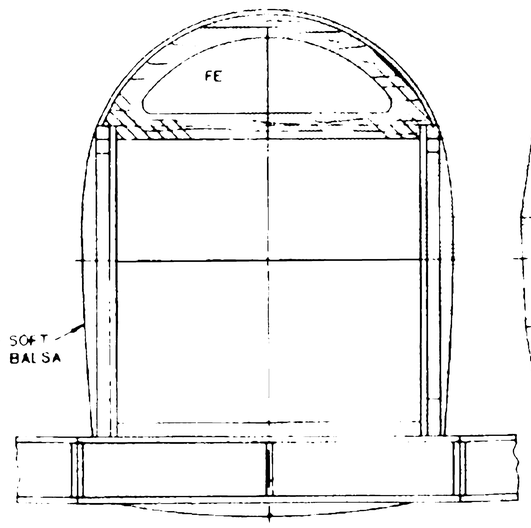

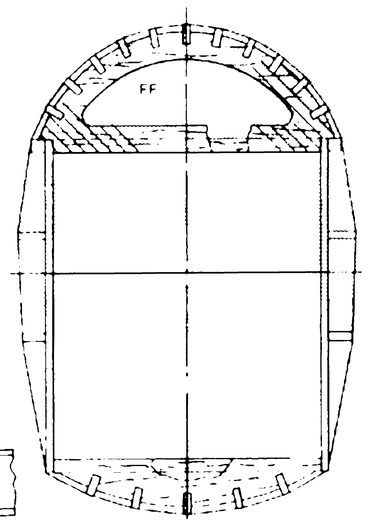

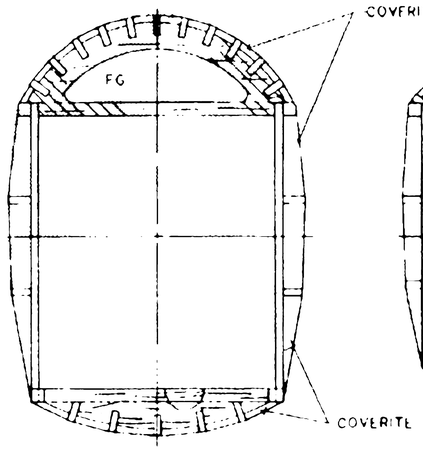

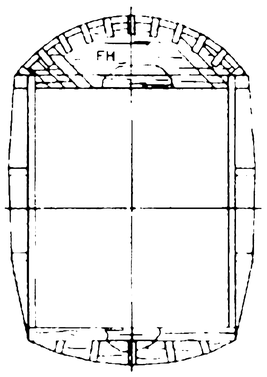

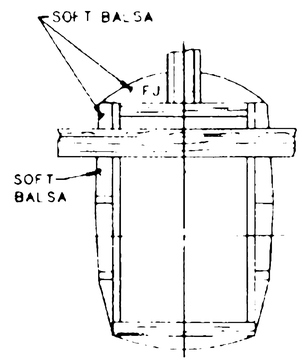

©ROM ALL COMMERCIAL RIGHTS RESERVED

GREAT LAKES BIPE

DESIGNED BY:	PLANS BY:
MARTIN FALLANOY	MARTIN FALLANOY

Sheet 3 of 3

PLAN NO. 1303 (3)