

1/8 AIRCRAFT PLY FIREWALL

FUEL TANK TRAY  
1/8 LITE PLY

RECEIVER

THROTTLE

ELEVATOR

RUDDER

MAPLE WING  
BOLT BLOCK  
THREAD 1/4 X 20

RUDDER POST 1/4 X 1/2  
TAPER AFTER INSTALLATION

SPRUCE

1/4 SQUARE  
SPRUCE LONGERONS

STRINGERS

USE FISH HOOK EYE FOR  
ELASTIC CORD RIGGING

ROUND OVER L.E.

A PLASTIC PARTS PACKAGE  
IS AVAILABLE FROM:  
ADRIAN PAGE  
R.R.# 1  
BERWICK NOVA SCOTIA  
CANADA  
BOP1E0  
(902) - 538 - 7395

GAS CAP  
USE WOOD BUTTON  
ROUNDED TO THIS SHAPE

1/8 X 3/8 PLANKING

ALL STRINGERS 1/8 X 1/4

FILLER

PAINT LINE

F 5 B

USE FISH HOOK EYE FOR  
ELASTIC CORD RIGGING

RI

1/16 SQ.  
BALSA BOTH  
SIDES

1/8 SHEET RUDDER

1/4 L.E.

JOIN PLASTIC PARTS WITH  
1" GLASS TAPE AND C.A.

USE FISH HOOK EYES  
FOR RIGGING POINTS

PLASTIC SERVO TRAY

BLACK

YELLOW

RIGGING  
POINT

E/Z HINGES

PLASTIC

WF 1

WF 2

1/32 X 3/8

GLUE TO STRINGERS

1/16 PIN STRIPE RED

SPRUCE

BATTERY

C.G.

WF 3

SHEET IN THIS AREA

WRAP WITH GLASS  
CLOTH AND C/A

VACU-FORMED  
COWL

B1

1/16 SHEET

3/16 KEEL

L. GEAR CROSS BRACE-1/16 THREAD END ROD-SOLDER TO 5/32 WHEEL COLLAR

1/32 PLY GLUE  
OVER STRINGERS

3/32 PLY

3/32 M.W.


1/8 A.C. PLY  
PANT/LEG JOINERS

1/16 PLY JOINER  
GLUE TO  
FRONT ONLY

THIN ALUMINUM

H. STAB. STRUT-1/8 X 1/4 SPRUCE

"Z" BEND



1/8 HOLE

4/40 BLIND NUT

MAKE 6 MAKE 4

4/40 BOLT

SPLIT  
INSIDE ONLY

WING SADDLE 1/4 HARD BALSA

STRUT MOUNT

1/32 X 3/16 BALSA

1/32 PLY

HOLE FOR # 2 BTN.  
HEAD SCREW

GLUE TO STRINGERS

BIND & SOLDER

4/40 BOLT

1/8 M.W. REAR  
STRUT

WASHER SOLDERED ON

YELLOW

BLACK

YELLOW

FRONT HOLE ONLY  
ON INSIDE

5/32 M.W.

5/32 M.W. MAIN STRUT

4" WHEEL


© RCM ALL COMMERCIAL RIGHTS RESERVED


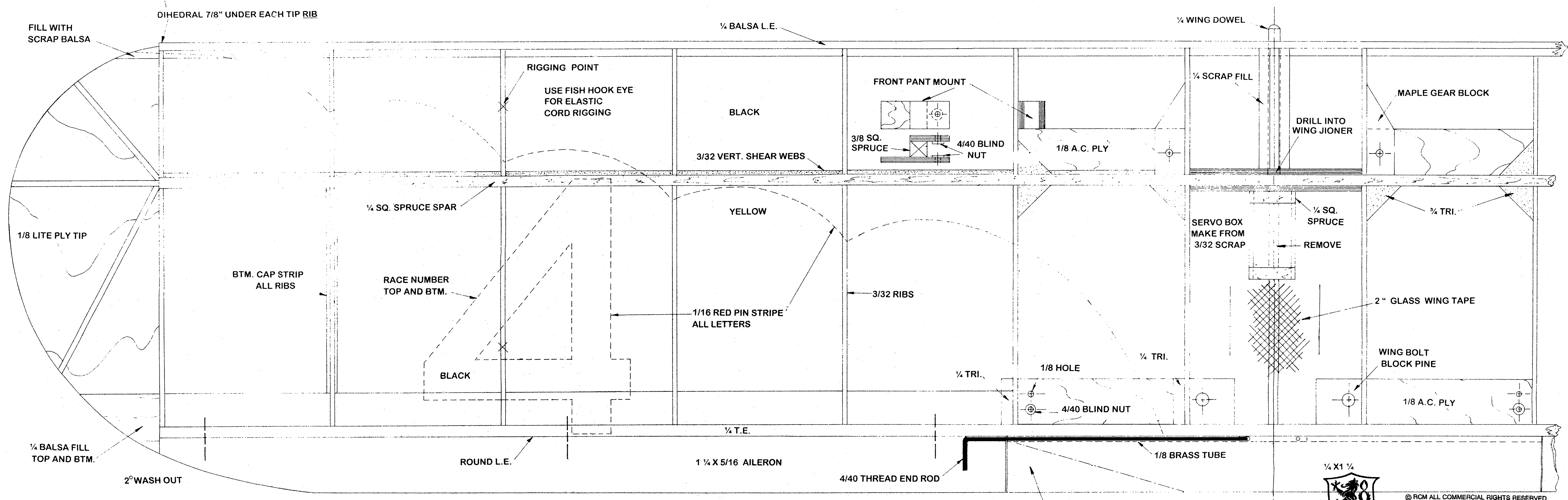
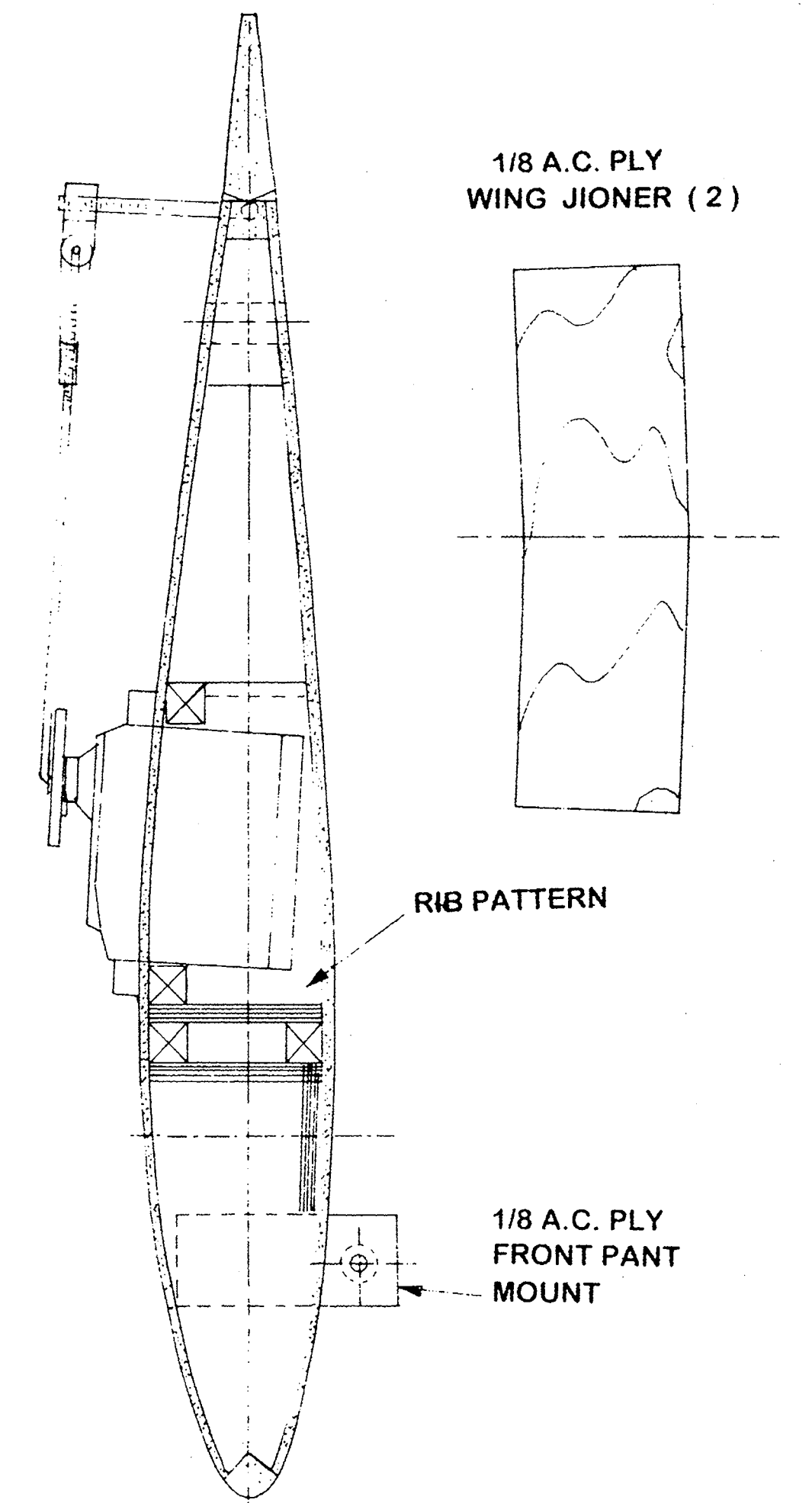
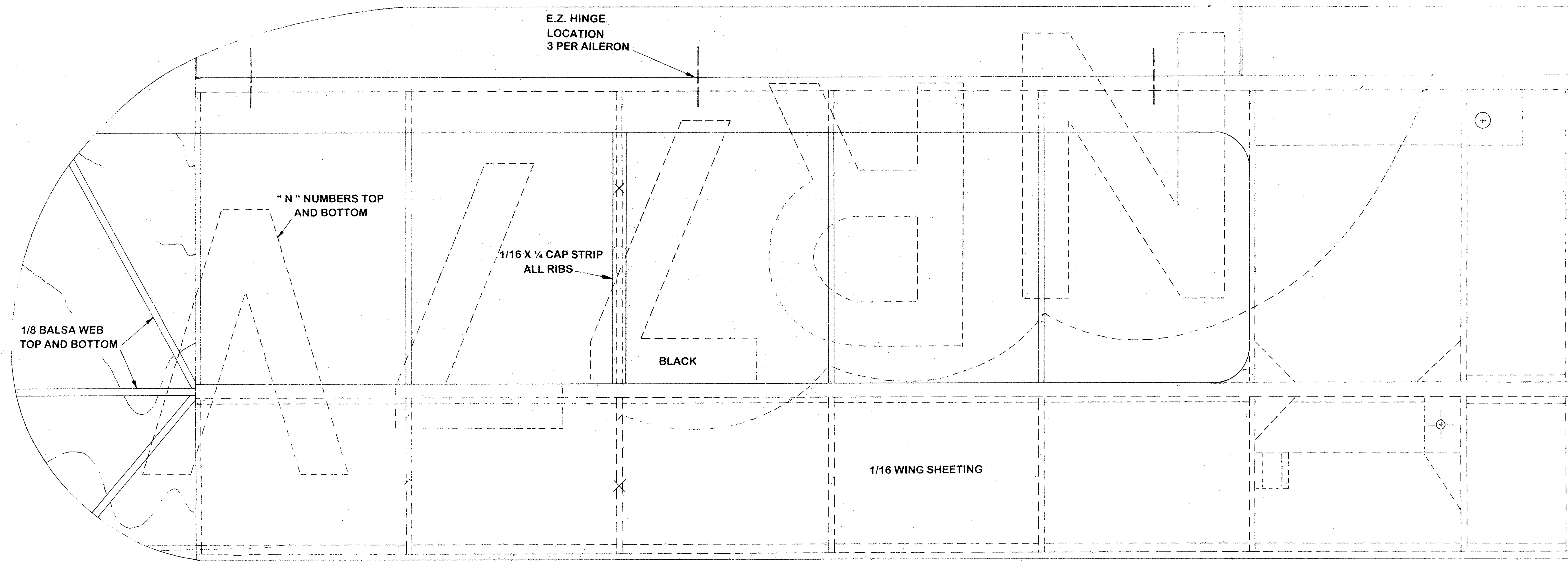
**GEE BEE "Z"**

DESIGNED AND DRAWN BY ADRIAN PAGE


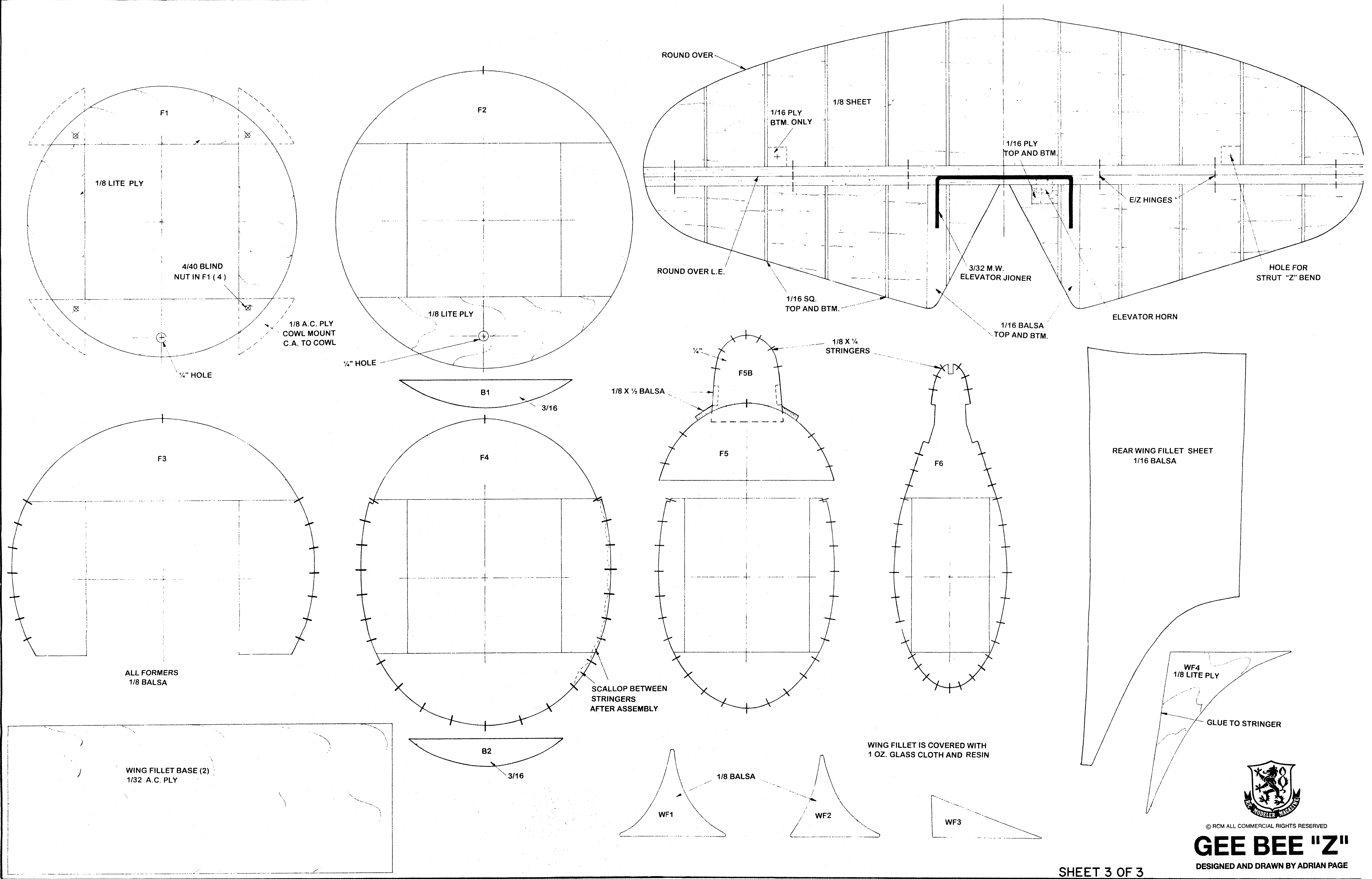
SHEET 1 OF 3

PLAN NO. 1255 C





© RCM ALL COMMERCIAL RIGHTS RESERVED  
**GEE BEE "Z"**  
 DESIGNED AND DRAWN BY ADRIAN PAGE



© RCM ALL COMMERCIAL RIGHTS RESERVED

**GEE BEE "Z"**

DESIGNED AND DRAWN BY ADRIAN PAGE

SHEET 3 OF 3

PLAN NO. 1255 C