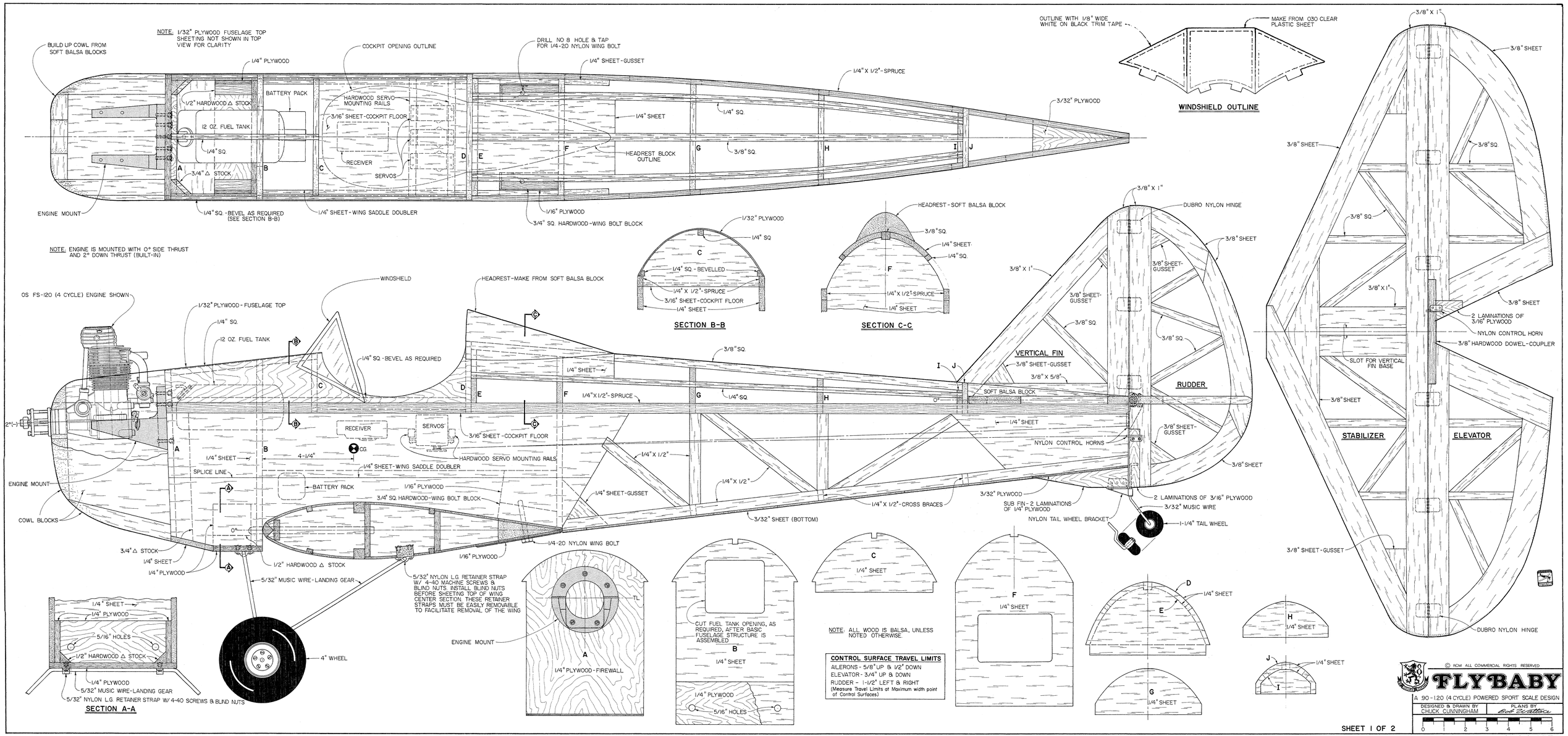
NOTE. 1/32" PLYWOOD FUSELAGE TOP SHEETING NOT SHOWN IN TOP VIEW FOR CLARITY
BUILD UP COWL FROM SOFT BALSA BLOCKS
1/4" PLYWOOD
COCKPIT OPENING OUTLINE
DRILL NO 8 HOLE & TAP FOR 1/4-20 NYLON WING BOLT
1/4" SHEET-GUSSET
1/4" X 1/2"-SPRUCE
3/32" PLYWOOD
1/2" HARDWOOD △ STOCK
BATTERY PACK
HARDWOOD SERVO MOUNTING RAILS
3/16" SHEET-COCKPIT FLOOR
12 OZ. FUEL TANK
1/4" SHEET
1/4" SQ.
1/4" SQ.
3/8" SQ.
HEADREST BLOCK OUTLINE
RECEIVER
SERVOS
3/4" △ STOCK
ENGINE MOUNT
1/4" SQ.-BEVEL AS REQUIRED (SEE SECTION B-B)
1/4" SHEET-WING SADDLE DOUBLER
1/16" PLYWOOD
3/4" SQ. HARDWOOD-WING BOLT BLOCK
NOTE. ENGINE IS MOUNTED WITH 0° SIDE THRUST AND 2° DOWN THRUST (BUILT-IN)
OUTLINE WITH 1/8" WIDE WHITE ON BLACK TRIM TAPE
MAKE FROM .030 CLEAR PLASTIC SHEET
WINDSHIELD OUTLINE
3/8" X 1"
3/8" SHEET
3/8" SQ.
2 LAMINATIONS OF 3/16" PLYWOOD
NYLON CONTROL HORN
3/8" HARDWOOD DOWEL-COUPLER
SLOT FOR VERTICAL FIN BASE
STABILIZER
ELEVATOR
DUBRO NYLON HINGE
1/32" PLYWOOD
1/4" SQ
1/4" SQ.-BEVELLED
1/4" X 1/2"-SPRUCE
3/16" SHEET-COCKPIT FLOOR
1/4" SHEET
SECTION B-B
HEADREST-SOFT BALSA BLOCK
3/8" SQ.
1/4" SHEET
1/4" SQ.
1/4" X 1/2"-SPRUCE
1/4" SHEET
SECTION C-C
OS FS-120 (4 CYCLE) ENGINE SHOWN
1/32" PLYWOOD-FUSELAGE TOP
1/4" SQ.
12 OZ. FUEL TANK
WINDSHIELD
HEADREST-MAKE FROM SOFT BALSA BLOCK
1/4" SQ.-BEVEL AS REQUIRED
3/8" SQ.
1/4" SHEET
1/4" X 1/2"-SPRUCE
1/4" SQ.
3/8" SHEET-GUSSET
3/8" SQ.
3/8" X 5/8"
SOFT BALSA BLOCK
VERTICAL FIN
RUDDER
NYLON CONTROL HORNS
2°(-)
RECEIVER
SERVOS
3/16" SHEET-COCKPIT FLOOR
CG.
4-1/4"
HARDWOOD SERVO MOUNTING RAILS
1/4" SHEET-WING SADDLE DOUBLER
SPLICE LINE
BATTERY PACK
1/16" PLYWOOD
3/4" SQ. HARDWOOD-WING BOLT BLOCK
1/4" X 1/2"
1/4" SHEET-GUSSET
1/4" X 1/2"-CROSS BRACES
3/32" SHEET (BOTTOM)
3/32" PLYWOOD
SUB FIN-2 LAMINATIONS OF 1/4" PLYWOOD
2 LAMINATIONS OF 3/16" PLYWOOD
3/32" MUSIC WIRE
NYLON TAIL WHEEL BRACKET
1-1/4" TAIL WHEEL
3/8" SHEET-GUSSET
ENGINE MOUNT
COWL BLOCKS
3/4" △ STOCK
1/4" SHEET
1/4" PLYWOOD
1/2" HARDWOOD △ STOCK
5/32" MUSIC WIRE-LANDING GEAR
5/32" NYLON L.G. RETAINER STRAP W/ 4-40 MACHINE SCREWS & BLIND NUTS. INSTALL BLIND NUTS BEFORE SHEETING TOP OF WING CENTER SECTION. THESE RETAINER STRAPS MUST BE EASILY REMOVABLE TO FACILITATE REMOVAL OF THE WING
1/4-20 NYLON WING BOLT
1/16" PLYWOOD
4" WHEEL
1/4" SHEET
1/4" PLYWOOD
5/16" HOLES
1/2" HARDWOOD △ STOCK
1/4" PLYWOOD
5/32" MUSIC WIRE-LANDING GEAR
5/32" NYLON L.G. RETAINER STRAP W/ 4-40 SCREWS & BLIND NUTS
SECTION A-A
ENGINE MOUNT
TL
1/4" PLYWOOD-FIREWALL
CUT FUEL TANK OPENING, AS REQUIRED, AFTER BASIC FUSELAGE STRUCTURE IS ASSEMBLED
1/4" SHEET
1/4" PLYWOOD
5/16" HOLES
1/4" SHEET
NOTE. ALL WOOD IS BALSA, UNLESS NOTED OTHERWISE.
CONTROL SURFACE TRAVEL LIMITS
AILERONS - 5/8" UP & 1/2" DOWN
ELEVATOR - 3/4" UP & DOWN
RUDDER - 1-1/2" LEFT & RIGHT
(Measure Travel Limits at Maximum width point of Control Surfaces)
1/4" SHEET
1/4" SHEET
1/4" SHEET
1/4" SHEET
1/4" SHEET
© RCM ALL COMMERCIAL RIGHTS RESERVED
FLYBABY
A 90-120 (4 CYCLE) POWERED SPORT SCALE DESIGN
DESIGNED & DRAWN BY CHUCK CUNNINGHAM
PLANS BY Bob Bartlett
0 1 2 3 4 5 6
SHEET 1 OF 2
PLAN NO. 957

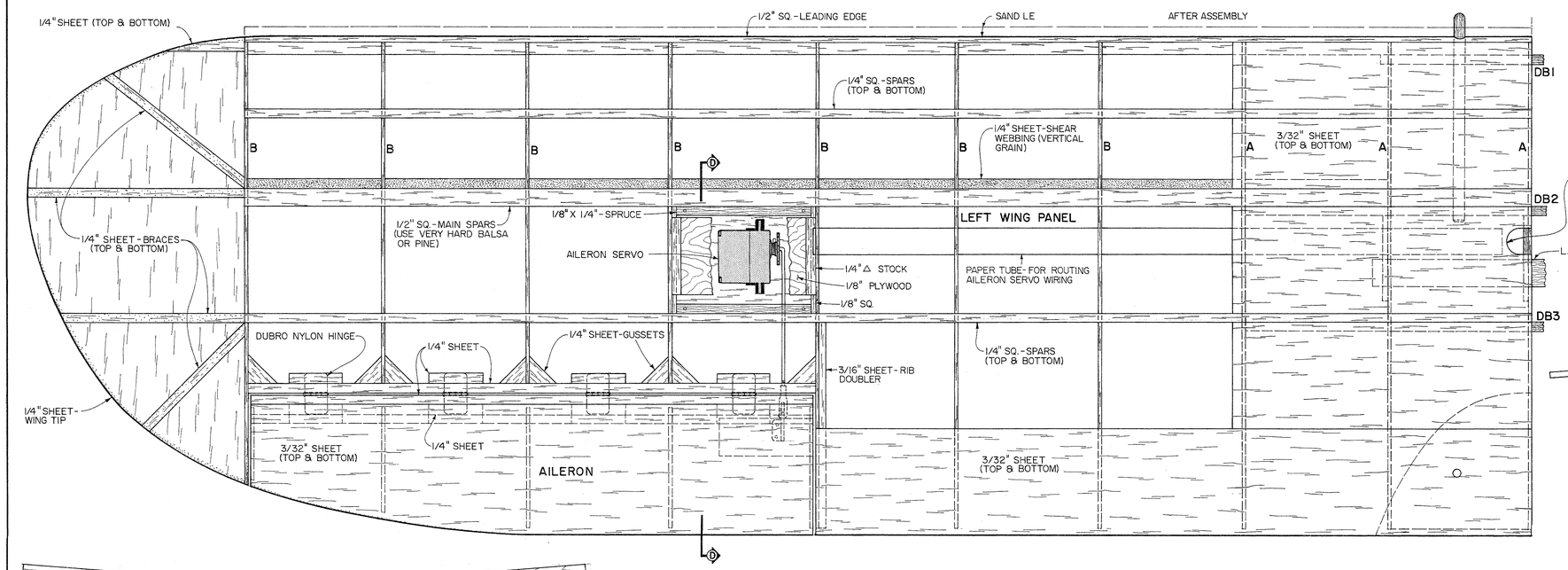

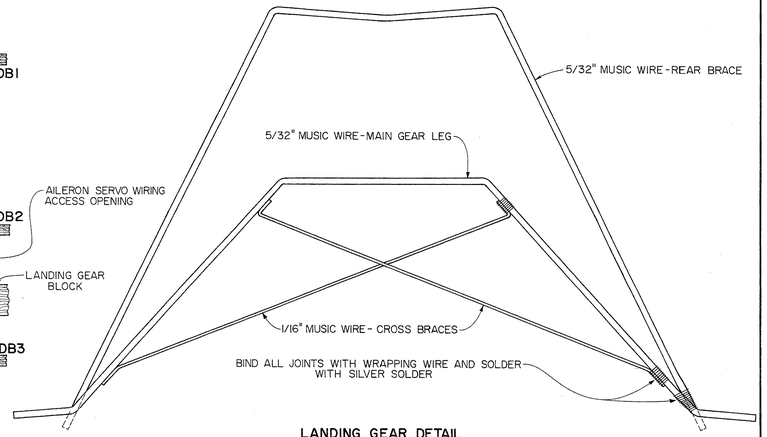

LANDING GEAR DETAIL

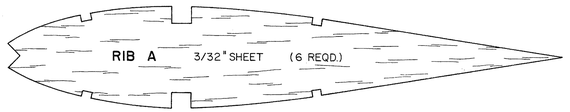

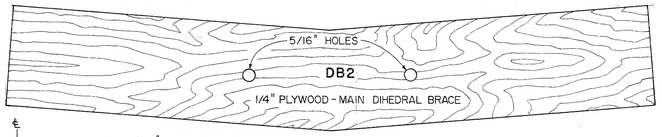

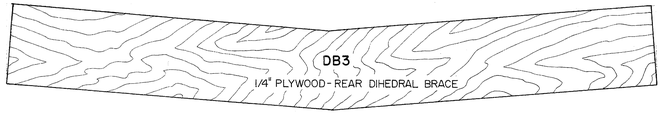

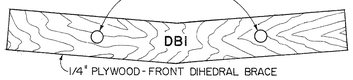

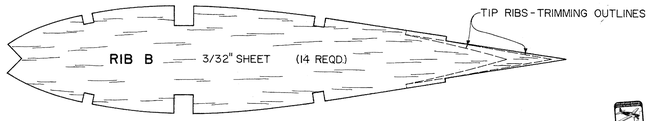

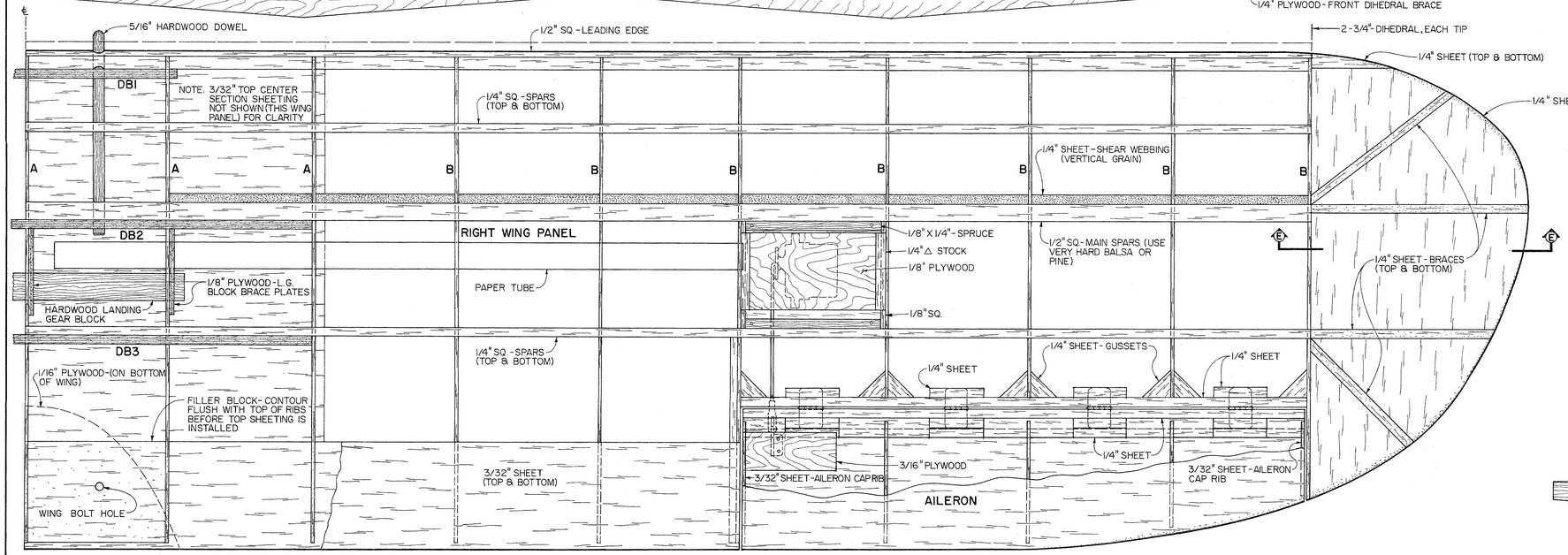

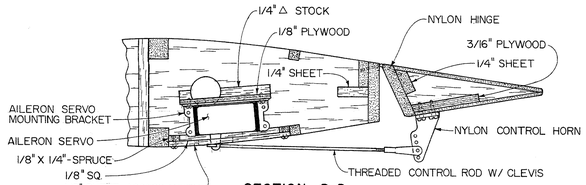

SECTION D-D

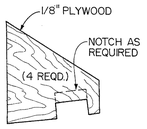

LANDING GEAR BLOCK BRACE PLATE

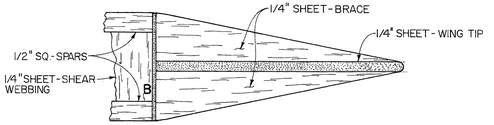

SECTION E-E

LANDING GEAR BLOCK

© RCM ALL COMMERCIAL RIGHTS RESERVED

FLYBABY

A 90-120 (4 CYCLE) POWERED SPORT SCALE DESIGN

DESIGNED & DRAWN BY CHUCK CUNNINGHAM

PLANS BY Bob Wallace

0 1 2 3 4 5 6

SHEET 2 OF 2

PLAN NO. 957