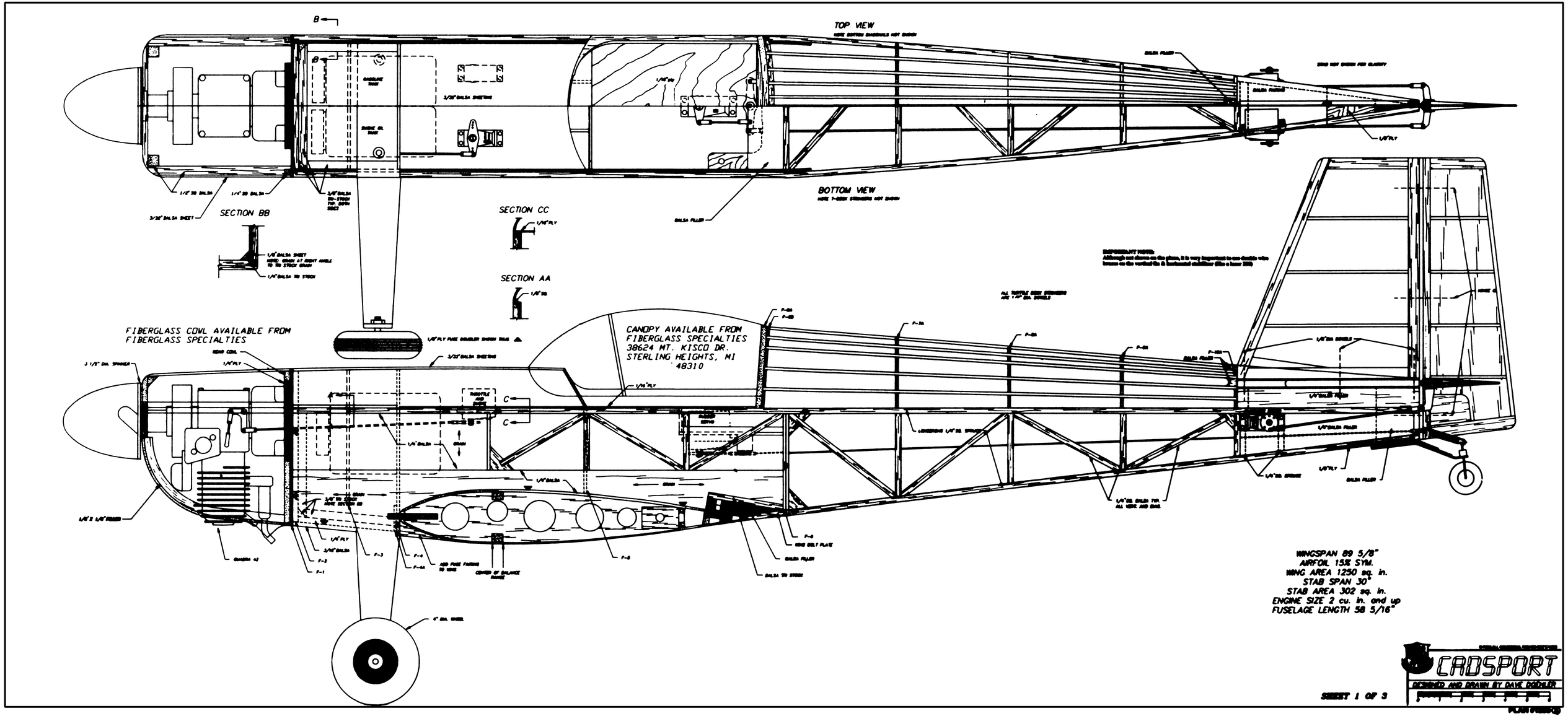
TOP VIEW
BOTTOM VIEW
SECTION BB
SECTION CC
SECTION AA
FIBERGLASS COWL AVAILABLE FROM
FIBERGLASS SPECIALTIES
CANOPY AVAILABLE FROM
FIBERGLASS SPECIALTIES
38624 MT. KISCO DR.
STERLING HEIGHTS, MI
48310
WINGSPAN 89 5/8"
AIRFOIL 15% SYM.
WING AREA 1250 sq. in.
STAB SPAN 30"
STAB AREA 302 sq. in.
ENGINE SIZE 2 cu. in. and up
FUSELAGE LENGTH 58 5/16"
CADSPORT
DESIGNED AND DRAWN BY DAVE BODDLER
SHEET 1 OF 3

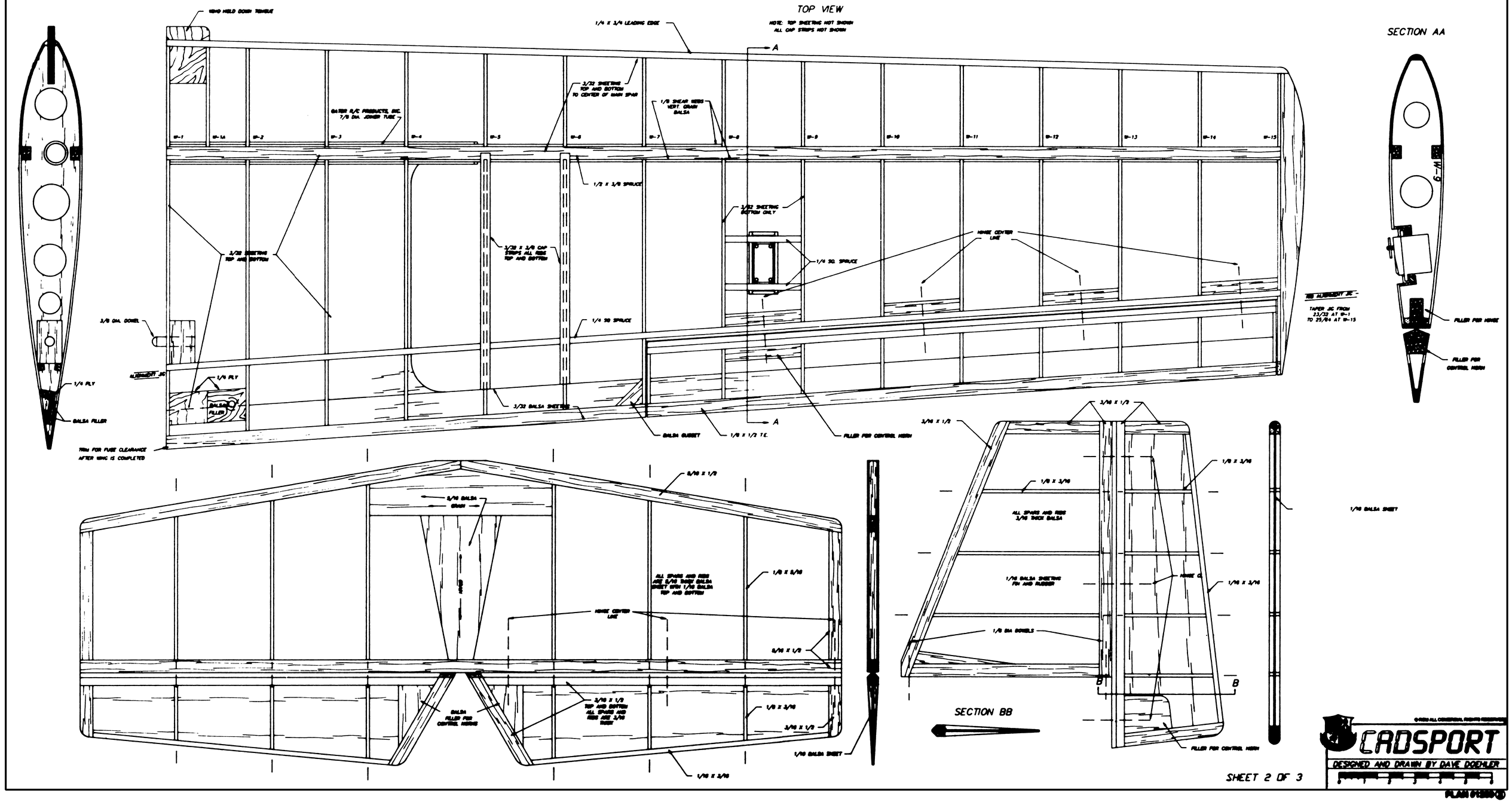
TOP VIEW
NOTE: TOP SHEETING NOT SHOWN
ALL CAP STRIPS NOT SHOWN
WING HOLD DOWN TONGUE
1/4 X 3/4 LEADING EDGE
A
3/32 SHEETING TOP AND BOTTOM TO CENTER OF MAIN SPAR
1/8 SHEAR WEBS VERT GRAIN BALSA
GATES R/C PRODUCTS, INC. 7/8 DIA. JOINER TUBE
W-1
W-1A
W-2
W-3
W-4
W-5
W-6
W-7
W-8
W-9
W-10
W-11
W-12
W-13
W-14
W-15
1/2 X 3/8 SPRUCE
3/32 SHEETING BOTTOM ONLY
3/32 SHEETING TOP AND BOTTOM
3/32 X 3/8 CAP STRIPS ALL RIBS TOP AND BOTTOM
HINGE CENTER LINE
1/4 SQ. SPRUCE
1/4 SQ SPRUCE
3/8 DIA. DOWEL
ALIGNMENT JIG
1/8 PLY
BALSA FILLER
3/32 BALSA SHEETING
BALSA GUSSET
1/8 X 1/2 T.E.
FILLER FOR CONTROL HORN
TRIM FOR FUSE CLEARANCE AFTER WING IS COMPLETED
1/4 PLY
BALSA FILLER
ALIGNMENT JIG
TAPER JIG FROM 21/32 AT W-1 TO 25/64 AT W-15
SECTION AA
W-9
FILLER FOR HINGE
FILLER FOR CONTROL HORN
5/16 X 1/2
5/16 BALSA GRAIN
ALL SPARS AND RIBS ARE 5/16 THICK BALSA SHEET WITH 1/16 BALSA TOP AND BOTTOM
1/8 X 5/16
HINGE CENTER LINE
5/16 X 1/2
BALSA FILLER FOR CONTROL HORNS
3/16 X 1/2 TOP AND BOTTOM ALL SPARS AND RIBS ARE 3/16 THICK
1/8 X 3/16
3/16 X 1/2
1/16 X 3/16
1/16 BALSA SHEET
3/16 X 1/2
3/16 X 1/2
1/8 X 3/16
1/8 X 3/16
ALL SPARS AND RIBS 3/16 THICK BALSA
1/16 BALSA SHEETING TOP AND BOTTOM
HINGE CL
1/16 X 3/16
1/8 DIA DOWELS
B
B
SECTION BB
FILLER FOR CONTROL HORN
1/16 BALSA SHEET
CADSPORT
DESIGNED AND DRAWN BY DAVE DOEHLER
SHEET 2 OF 3

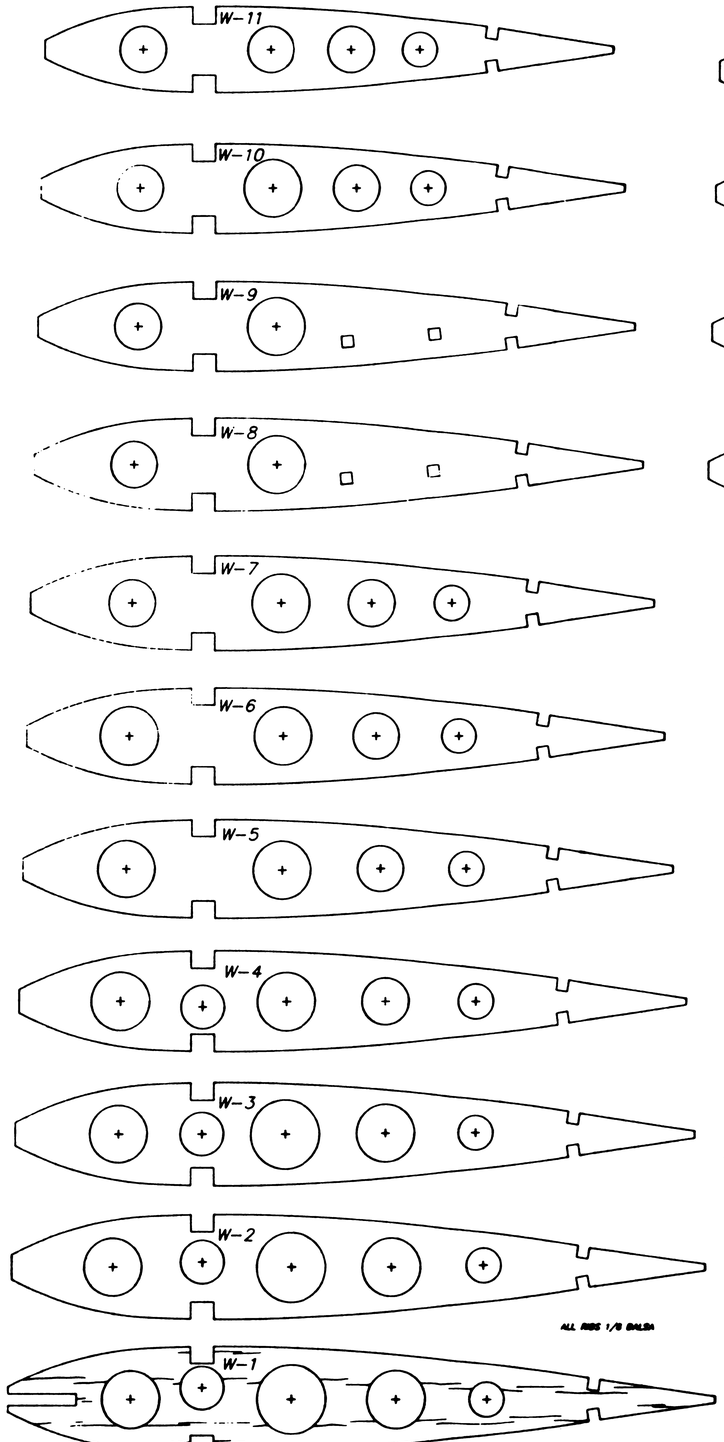

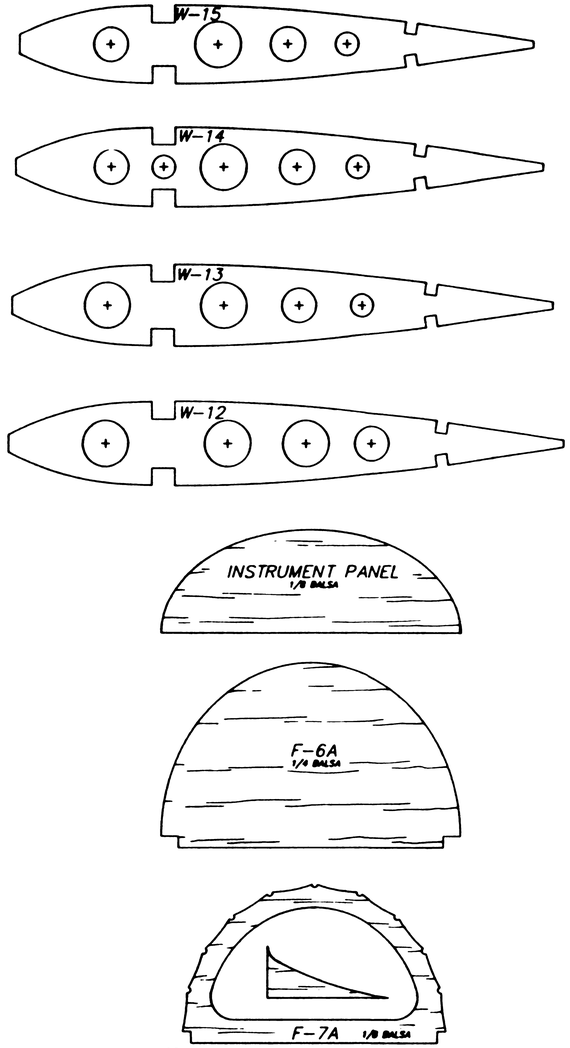

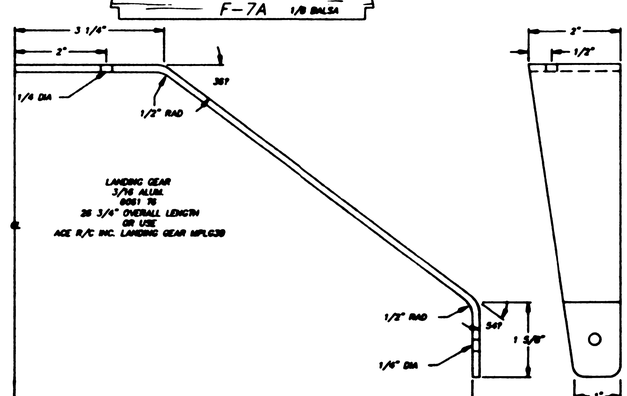

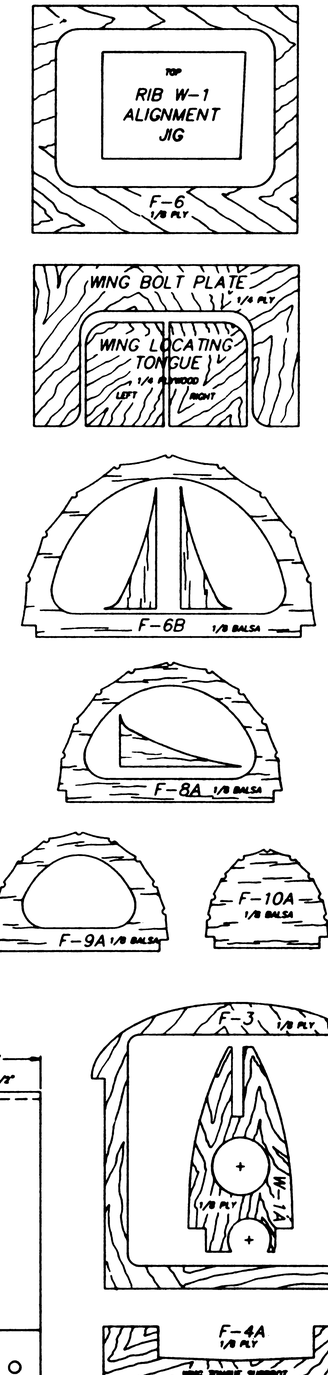



SHEET 3 OF 3

CADSPORT

DESIGNED AND DRAWN BY DAVE DOEHLER

0 1 2 3 4 5 6

PLAN #1289