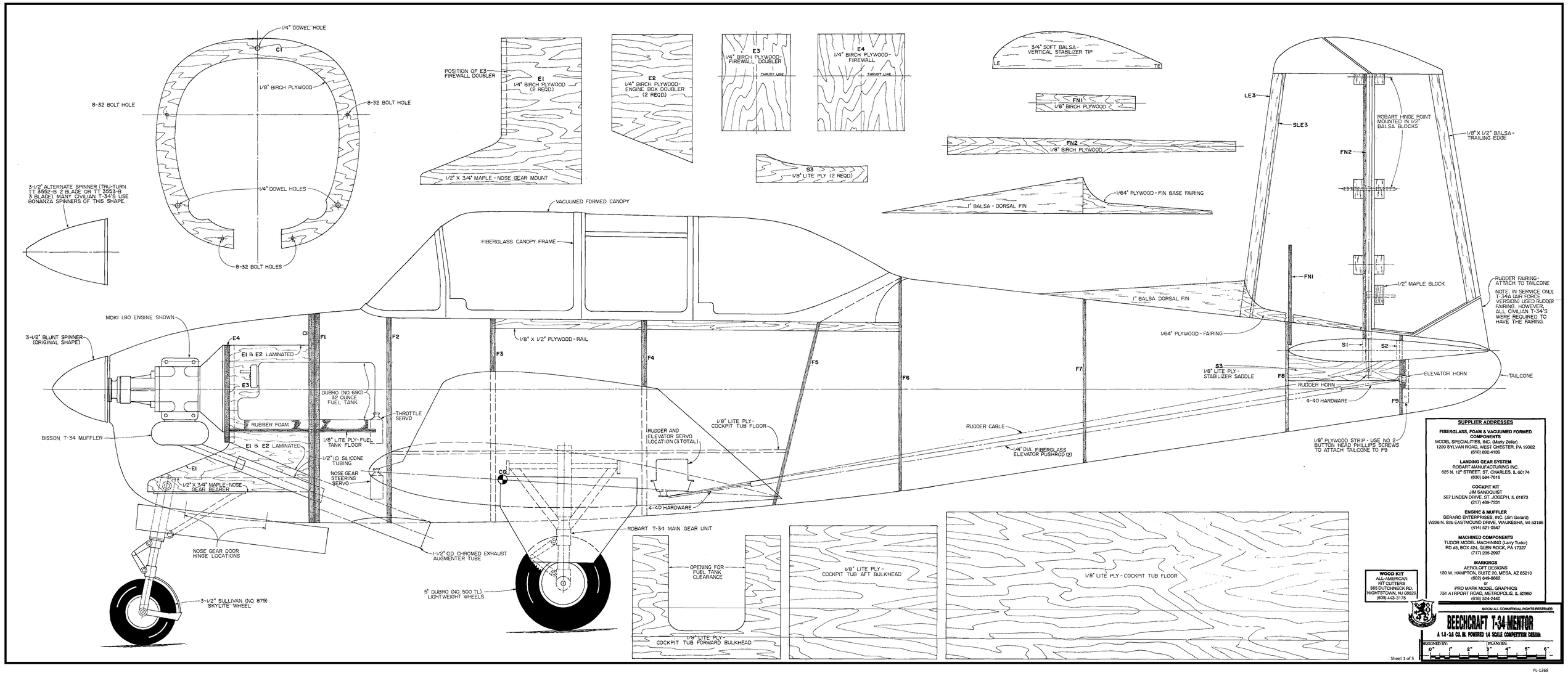
1/4" DOWEL HOLE
C1
1/8" BIRCH PLYWOOD
8-32 BOLT HOLE
8-32 BOLT HOLE
1/4" DOWEL HOLES
8-32 BOLT HOLES
3-1/2" ALTERNATE SPINNER (TRU-TURN TT 3552-B 2 BLADE OR TT 3553-B 3 BLADE) MANY CIVILIAN T-34'S USE BONANZA SPINNERS OF THIS SHAPE.
POSITION OF E3 FIREWALL DOUBLER
E1
1/4" BIRCH PLYWOOD (2 REQD)
1/2" X 3/4" MAPLE - NOSE GEAR MOUNT
E2
1/4" BIRCH PLYWOOD - ENGINE BOX DOUBLER (2 REQD)
E3
1/4" BIRCH PLYWOOD - FIREWALL DOUBLER
THRUST LINE
E4
1/4" BIRCH PLYWOOD - FIREWALL
THRUST LINE
S3
1/8" LITE PLY (2 REQD)
3/4" SOFT BALSA - VERTICAL STABILIZER TIP
LE
TE
FN1
1/8" BIRCH PLYWOOD
FN2
1/8" BIRCH PLYWOOD
1" BALSA - DORSAL FIN
1/64" PLYWOOD - FIN BASE FAIRING
LE3
SLE3
ROBART HINGE POINT MOUNTED IN 1/2" BALSA BLOCKS
1/8" X 1/2" BALSA - TRAILING EDGE
FN2
FN1
1/2" MAPLE BLOCK
RUDDER FAIRING - ATTACH TO TAILCONE
NOTE: IN SERVICE ONLY T-34A (AIR FORCE VERSION) USED RUDDER FAIRING. HOWEVER, ALL CIVILIAN T-34'S WERE REQUIRED TO HAVE THE FAIRING.
VACUUMED FORMED CANOPY
FIBERGLASS CANOPY FRAME
1" BALSA DORSAL FIN
1/64" PLYWOOD - FAIRING
MOKI 180 ENGINE SHOWN
3-1/2" BLUNT SPINNER (ORIGINAL SHAPE)
E4
C1
F1
F2
F3
F4
F5
F6
F7
F8
F9
S1
S2
E1 & E2 LAMINATED
E3
1/8" X 1/2" PLYWOOD - RAIL
DUBRO (NO. 690) 32 OUNCE FUEL TANK
THROTTLE SERVO
RUBBER FOAM
1/8" LITE PLY - FUEL TANK FLOOR
E1 & E2 LAMINATED
1/2" I.D. SILICONE TUBING
NOSE GEAR STEERING SERVO
E1
1/2" X 3/4" MAPLE - NOSE GEAR BEARER
BISSON T-34 MUFFLER
RUDDER AND ELEVATOR SERVO LOCATION (5 TOTAL)
1/8" LITE PLY - COCKPIT TUB FLOOR
CG
4-40 HARDWARE
RUDDER CABLE
1/4" DIA. FIBERGLASS ELEVATOR PUSHROD (2)
S3
1/8" LITE PLY - STABILIZER SADDLE
RUDDER HORN
4-40 HARDWARE
ELEVATOR HORN
TAILCONE
1/8" PLYWOOD STRIP - USE NO. 2 BUTTON HEAD PHILLIPS SCREWS TO ATTACH TAILCONE TO F9
NOSE GEAR DOOR HINGE LOCATIONS
1-1/2" O.D. CHROMED EXHAUST AUGMENTER TUBE
ROBART T-34 MAIN GEAR UNIT
5" DUBRO (NO. 500 TL) LIGHTWEIGHT WHEELS
3-1/2" SULLIVAN (NO 879) SKYLITE WHEEL
OPENING FOR FUEL TANK CLEARANCE
1/8" LITE PLY - COCKPIT TUB FORWARD BULKHEAD
1/8" LITE PLY - COCKPIT TUB AFT BULKHEAD
1/8" LITE PLY - COCKPIT TUB FLOOR
SUPPLIER ADDRESSES
FIBERGLASS, FOAM & VACUUMED FORMED COMPONENTS
MODEL SPECIALITIES, INC. (Marty Zeller)
1220 SYLVAN ROAD, WEST CHESTER, PA 19382
(610) 692-4139
LANDING GEAR SYSTEM
ROBART MANUFACTURING INC.
625 N. 12th STREET, ST. CHARLES, IL 60174
(630) 584-7616
COCKPIT KIT
JIM SANDQUIST
507 LINDEN DRIVE, ST. JOSEPH, IL 61873
(217) 469-7231
ENGINE & MUFFLER
GERARD ENTERPRISES, INC. (Jim Gerard)
W226 N. 825 EASTMOUND DRIVE, WAUKESHA, WI 53186
(414) 521-0547
MACHINED COMPONENTS
TUDOR MODEL MACHINING (Larry Tudor)
RD #3, BOX 424, GLEN ROCK, PA 17327
(717) 235-2997
MARKINGS
AEROLOFT DESIGNS
130 W. HAMPTON, SUITE 20, MESA, AZ 85210
(602) 649-8662
or
PRO MARK MODEL GRAPHICS
751 A IRPORT ROAD, METROPOLIS, IL 62960
(618) 524-2440
WOOD KIT
ALL-AMERICAN KIT CUTTERS
365 DUTCHNECK RD.
NIGHTSTOWN, NJ 08520
(609) 443-3175
© RCM ALL COMMERCIAL RIGHTS RESERVED
BEECHCRAFT T-34 MENTOR
A 1.2-3.6 CU. IN. POWERED 1/4 SCALE COMPETITION DESIGN
DESIGNED BY:
PLANS BY:
0" 1" 2" 3" 4" 5" 6"
Sheet 1 of 5

PL-1268

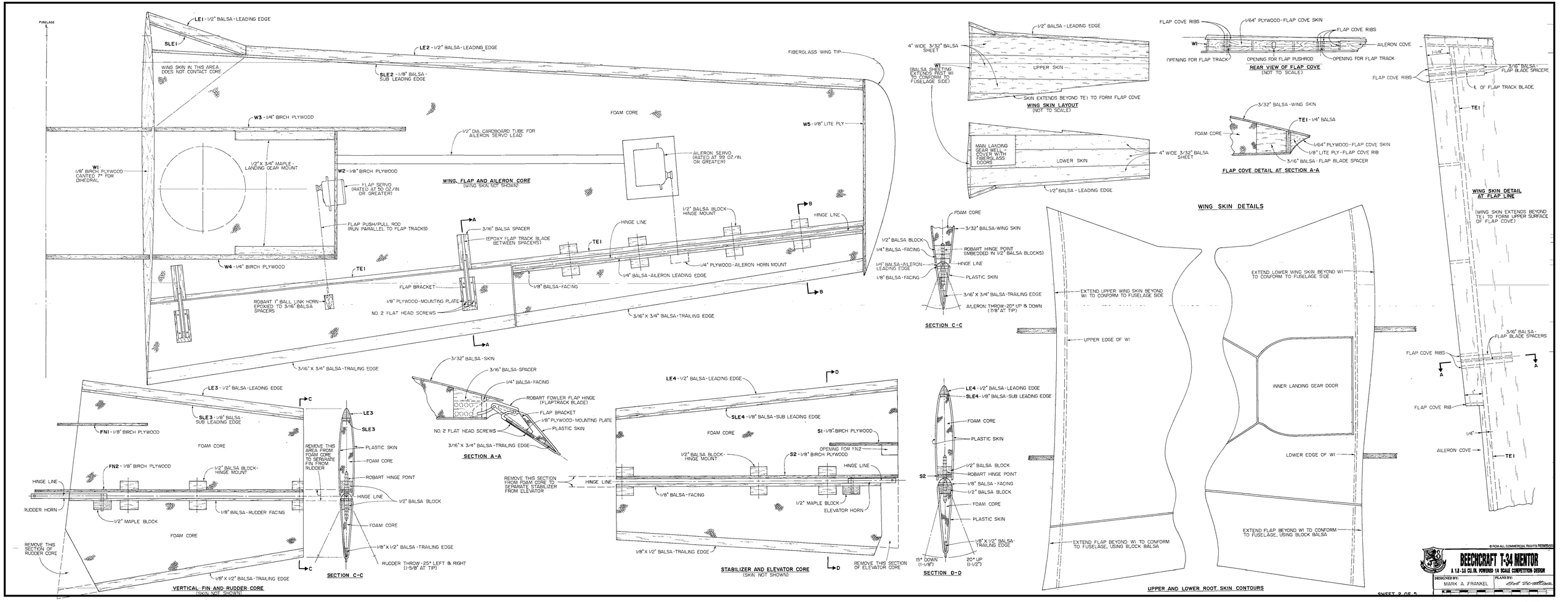
FUSELAGE ℄
LE1 - 1/2" BALSA - LEADING EDGE
SLE1
LE2 - 1/2" BALSA - LEADING EDGE
WING SKIN IN THIS AREA DOES NOT CONTACT CORE
SLE2 - 1/8" BALSA - SUB LEADING EDGE
FIBERGLASS WING TIP
FOAM CORE
W3 - 1/4" BIRCH PLYWOOD
W5 - 1/8" LITE PLY
1/2" DIA. CARDBOARD TUBE FOR AILERON SERVO LEAD
AILERON SERVO (RATED AT 99 OZ./IN. OR GREATER)
W1 1/8" BIRCH PLYWOOD CANTED 7° FOR DIHEDRAL
1/2" X 3/4" MAPLE - LANDING GEAR MOUNT
W2 - 1/8" BIRCH PLYWOOD
FLAP SERVO (RATED AT 50 OZ./IN OR GREATER)
WING, FLAP AND AILERON CORE
(WING SKIN NOT SHOWN)
1/2" BALSA BLOCK HINGE MOUNT
HINGE LINE
FLAP PUSH/PULL ROD (RUN PARALLEL TO FLAP TRACKS)
3/16" BALSA SPACER
(EPOXY FLAP TRACK BLADE BETWEEN SPACERS)
TE1
W4 - 1/4" BIRCH PLYWOOD
1/4" PLYWOOD - AILERON HORN MOUNT
1/4" BALSA - AILERON LEADING EDGE
FLAP BRACKET
1/8" BALSA - FACING
ROBART 1" BALL LINK HORN EPOXIED TO 3/16" BALSA SPACERS
1/8" PLYWOOD - MOUNTING PLATE
NO. 2 FLAT HEAD SCREWS
3/16" X 3/4" BALSA - TRAILING EDGE
A
B
1/2" BALSA - LEADING EDGE
4" WIDE 3/32" BALSA SHEET
W1 (BALSA SHEETING EXTENDS PAST W1 TO CONFORM TO FUSELAGE SIDE)
UPPER SKIN
SKIN EXTENDS BEYOND TE1 TO FORM FLAP COVE
WING SKIN LAYOUT
(NOT TO SCALE)
MAIN LANDING GEAR WELL - COVER WITH FIBERGLASS DOORS
LOWER SKIN
4" WIDE 3/32" BALSA SHEET
1/2" BALSA - LEADING EDGE
FLAP COVE RIBS
1/64" PLYWOOD - FLAP COVE SKIN
FLAP COVE RIBS
W1
AILERON COVE
OPENING FOR FLAP TRACK
OPENING FOR FLAP PUSHROD
OPENING FOR FLAP TRACK
REAR VIEW OF FLAP COVE
(NOT TO SCALE)
3/32" BALSA - WING SKIN
TE1 - 1/4" BALSA
FOAM CORE
1/64" PLYWOOD - FLAP COVE SKIN
1/8" LITE PLY - FLAP COVE RIB
3/16" BALSA - FLAP BLADE SPACER
FLAP COVE DETAIL AT SECTION A-A
1-1/4"
3/16" BALSA - FLAP BLADE SPACERS
FLAP COVE RIBS
℄ OF FLAP TRACK BLADE
TE1
WING SKIN DETAIL AT FLAP LINE
(WING SKIN EXTENDS BEYOND TE1 TO FORM UPPER SURFACE OF FLAP COVE)
FOAM CORE
3/32" BALSA - WING SKIN
1/2" BALSA BLOCK
1/4" BALSA - FACING
ROBART HINGE POINT (IMBEDDED IN 1/2" BALSA BLOCKS)
1/4" BALSA - AILERON LEADING EDGE
HINGE LINE
1/8" BALSA - FACING
PLASTIC SKIN
3/16" X 3/4" BALSA - TRAILING EDGE
AILERON THROW - 20° UP & DOWN (7/8" AT TIP)
SECTION C-C
WING SKIN DETAILS
EXTEND UPPER WING SKIN BEYOND W1 TO CONFORM TO FUSELAGE SIDE
UPPER EDGE OF W1
EXTEND FLAP BEYOND W1 TO CONFORM TO FUSELAGE, USING BLOCK BALSA
EXTEND LOWER WING SKIN BEYOND W1 TO CONFORM TO FUSELAGE SIDE
INNER LANDING GEAR DOOR
LOWER EDGE OF W1
EXTEND FLAP BEYOND W1 TO CONFORM TO FUSELAGE, USING BLOCK BALSA
UPPER AND LOWER ROOT SKIN CONTOURS
LE3 - 1/2" BALSA - LEADING EDGE
SLE3 - 1/8" BALSA - SUB LEADING EDGE
FN1 - 1/8" BIRCH PLYWOOD
FOAM CORE
FN2 - 1/8" BIRCH PLYWOOD
1/2" BALSA BLOCK - HINGE MOUNT
HINGE LINE
RUDDER HORN
1/8" BALSA - RUDDER FACING
1/2" MAPLE BLOCK
FOAM CORE
REMOVE THIS SECTION OF RUDDER CORE
1/8" X 1/2" BALSA - TRAILING EDGE
VERTICAL FIN AND RUDDER CORE
(SKIN NOT SHOWN)
REMOVE THIS AREA FROM FOAM CORE TO SEPARATE FIN FROM RUDDER
LE3
SLE3
PLASTIC SKIN
FOAM CORE
ROBART HINGE POINT
HINGE LINE
1/2" BALSA BLOCK
FOAM CORE
1/8" X 1/2" BALSA - TRAILING EDGE
RUDDER THROW - 25° LEFT & RIGHT (1-3/8" AT TIP)
SECTION C-C
3/32" BALSA - SKIN
3/16" BALSA - SPACER
1/4" BALSA - FACING
ROBART FOWLER FLAP HINGE (FLAPTRACK BLADE)
FLAP BRACKET
1/8" PLYWOOD - MOUNTING PLATE
PLASTIC SKIN
NO. 2 FLAT HEAD SCREWS
3/16" X 3/4" BALSA - TRAILING EDGE
SECTION A-A
LE4 - 1/2" BALSA - LEADING EDGE
SLE4 - 1/8" BALSA - SUB LEADING EDGE
FOAM CORE
S1 - 1/8" BIRCH PLYWOOD
OPENING FOR FN2
1/2" BALSA BLOCK - HINGE MOUNT
S2 - 1/8" BIRCH PLYWOOD
HINGE LINE
REMOVE THIS SECTION FROM FOAM CORE TO SEPARATE STABILIZER FROM ELEVATOR
HINGE LINE
1/8" BALSA - FACING
1/2" MAPLE BLOCK
ELEVATOR HORN
1/8" X 1/2" BALSA - TRAILING EDGE
REMOVE THIS SECTION OF ELEVATOR CORE
STABILIZER AND ELEVATOR CORE
(SKIN NOT SHOWN)
LE4 - 1/2" BALSA - LEADING EDGE
SLE4 - 1/8" BALSA - SUB LEADING EDGE
FOAM CORE
PLASTIC SKIN
S2
1/2" BALSA BLOCK
ROBART HINGE POINT
1/8" BALSA - FACING
1/2" BALSA BLOCK
FOAM CORE
PLASTIC SKIN
1/8" X 1/2" BALSA - TRAILING EDGE
15° DOWN (1-1/8")
20° UP (1-1/2")
SECTION D-D
© ROM ALL COMMERCIAL RIGHTS RESERVED
BEECHCRAFT T-34 MENTOR
A 1.8-.15 CU.IN. POWERED 1/4 SCALE COMPETITION DESIGN
DESIGNED BY: MARK A. FRANKEL
PLANS BY: Art Walton
SHEET 2 OF 5
PL-1268

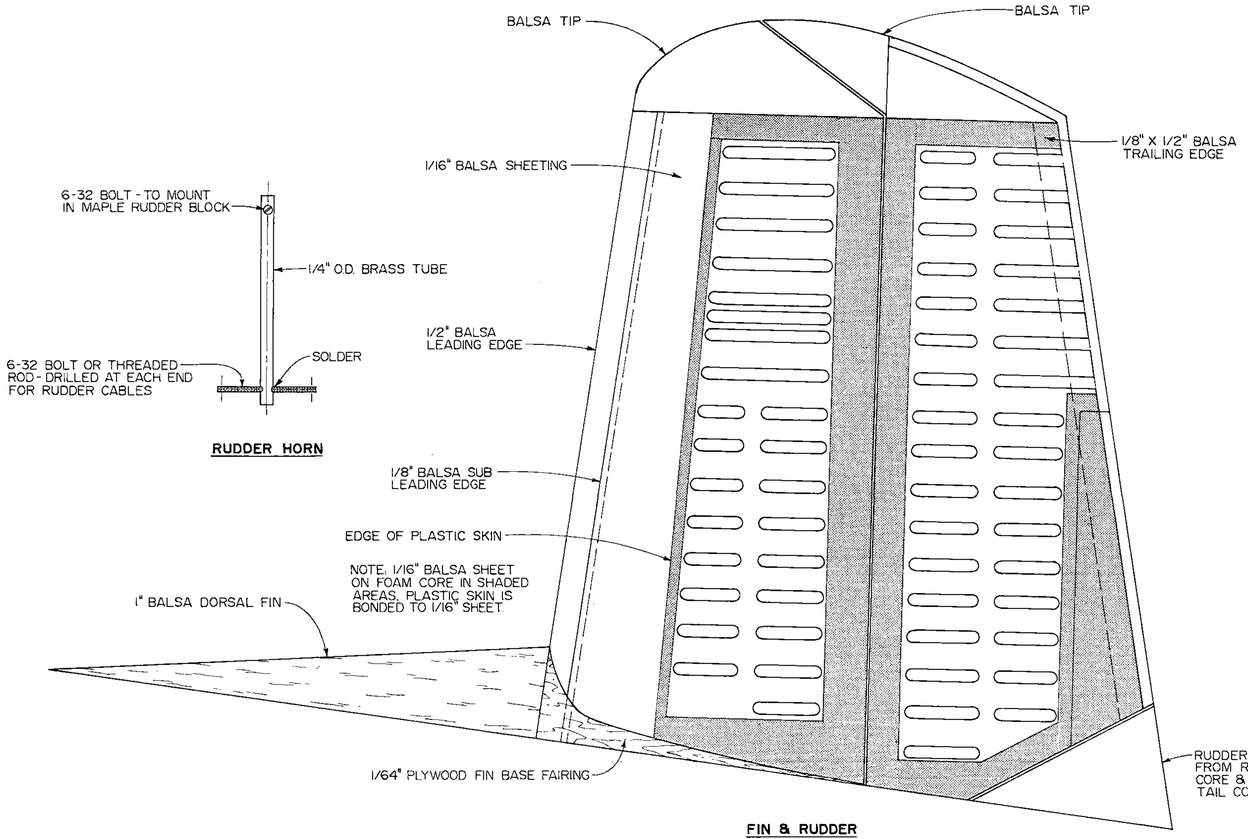

FIN & RUDDER

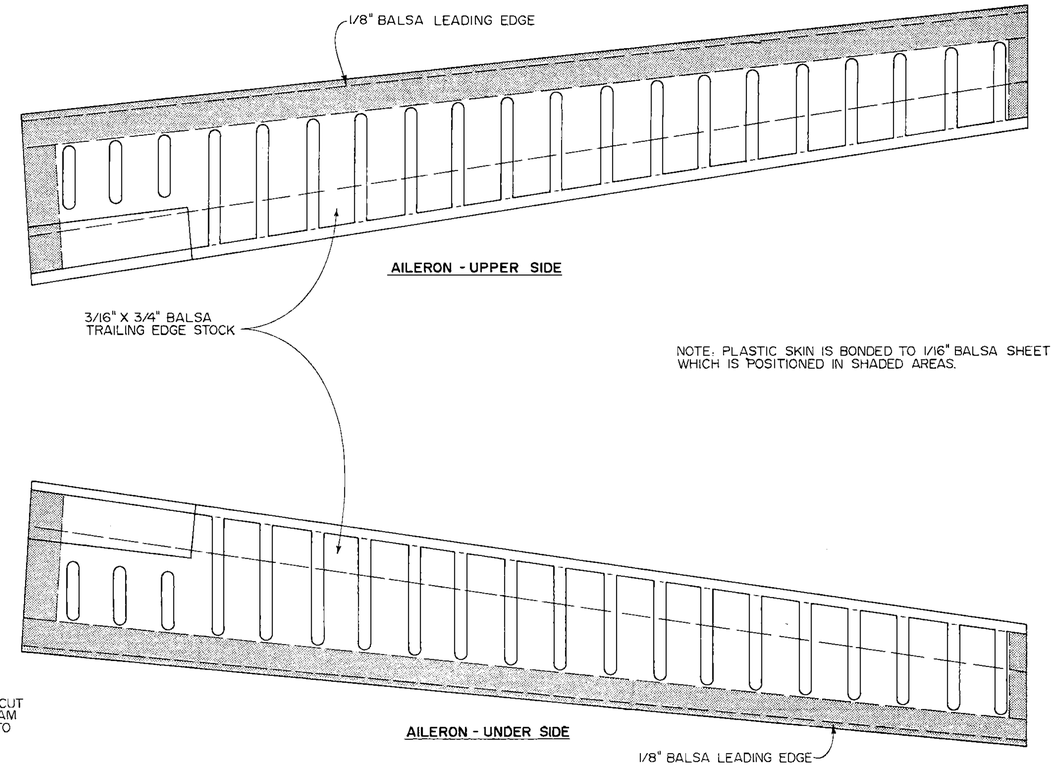

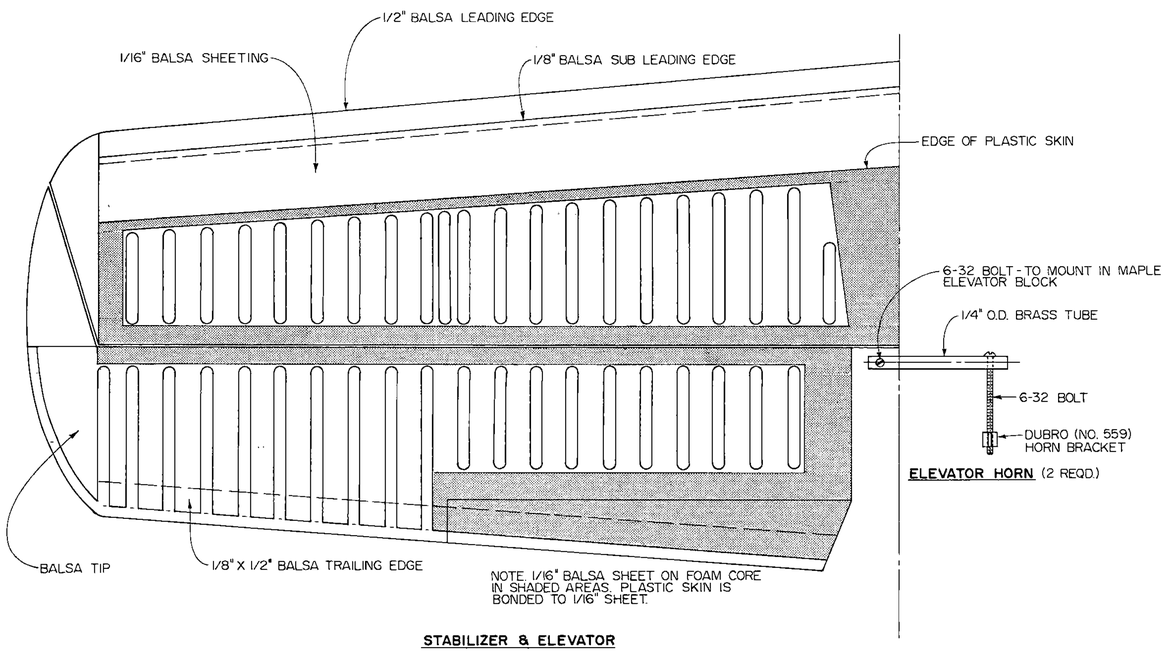

STABILIZER & ELEVATOR

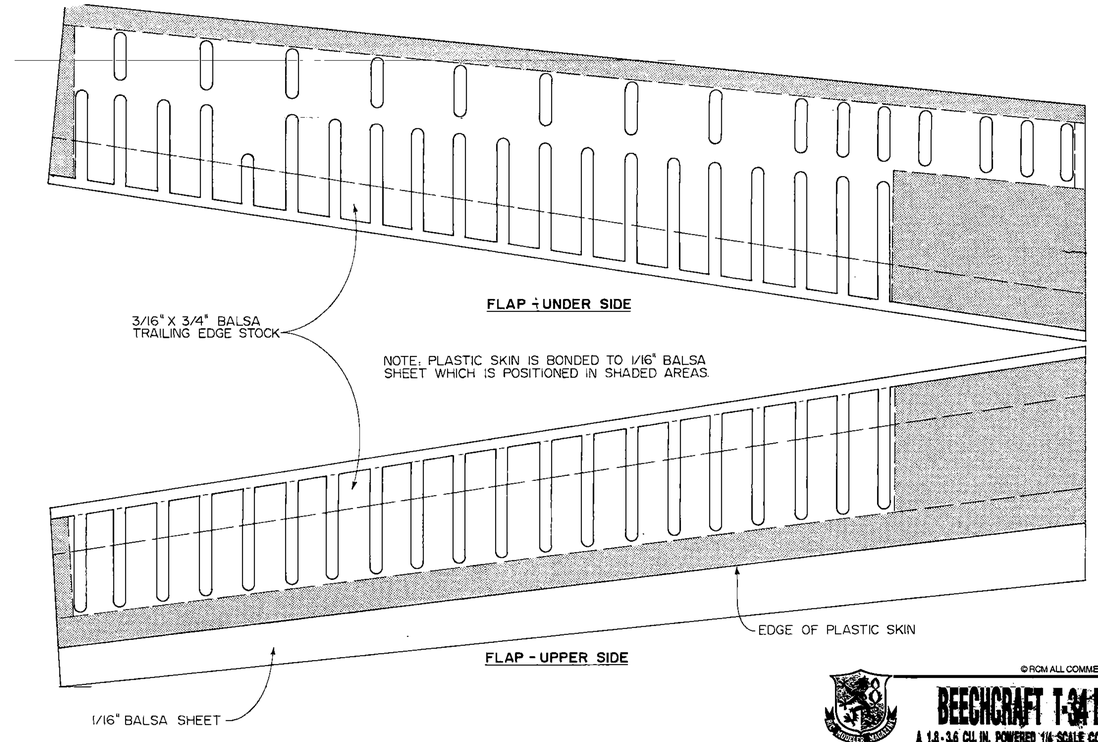

© RCM ALL COMMERCIAL RIGHTS RESERVED

BEECHCRAFT T-34 MENTOR

A 1.8 - 3.6 CU. IN. POWERED 1/4 SCALE COMPETITION DESIGN

DESIGNED BY:	PLANS BY:
MARK A. FRANKEL	Bob Wallace

0 1 2 3 4 5 6

SHEET 3 OF 5

PL-1268

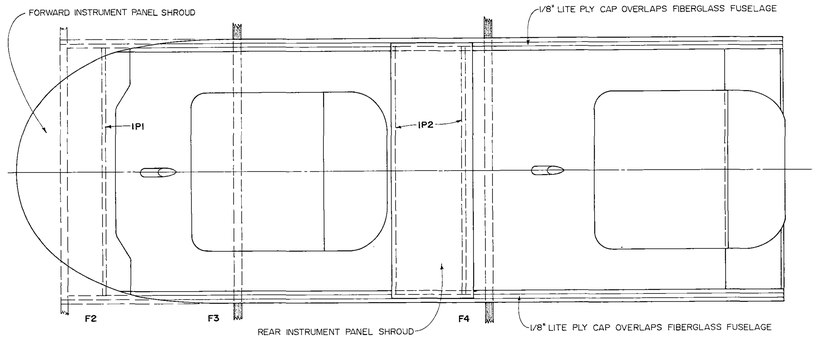

COCKPIT TUB - TOP VIEW

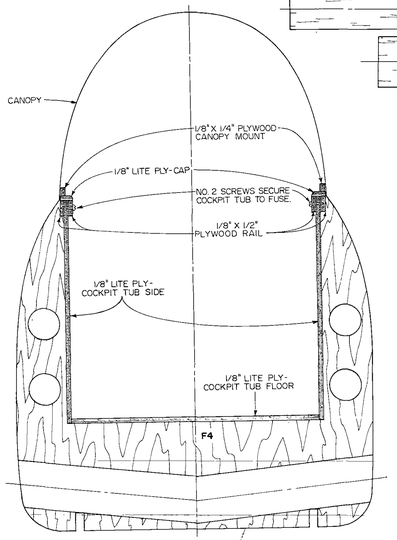

SECTION AT F4 SHOWING COCKPIT TUB AND CANOPY MOUNTING

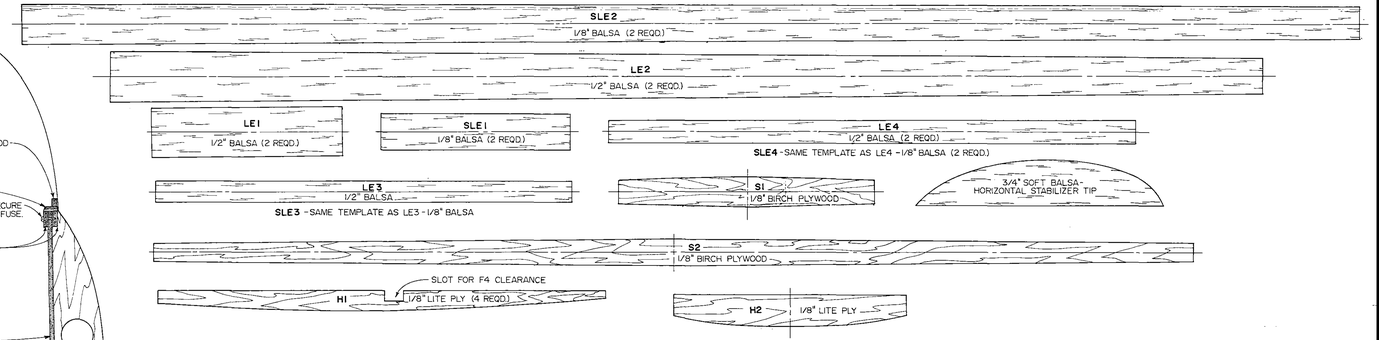

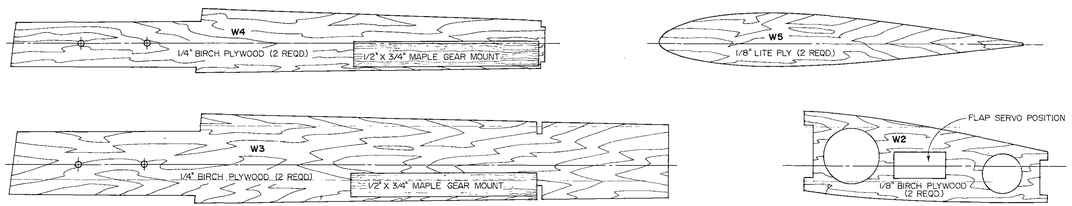

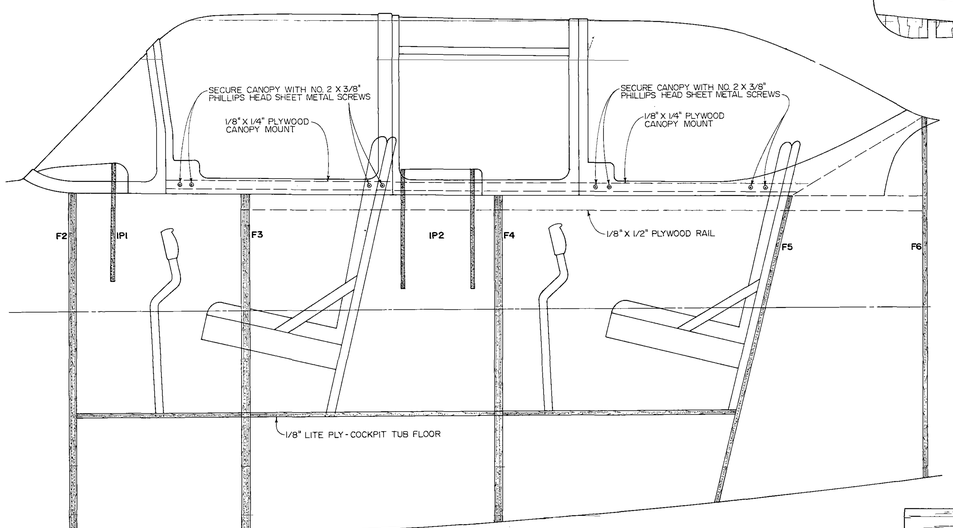

COCKPIT TUB - SIDE VIEW

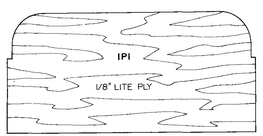

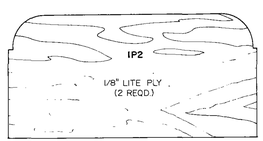

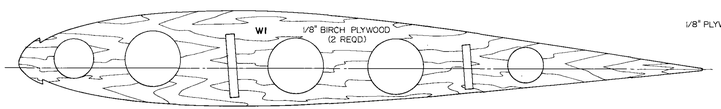

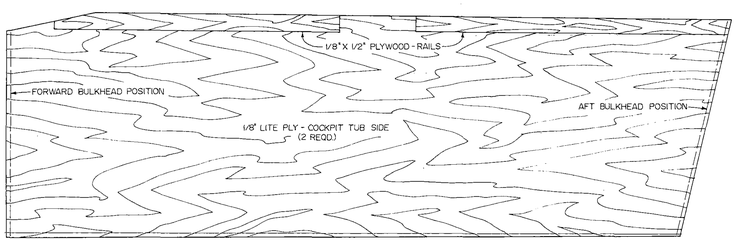

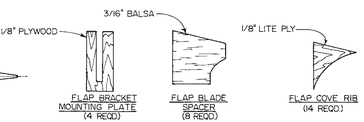

NOTE: FLAP COVE RIB TEMPLATE IS TYPICAL, BUT SHOULD BE TRIMMED SLIGHTLY IN THE OUTBOARD STATIONS TO CONFORM TO THE WING THICKNESS TAPER.

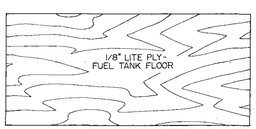



© RCM ALL COMMERCIAL RIGHTS RESERVED

BEECHCRAFT T-34 MENTOR

A 1.8-2.6 CU. IN. POWERED 1/4 SCALE COMPETITION DESIGN

DESIGNED BY: MARK A. FRANKEL

PLANS BY: and Wallace

1" 2" 3" 4" 5" 6"

Sheet 4 of 5

PL-1268

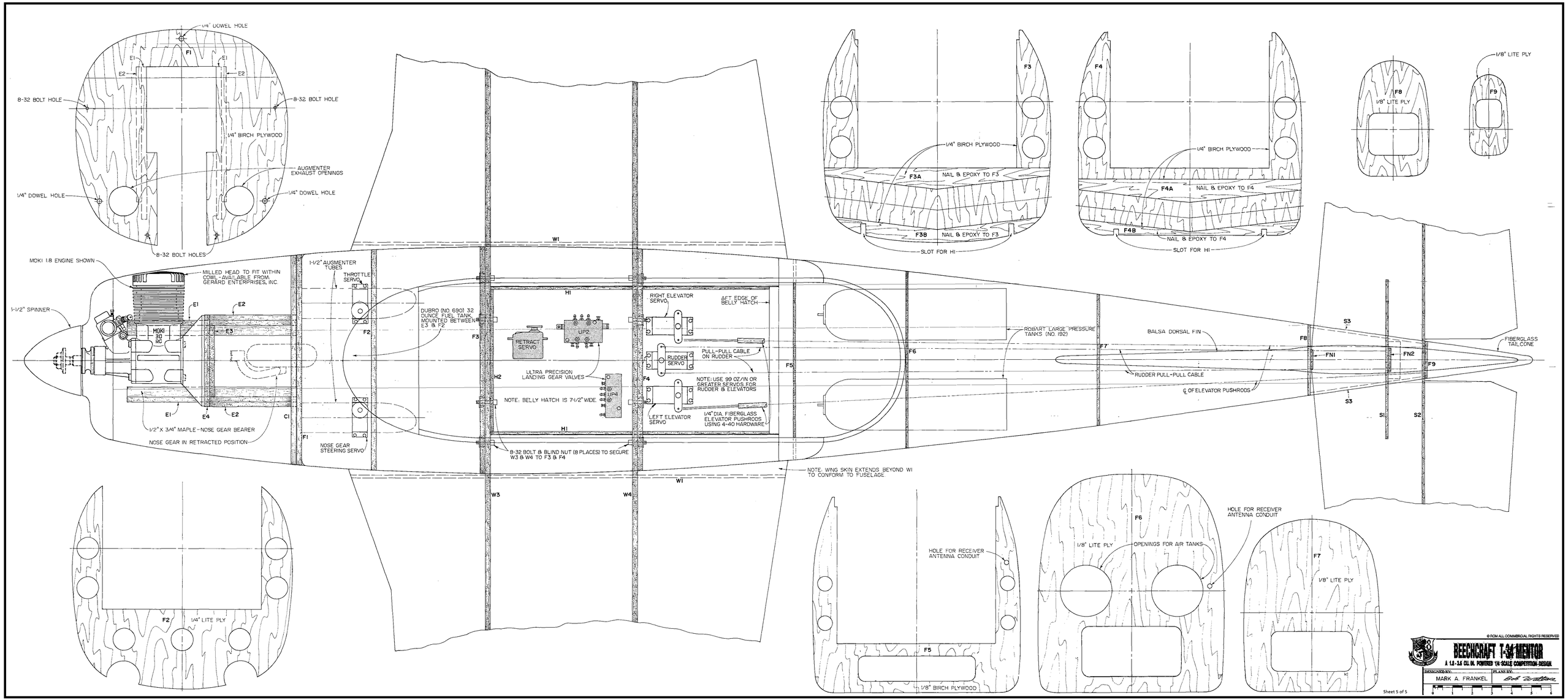

© RCM ALL COMMERCIAL RIGHTS RESERVED

BEECHCRAFT T-34 MENTOR

A 1.8 - 3.0 CU.IN. POWERED 1/4-SCALE COMPETITION DESIGN

DESIGNED BY: MARK A. FRANKEL

PLANS BY:

Sheet 5 of 5

PL-1268