NOTE AVAILABLE
FIBERGLASS COWL----$ 42.50
FORMED WINDSHIELD---$ 30.00
FROM:
R C SWEITZER ENT.
PO BOX 834
HILLSBORO, OREGON
97123
AIR MAIL ADD--$6.00
OVERSEAS FOREIGN ORDERS ADD-$20.00

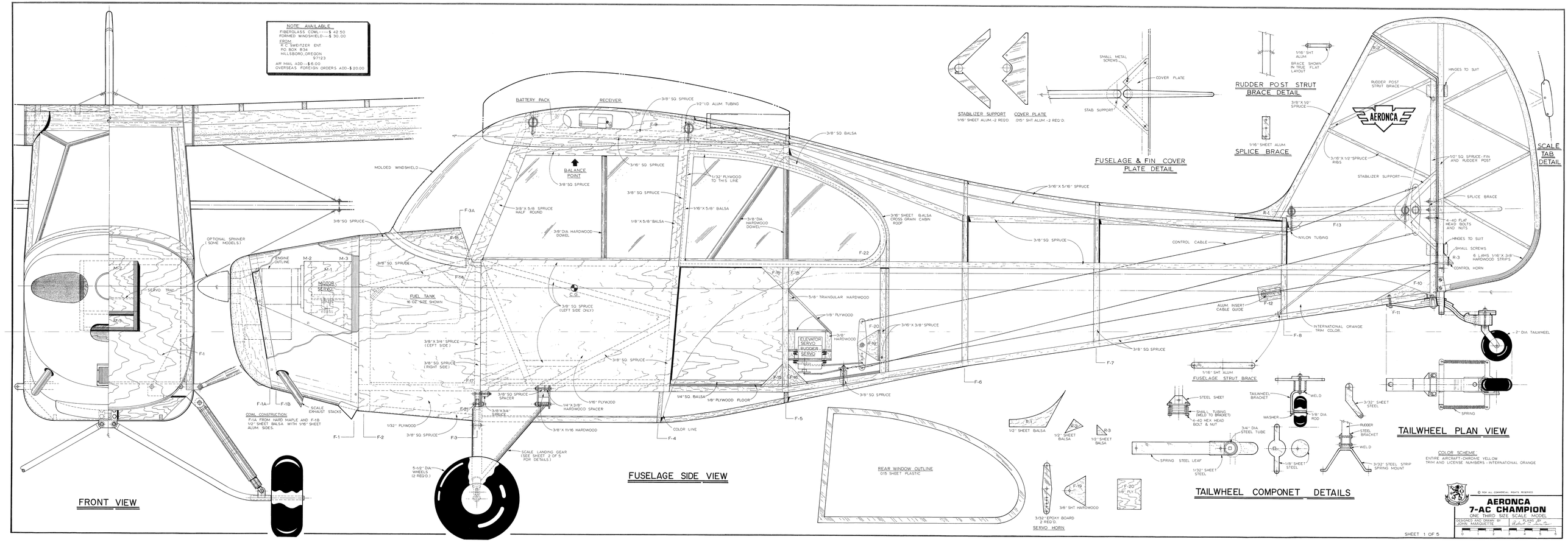

© FOR ALL COMMERCIAL RIGHTS RESERVED

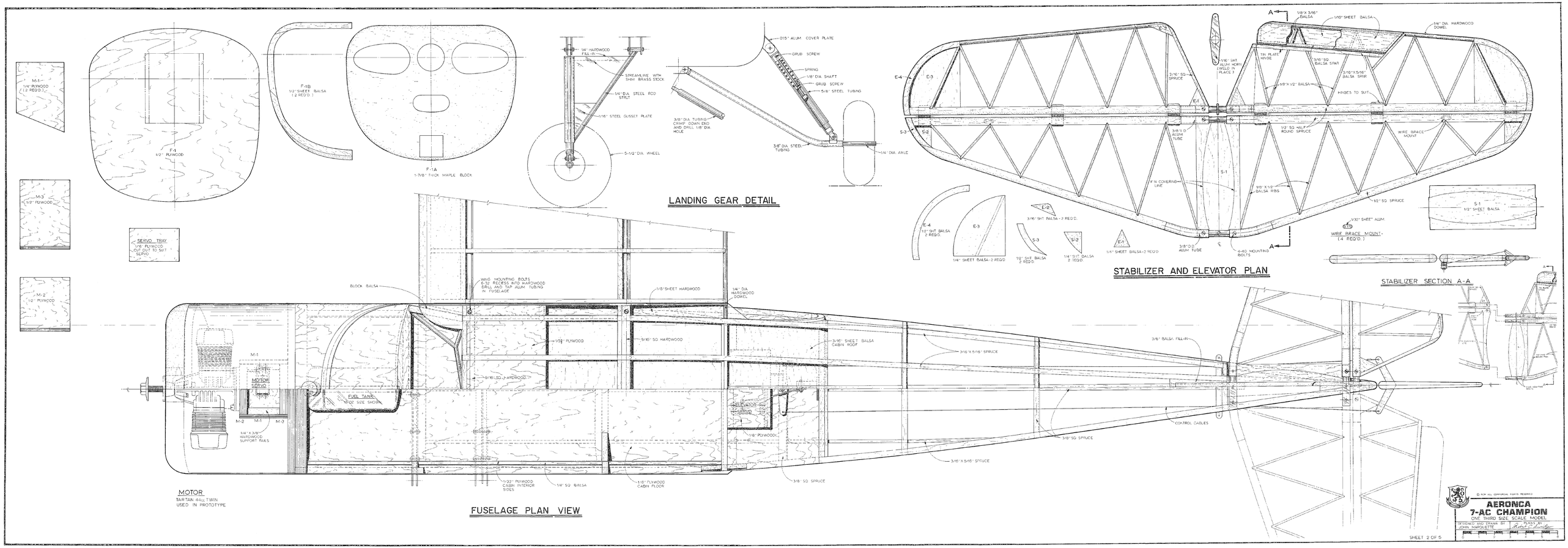
M-1
1/4" PLYWOOD
(2 REQ'D.)
F-1
1/2" PLYWOOD
F-1B
1/2" SHEET BALSA
(2 REQ'D.)
F-1A
1-7/8" THICK MAPLE BLOCK
M-3
1/2" PLYWOOD
SERVO TRAY
1/8" PLYWOOD
CUT OUT TO SUIT
SERVO
M-2
1/2" PLYWOOD
1/4" HARDWOOD
FILL-IN
STREAMLINE WITH
SHM BRASS STOCK
1/4" DIA STEEL ROD
STRUT
1/16" STEEL GUSSET PLATE
5-1/2" DIA. WHEEL
3/8" DIA TUBING
CRIMP DOWN END
AND DRILL 1/8" DIA
HOLE
.015" ALUM COVER PLATE
GRUB SCREW
SPRING
1/8" DIA SHAFT
GRUB SCREW
5/8" STEEL TUBING
3/8" DIA STEEL
TUBING
1/4" DIA. AXLE
LANDING GEAR DETAIL
E-2
E-4
E-3
S-3
S-2
S-1
E-1
3/16" SQ
SPRUCE
3/8" O.D.
ALUM
TUBE
1/8" X 3/16"
BALSA
1/16" SHEET BALSA
1/4" DIA HARDWOOD
DOWEL
1/16" SHT
ALUM HORN
(WELD IN
PLACE)
TIN PLATE
HINGE
3/16" SQ
BALSA STRIP
3/16" X 5/16"
BALSA STRIP
1/8" X 1/2" BALSA
HINGES TO SUIT
1/2" SQ HALF
ROUND SPRUCE
WIRE BRACE
MOUNT
FIN COVERING
LINE
3/8" X 1/2"
BALSA RIBS
1/2" SQ SPRUCE
4-40 MOUNTING
BOLTS
3/16" SHT BALSA - 2 REQ'D.
1/2" SHT BALSA
2 REQ'D.
1/4" SHEET BALSA - 2 REQ'D
1/4" SHT BALSA
2 REQ'D.
1/4" SHEET BALSA - 2 REQ'D
1/32" SHEET ALUM.
WIRE BRACE MOUNT
(4 REQ'D.)
1/2" SHEET BALSA
STABILIZER AND ELEVATOR PLAN
STABILIZER SECTION A-A
BLOCK BALSA
WING MOUNTING BOLTS
6-32 RECESS INTO HARDWOOD
DRILL AND TAP ALUM TUBING
IN FUSELAGE
1/8" SHEET HARDWOOD
1/4" DIA
HARDWOOD
DOWEL
1/8" PLYWOOD
9/16" SQ HARDWOOD
3/16" SHEET BALSA
CABIN ROOF
3/16" X 5/16" SPRUCE
3/8" BALSA FILL-IN
9/16" SQ HARDWOOD
M-1
MOTOR
SERVO
FUEL TANK
1/2 SIZE SHOWN
M-2
M-1
M-3
3/16" X 3/8"
HARDWOOD
SUPPORT RAILS
ELEVATOR
SERVO
1/8" PLYWOOD
3/8" SQ SPRUCE
CONTROL CABLES
3/16" X 5/16" SPRUCE
3/8" SQ SPRUCE
1/32" PLYWOOD
CABIN INTERIOR
SIDES
1/4" SQ BALSA
1/16" PLYWOOD
CABIN FLOOR
MOTOR
TARTAN 44cc TWIN
USED IN PROTOTYPE
FUSELAGE PLAN VIEW
© RCM ALL COPYRIGHTS RIGHTS RESERVED
AERONCA
7-AC CHAMPION
ONE THIRD SIZE SCALE MODEL
DESIGNED AND DRAWN BY
JOHN MARQUETTE
CLASS BY
SHEET 2 OF 5

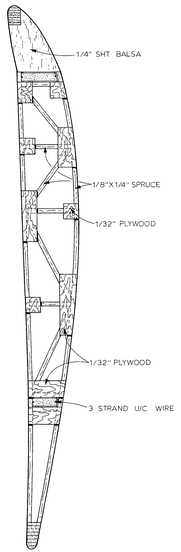

RIB W-15

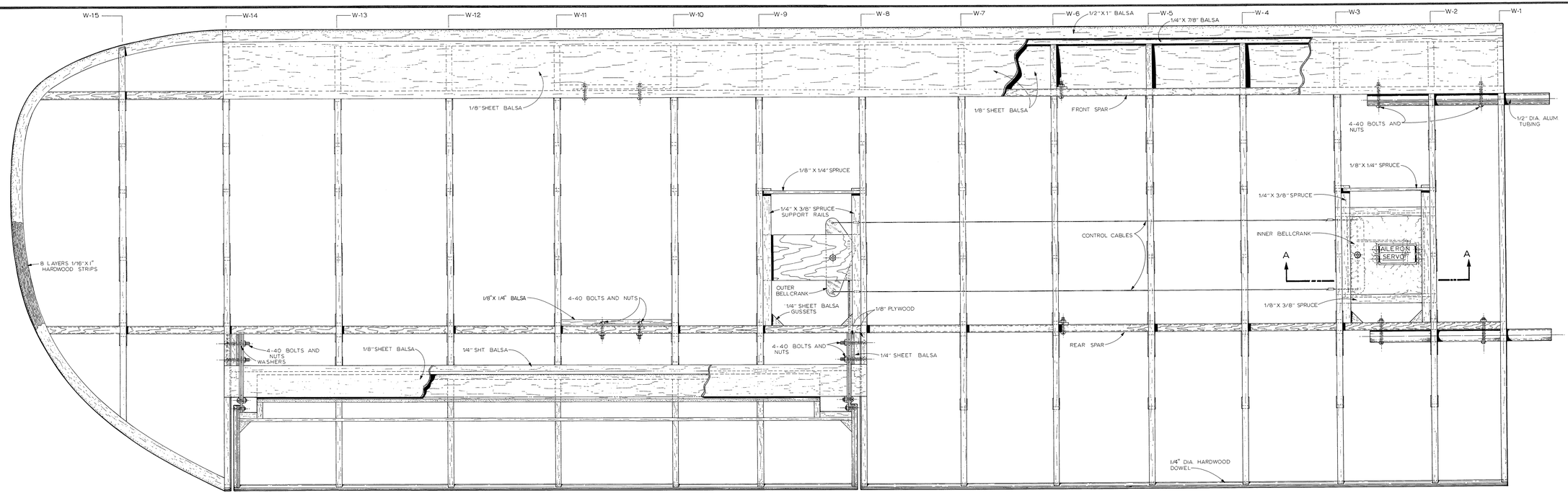

LEFT WING PLAN

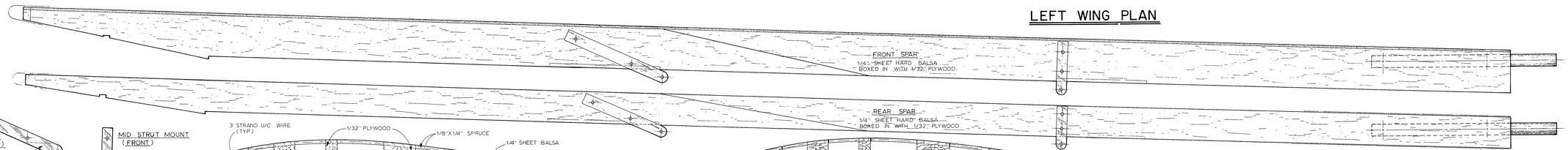



OUTER BELLCRANK MOUNT

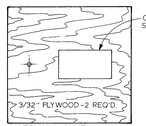

SERVO MOUNT

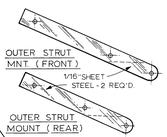

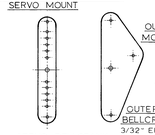

SERVO BELLCRANK
3/32" EPOXY BOARD (2 REQ'D.)

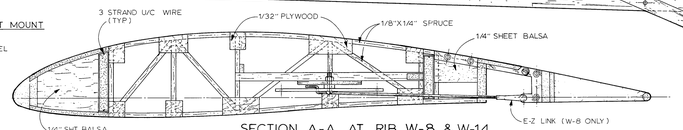

SECTION A-A AT RIB W-8 & W-14

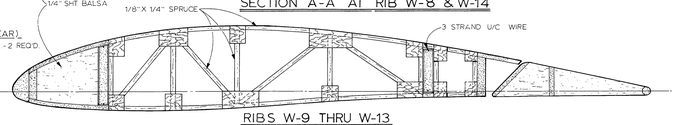

RIBS W-9 THRU W-13

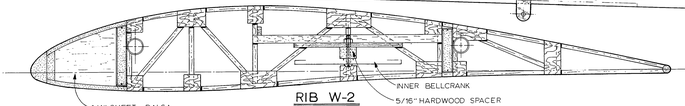

RIB W-2

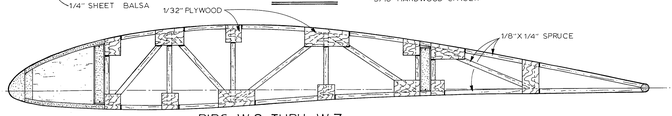

RIBS W-3 THRU W-7

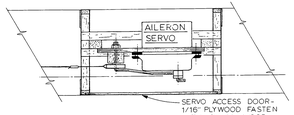

SECTION A-A

© RCM ALL COMMERCIAL RIGHTS RESERVED

AERONCA 7-AC CHAMPION

ONE THIRD SIZE SCALE MODEL

DESIGNED AND DRAWN BY JOHN MARQUETTE

PLANS BY Robert C. Lindley

0 1 2 3 4 5 6

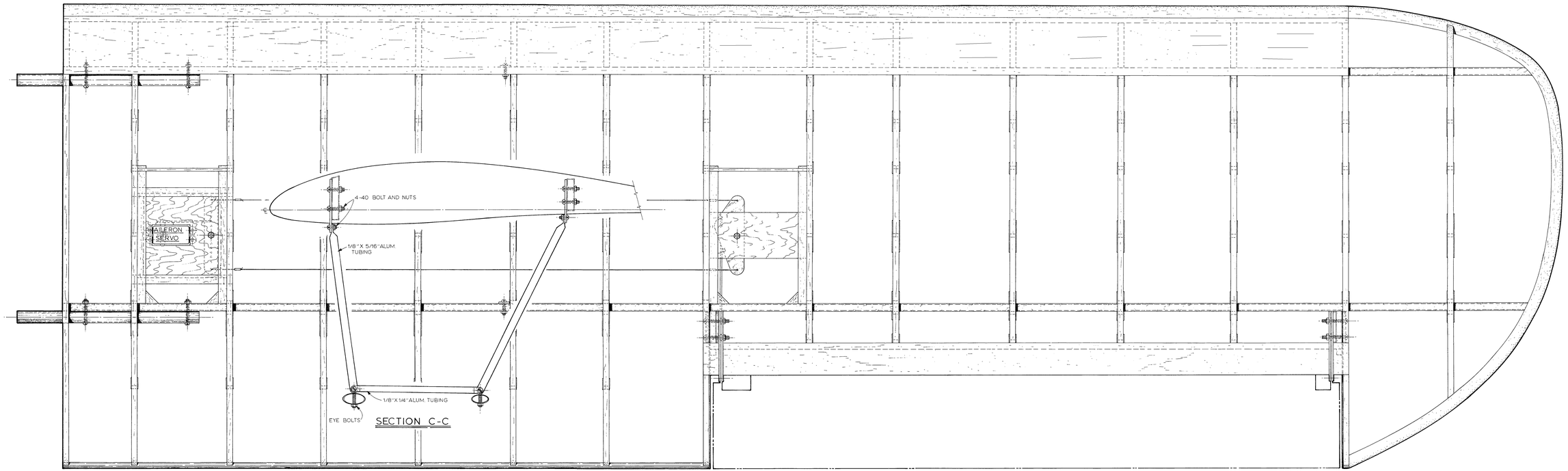

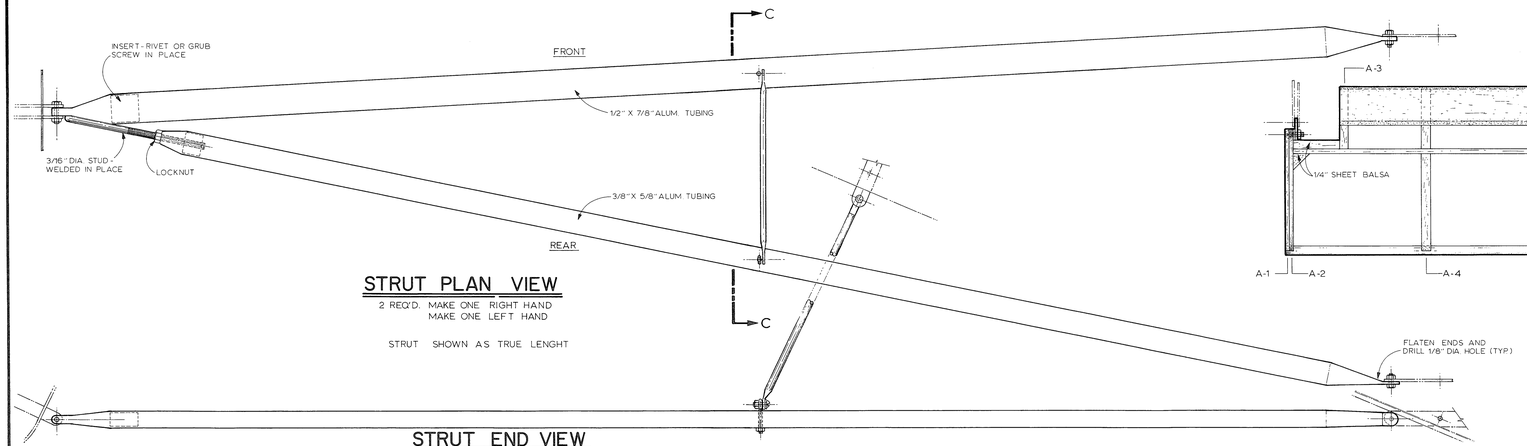

STRUT PLAN VIEW

2 REQ'D. MAKE ONE RIGHT HAND
MAKE ONE LEFT HAND

STRUT SHOWN AS TRUE LENGHT

STRUT END VIEW

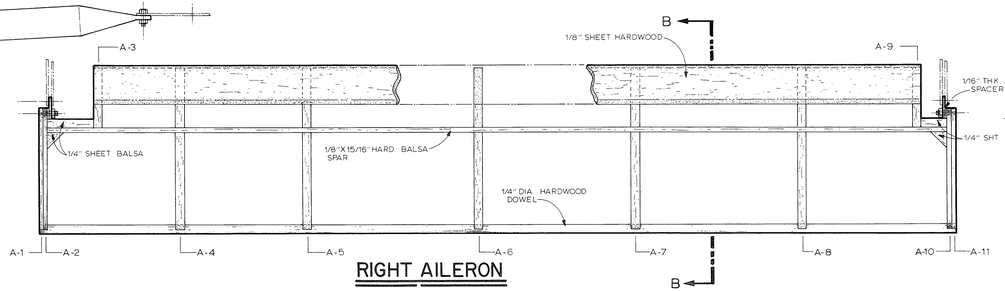

RIGHT AILERON

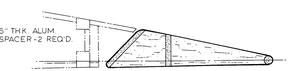

SECTION B-B

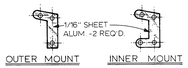

AILERON HINGE PARTS

RIBS A-1 & A-11 | RIBS A-2 & A-10 | RIBS A-3 & A-9 | RIBS A-4 THRU A-8

AERONCA 7-AC CHAMPION

ONE THIRD SIZE SCALE MODEL

DESIGNED AND DRAWN BY JOHN MARQUETTE

PLANS BY Robert C. Swanson

0 1 2 3 4 5 6

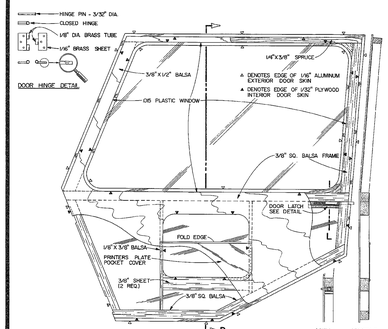

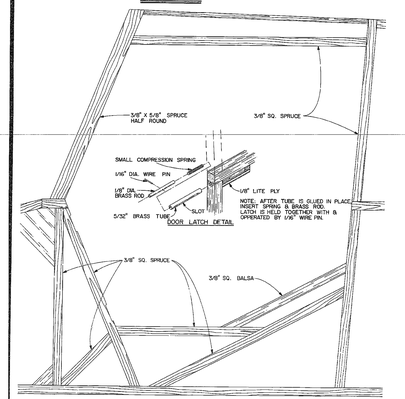

STEP 1

ASSEMBLE FUSELAGE SIDE FRAMES (2) AS SHOWN.

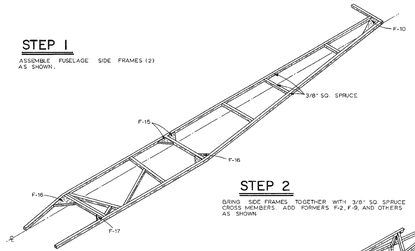

STEP 2

BRING SIDE FRAMES TOGETHER WITH 3/8" SQ. SPRUCE CROSS MEMBERS. ADD FORMERS F-2, F-9, AND OTHERS AS SHOWN.

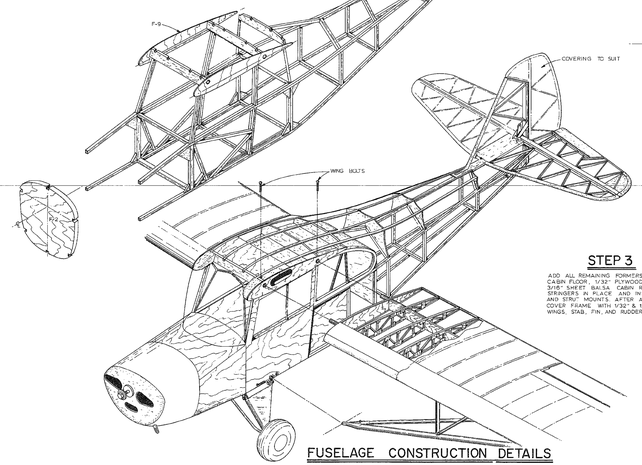

STEP 3

ADD ALL REMAINING FORMERS. INSTALL 1/8" PLYWOOD CABIN FLOOR, 1/32" PLYWOOD INTERIOR WALL, AND 3/16" SHEET BALSA CABIN ROOF LINER. GLUE 1/16" PLYWOOD SKIN ON TAIL SECTION. INSTALL GEAR AND STRUT MOUNTS. AFTER ALL IN-GROWTH IS COMPLETED, COVER FRAME WITH 1/32" & 1/16" PLYWOOD. CONSTRUCT WINGS, STAB., FIN, AND RUDDER AS PER PLANS.

FUSELAGE CONSTRUCTION DETAILS

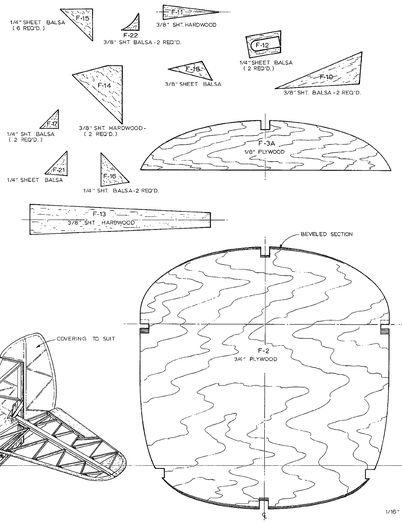

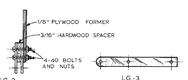

SECTION A-A
TYP FOR LG-1 & LG-3

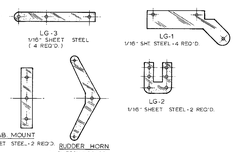

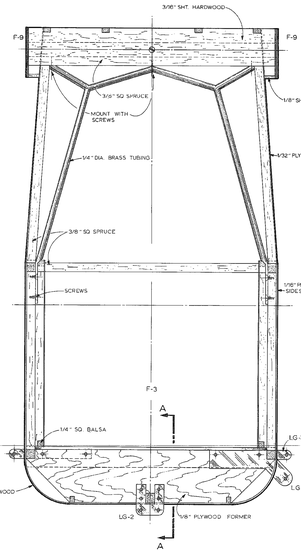

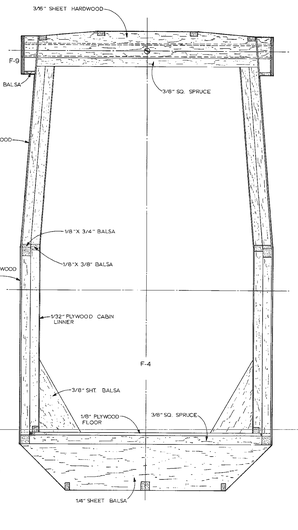

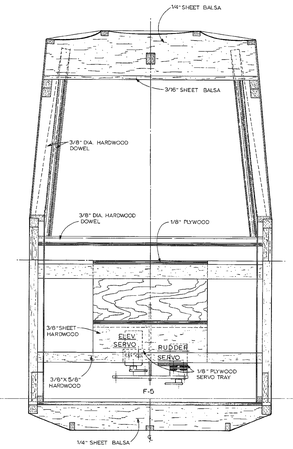

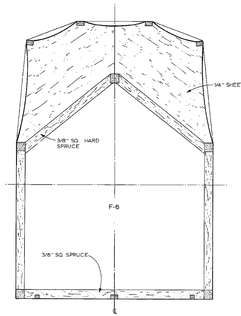

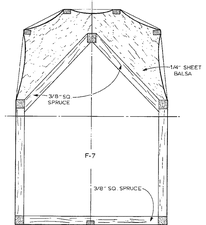

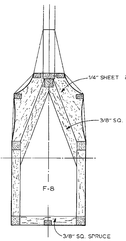

© RON ALL COMMERCIAL RIGHTS RESERVED

AERONCA 7-AC CHAMPION

ONE THIRD SIZE SCALE MODEL

DESIGNED BY: RON ALL
JOHN HAUSGEN
DATE: 1-8-97
SCALE: 1" = 3"
0 1 2 3 4 5 6