

Ramblin' Wreck

By H. Donald Brown

■ After having given serious consideration to flying radio-control combat and thinking of the possible consequences with anything like a six foot airplane and T.T.P.W. or reed equipment, it seemed a lot wiser to design an outfit specially for this purpose.

Your R/C Combat plane should be as small as possible and inexpensive to build. The control system must have proportional elevators if you hope to get near enough for a "kill." (Incidentally our group is about equally divided between 27.255 and "hams" on 50-54 megacycles—thus making two or more planes in the air at one time possible.)

When considering a control set-up, our minds naturally slid into a familiar, well-worn groove—galloping ghost, or as we prefer to call it, the "Crank" system. This project also presented an opportunity to design a force set-up to specially favor the "Cranks" peculiarities: The craft must have snappy action with a minimum of control surface, particularly elevator. This will eliminate the characteristic gallop and will reduce actuator current and air loads. The resultant airplane is not very pretty but it is a good flyer and will take plenty of punishment due to its simplicity and lack of complication.

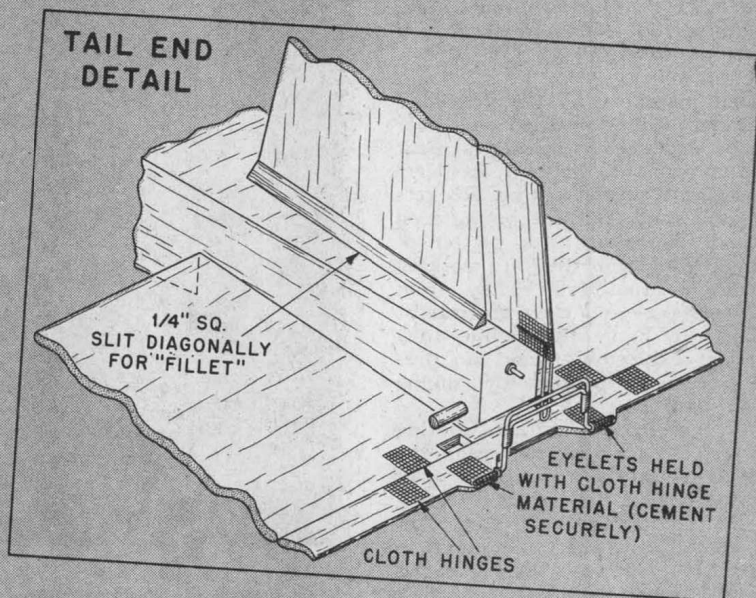
Chick Magee collaborated in building the first pair of planes and drew the plans which have been used by local modelers to turn out a number of similar planes including a biplane and some very pretty "cleaned-up" jobs.

Construction is very simple with a minimum of cutting; as you will note fuselage lines have been extended on the plans. This eliminates measuring and tracing parts. Just lay balsa over the plans and using a straight edge, draw from extension lines. At the same time, mark locations of the fuselage bulkheads. Bottom planking is cut to size with its grain lengthwise, the fuselage built right on top of it—double glue all joints. Cover wing and fuselage with nylon or silk. Do not cover stabilizer or rudder; use balsa filler on them and as few coats of dope as practical for an adequate finish. Keep weight down in the tail section. A landing gear may be employed but it increases the tendency for the planes to "lock horns" in any possible mid-air collision. Landings are smoother without any gear as the ship will not nose over. If you fly on a paved runway, it might be well to fiberglass the nose section as indicated on plans. A nylon propellor will last many flights.


Combat sessions are crowd pleasers and also an education in depth perception. With us, mid-air crashes have outnumbered cut steamers but the damage has been minor in most cases. Anyway, this will not daunt the spirits of the true enthusiast! When you get the wreckage home, it does sometimes seem that it's



Charles Magee and H. Donald Brown (right) with original "Ramblin' Wreck." Don operates a N.J. TV and appliance store.



Full size plans for Ramblin' Wreck are on Group Plan #1259 from Hobby Helpers, 770 Hunts Point Ave., New York 59, N.Y. (60c). Photo below shows model on field box; portable tool box-work bench combo keeps expensive R/C equipment out of the dirt.





WORLD FAMOUS

Ready-to-Fly Model Aircraft

Ready-to-Fly Model Aircraft

Jim Walker

FIREBABY

U-CONTROL PLANE

EASY TO FLY!

BUILT TO STAND PUNISHMENT

IT'S MORE FUN FLYING A FIREBABY

NEW PLASTIC FLYING HANDLE

NEW PLASTIC FUSELAGE

Complete with Plastic Control Handle, Flying Lines, Prop, Tank, Hardware, Full Flying Instructions, Wheels, Less Engine

CHOICE OF 2 ENGINES

Ready to Assemble with

COX "BABE-BEE" engine

or "CUB .049A" Engine

300

695

FOR EASIER FLYING...

Jim Walker

U-REELY CONTROL

.011 Wire \$7.75
.015 Cable \$8.75
.018 Cable \$8.95

Control handle and wire storage, prevents tangled wires



for CHRISTMAS BIG 7 PA

A complete set of action-packed Ready-To-planes. Includes one each of these famous JIM WALKER favorites...

CEILING WALKER
SUPERSONIC JET
INTERCEPTOR
74 FIGHTER
A-J HORNET
A-J PURSUIT
7-11 JET GLIDER



\$2.79

AMERICAN JUNIOR AIRCRAFT CO., PORTLAND, OREGON

6 MONTHS TO PAY

Buy your R/C models & equipment the easy way—20% down, balance in 6 monthly payments. All lines—Ace, Babcock, Berkeley, Aristo, Citizenship, etc. All planes, boats and accessories. Just send us your order with down payment and 2 credit references. Order shipped as soon as references checked. No interest charge. Minimum order \$10.

Robert McMinis

221 Ralph Street, Dept. R, Belleville, N. J.

SEND FOR OUR FREE CATALOG OF SURPLUS ELECTRONIC PARTS CONSISTING OF RELAYS, SWITCHES, CAPACITORS, MOTORS, ETC.

TED WESTER COMPANY

6901 NORTH CLARK ST.
CHICAGO 26, ILL.

NAZI AIR FORCE WAR RELICS

Catalog 25c, Air medals, insignia, badges, emblems, as well as other German items. Flags, arm bands, rare honorary awards, etc. Nazi airforce tunic emblem embroidered 75¢. Air medal \$1.50. Cap insignia 75c.

Fred Corcoran, Box 514, Westwood, N.J.

Smart Modelers Are Safe Modelers. Be Smart—Fly Safely.


YOU can be an important man with a guaranteed future. Join the Air Force Write Dept HM-97, Box 7608, Washington, D. C.

AVAILABLE NOW!

Here is the American Modeler binder you have been waiting for

- Manufactured to our strictest specifications
- Holds 12 issues — a full year's supply
- Opens flat as a bound book, yet loose-leaf in operation
- Rod-type binder with rods that lock in place in ends
- Doubly reinforced spine for longer life
- Extra heavy binder's board covers for durability
- Extra heavy vinyl "saddle" covering for lasting beauty
- Stamped with name of magazine on cover and spine

These are the best quality available, custom-fashioned at the low price per binder of \$3.50



Kalmbach Publishing Co., Dept. AM, Milwaukee 3, Wis.

I want _____ of your new type binders for American Modeler. Enclosed is my () check () money order for \$_____. I understand these will be shipped to me postpaid.

Name _____

Address _____

City, Zone, State _____

Ramblin' Wreck

not worth the mess, but once indoctrinated, you will rebuild and try it again. Incidentally, with the radio mounted in foam rubber, we have never suffered any radio damage in a crash.

The ground control unit used by our group is the original Walt Good pulser

American Modeler — December 1959

Ready-to-Fly Model Aircraft

Ready-to-Fly Model Aircraft

MORE FUN

The **BIG... 31 1/2" Wing -**
A-J

FIREBRAT

- PRE-PAINTED
- FUEL PROOFED



CONSTRUCTION KIT—

Pre-Fabricated Parts—Ready for Cementing, Sanding, Painting. Kit includes—Landing Gear, Wheels & Hardware **\$4.95**

ASSEMBLY KIT—

Pre-Fabricated Parts—Painted & Fuel Proofed. Just slip together. Kit includes—Landing Gear, Wheels and Hardware..... **\$6.95**

WITH
FOX
15
ENGINE



- FUEL PROOFED
- FUEL TANK
- PROPELLER
- WHEELS

\$13.95

rite For
EE
atalog
heet
K

SEE YOUR DEALER
or write direct

AMERICAN JR AIRCRAFT CO., PORTLAND 14, OREGON

with the following modifications: coupling condensers changed to .47 mfd. and B plus voltage 67.5 volts. This will bring the slow ("up" elevator) pulse rate out at about 140 per minute. Down rate will then be okay. Use a geared control box or the special 60 degree "pots" sold by Ace.

There are kits on the market for similar ground control units. The "Simple Simul" unit was developed by John Worth.

During construction, keep in mind that weight is an all-important factor. We have built combats weighing more with wider fuselages and heavy equipment. All have been a deterrent to flying ability. The originals are capable of 10 foot radius pylon turns, prolonged inverted runs, and dragging the field at 3 foot altitudes. A heavy airplane just will not perform this well.

Additional data appears on the full size plans from Hobby Helpers.

★ BUY U.S. SAVINGS BONDS ★

MODEL PLANS and
BOOK CARNIVAL
MODEL PLANS \$1.00
DETAILED PLAN
PACKETS ONLY 1 ea.

CONTROL LINE SCALE MODELS

1 inch—1 ft. scale. Include description, photos, data and 3 small views. Figures after model name indicate wing span.

PACKET #10 PP — FIGHTERS

All AB am C. Hawker Typhoon 38 1/2", North Amer. Mustang P-51 36 1/2", Spitfire 1x 37", Focke Wulf 190A3 34", Vought Corsair 38".

PACKET #4PP — WW1 FIGHTERS 1/4" SCALE

Fokker D7 7 1/2", Sopwith Camel 7", Fokker D8 7", Nieuport 17C.1 6 1/2", Spad 13C.1 6 1/2", Albatross DVa 7 1/2", SESA 6 1/2".

PACKET #3 FIGHTERS — 1/4" SCALE

Black Widow P-G 1 16 1/2", Dauntless 10 1/2", Hawk Tempest 10", Kingcobra P 63 1/4", Hawker Hurricane 10", Messerschmitt 109 8 1/4", Bell Aircomet 12".

PACKET #1 FIGHTERS — 1/4" SCALE

Lightning P-38 12 3/4", Spitfire 9 1/4", Hawker Typhoon 10 1/4", Curtiss Warhawk 9 1/4", Focke-Wulf 190 8 1/2", Vought Corsair 10 1/4", De Havilland Mosquito 13 1/4".

5 FULL SIZE PLANS \$1

Full size plans of famous control-line and free flight gas models. No drawings to enlarge. Riles, bulkheads, construction views included. Photos and sketches show extra details.

FOLIO NO. 1 Knight Twister, Conn. Yankee, The Hep Cat, Curtiss Helldiver, Tethered Trainer.

FOLIO NO. 2 Pusher Pursuit, Culver Cadet, Kill Special, Gee-38, Hall Racer.

FOLIO NO. 3 A.T.S. Flying Tab, Stahl's Corsair, Could Be, Copperhead, The Bob Cat.

Any 6 PLAN PACKETS only \$3.00



FREE..
Bonus Book
"Model Plane
Winners"
Worth \$1.00
FREE with Every
Order for \$2 or More

Dealers-Jobbers Reg. Trade Prices

POLK'S HOBBIES

314 FIFTH AVE., Dept. AM1293, N.Y. 1