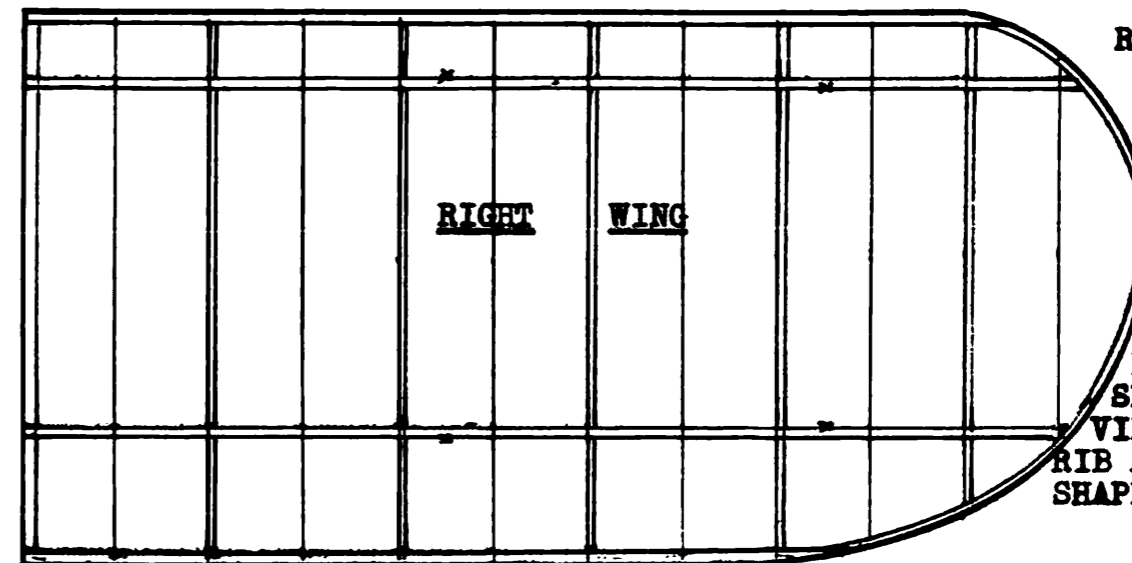
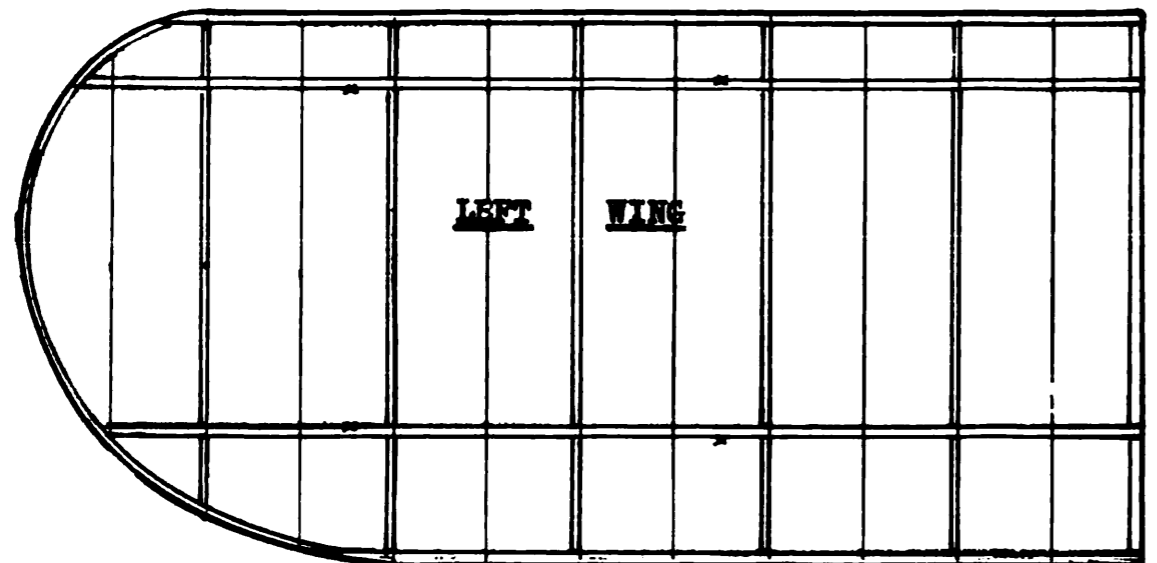


LAMINATED BASSWOOD WING TIPS. 1/20 BY 1/8 HARD Balsa LEADING

EDGES. 1/32 BY 1/16 BASSWOOD SPARS, TOP AND BOTTOM.

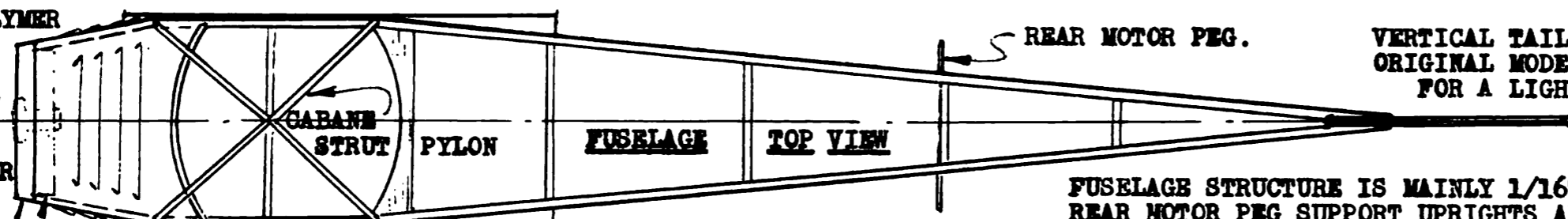


ROOT RIBS ARE 1/16 SHEET Balsa, ALL THE REST ARE 1/32 SHEET Balsa. SEE SIDE VIEW FOR RIB AIRFOIL SHAPE.

SCALE RIB SPACING IS INDICATED, RIBS DRAWN, (HALF AS MANY

AS SCALE NUMBER), MATCHES MODEL IN PHOTOS.

PECK POLYMER THRUST BUTTON AND CUT-DOWN PLASTIC PROPELLER



VERTICAL TAIL IS 1/16TH SHEET Balsa ON THE ORIGINAL MODEL. MAKE A BUILT UP VERTICAL FOR A LIGHTER MODEL AND BETTER BALANCE.

FUSELAGE STRUCTURE IS MAINLY 1/16TH SQUARE Balsa STICKS. REAR MOTOR PEG SUPPORT UPRIGHTS ARE WIDER, AS IS THE SHAPED TOP FUSELAGE CROSS PIECE AFT OF THE COCKPIT.

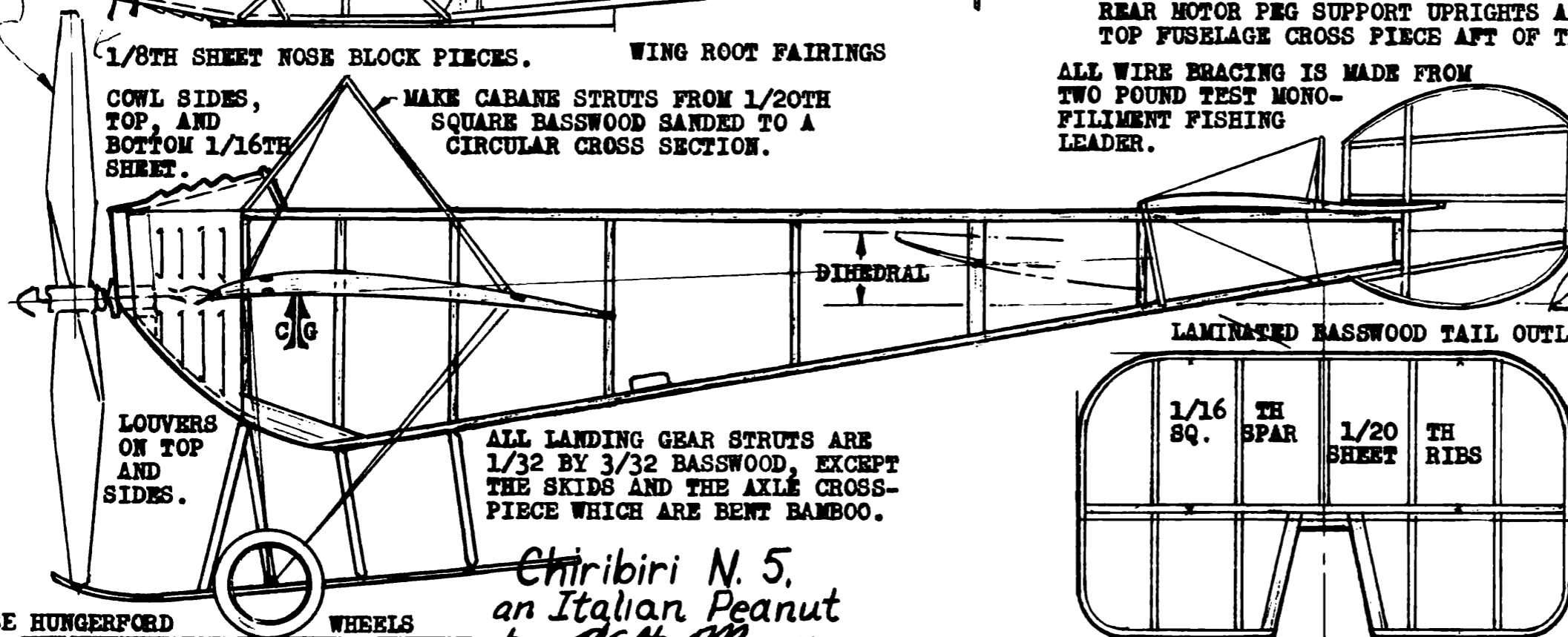
ALL WIRE BRACING IS MADE FROM TWO POUND TEST MONO-FILAMENT FISHING LEADER.

1/8TH SHEET NOSE BLOCK PIECES.

WING ROOT FAIRINGS

COWL SIDES, TOP, AND BOTTOM 1/16TH SHEET.

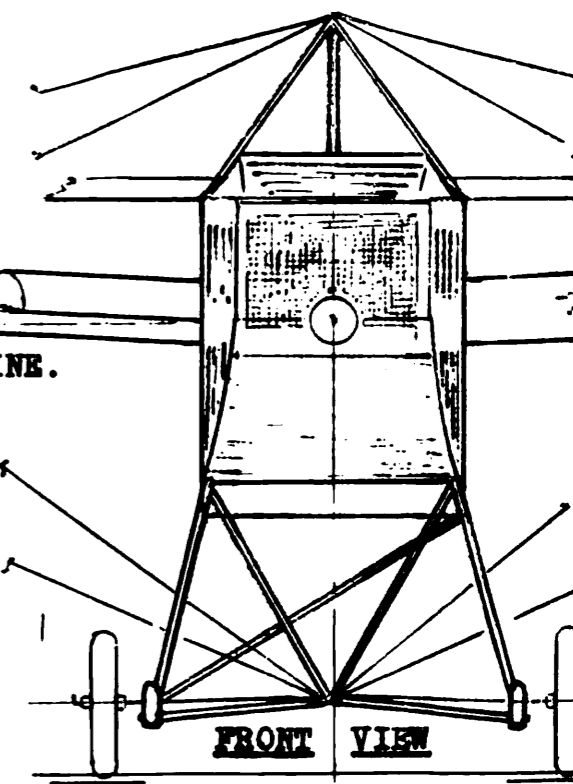
MAKE CABANE STRUTS FROM 1/20TH SQUARE BASSWOOD SANDED TO A CIRCULAR CROSS SECTION.



ALL LANDING GEAR STRUTS ARE 1/32 BY 3/32 BASSWOOD, EXCEPT THE SKIDS AND THE AXLE CROSS-PIECE WHICH ARE BENT BAMBOO.

LAMINATED BASSWOOD TAIL OUTLINE.

1/16 TH SQ. SPAR 1/20 TH SHEET RIBS



FRONT VIEW

HORIZONTAL TAIL

USE HUNGERFORD WHEELS WITH WHITE TIRES.

*Chiribiri N. 5,
an Italian Peanut
by Walt Mooney*