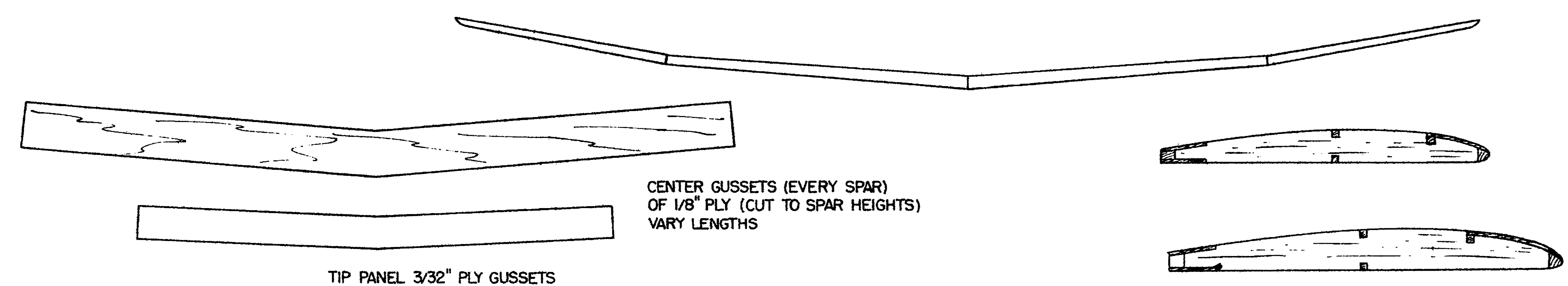


L.E. 1/4" X 1/2" OPTIONAL "MARVELITE" OVER SOFT 1/16" TO SPAR

OPTIONAL "MARVELITE" PLY CAPPING OVER 1" T.E. (TAPERED) TOP AND BOTTOM

NOTE ALL LARGER SPARS ARE TAPERED TO SAVE WEIGHT AND FIT RIBS

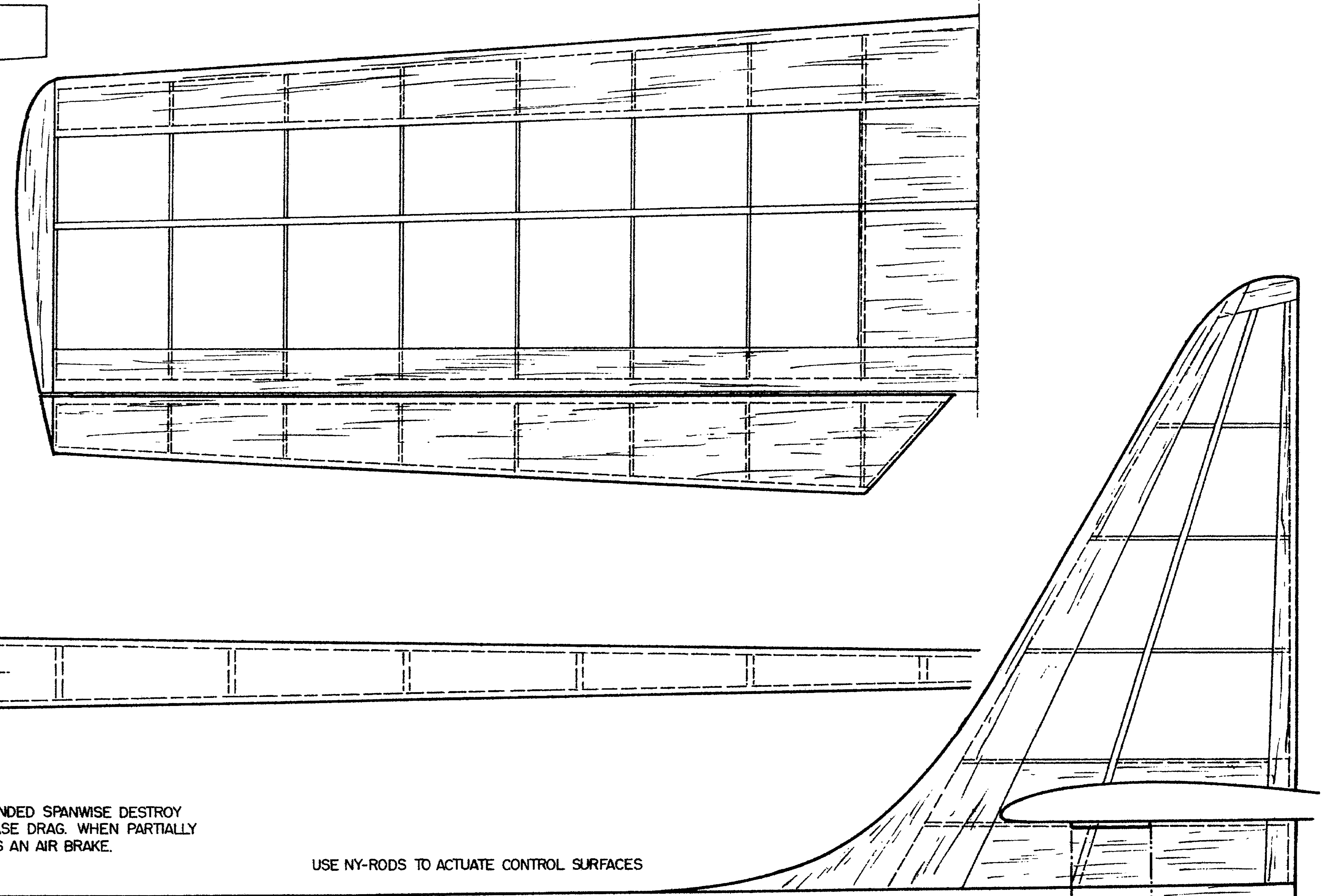
SPOILERS OF 1/16" PLY, PLEXIGLASS OR OTHER



CENTER GUSSETS (EVERY SPAR) OF 1/8" PLY (CUT TO SPAR HEIGHTS) VARY LENGTHS

TIP PANEL 3/32" PLY GUSSETS

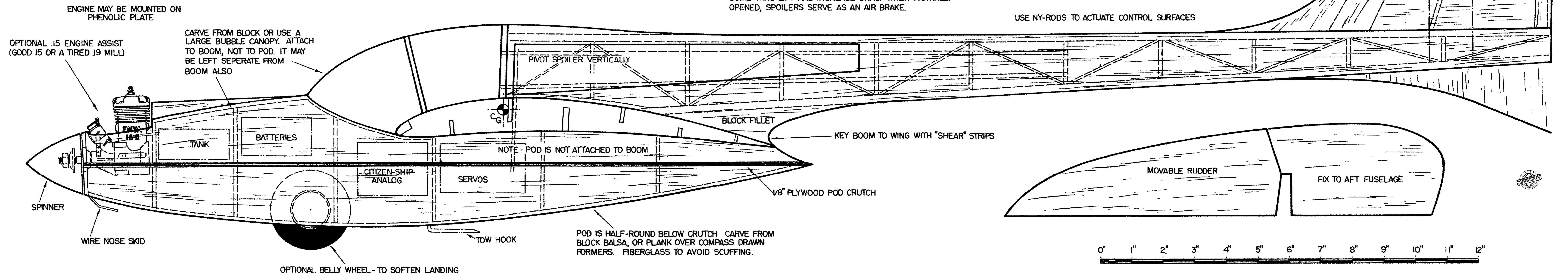
STAB CENTER AND TIP RIBS - 1/16" SHEET TRIM OTHERS FROM RECTANGLES USE A STRAIGHT EDGE



MAKE POD CRUTCH TO THIS OUTLINE FORMERS ARE CIRCULAR CUT OUTS TO FIT YOUR EQUIPMENT

NOTE: SPOILERS FULLY EXTENDED SPANWISE DESTROY SOME WING LIFT AND INCREASE DRAG. WHEN PARTIALLY OPENED, SPOILERS SERVE AS AN AIR BRAKE.

USE NY-RODS TO ACTUATE CONTROL SURFACES



ENGINE MAY BE MOUNTED ON PHENOLIC PLATE

OPTIONAL .15 ENGINE ASSIST (GOOD .15 OR A TIRED .19 MILL)

CARVE FROM BLOCK OR USE A LARGE BUBBLE CANOPY. ATTACH TO BOOM, NOT TO POD. IT MAY BE LEFT SEPERATE FROM BOOM ALSO

PIVOT SPOILER VERTICALLY

BLOCK FILLET

KEY BOOM TO WING WITH "SHEAR" STRIPS

NOTE - POD IS NOT ATTACHED TO BOOM

MOVABLE RUDDER

FIX TO AFT FUSELAGE

SPINNER

WIRE NOSE SKID

TANK

BATTERIES

CITIZEN-SHIP ANALOG

SERVOS

1/8" PLYWOOD POD CRUTCH

OPTIONAL BELLY WHEEL - TO SOFTEN LANDING

TOW HOOK

POD IS HALF-ROUND BELOW CRUTCH CARVE FROM BLOCK BALSAL, OR PLANK OVER COMPASS DRAWN FORMERS. FIBERGLASS TO AVOID SCUFFING.

