

BALSA TIP BLOCKS
3/8" x 1" LEADING EDGE

3/32" L. E. SHEETING

3/8 x 1/4 GROOVED HARDWOOD
LANDING GEAR BLOCKS

1/4" PLYWOOD

1 DIRECTIONAL
UNDER EACH WINGTIP

3/32" BALSA SHEETING OVER
1/4" THICK INNER STRUCTURE

1/2" x 5/8"
SPARS

3/32" x 3/8"
CAPSTRIPS -
OR SHEET
ENTIRE WING

AILERON
CROSS SECTION

THROTTLE
CABLE

WRAP CENTER SECTION
JOINT WITH HEAVY
FIBERGLASS CLOTH
AND EPOXY

5/32" WIRE
JOINER

1/8" WINGTIPS

MOUNT ENGINES UPRIGHT
OR TO THE SIDE

.40-.50 ENGINES

CUT AILERONS FREE
AFTER WING IS BUILT
AND FINISH EDGES

1/8" BALSA SIDES

1/16" PLY. DOUBLERS

1/2" TOP BLOCK

1/4" BLOCK

ALTERNATE CONSTRUCTION
1/2" x 1 1/4" SHAPED BALSA
STRIP AILERONS

BALSA
BLOCK

1/4" BALSA
FIN AND RUDDER

FUEL TANK

BUILD UP COWL
FROM 1/2" BALSA
BLOCKS

REMOVABLE
1/8" PLYWOOD
HATCH

1/8" PLY.
BULKHEAD

1/8" BALSA
BLK HEADS

FORWARD SECTION OF
SIG 15" PLASTIC CANOPY

3/8" BALSA

1/8" BALSA
DOUBLER

1/4" PLY.
FIREWALL

1/2" BALSA
TOP BLOCK

1/2" BALSA
TRIANGLE

BALSA
BLOCK

BATTERY

RECEIVER

SERVOS

1/4" SQ.
BALSA

CF967 FLYING
MODELS
DOUBLE IMPACT R/C
© CARSTENS PUBLICATIONS, INC.

1/4" PLY.

BALANCE
POINT

1/8" BALSA
WING SADDLE

3/8" x 1/2" HARDWOOD
DRILL AND TAP
1/4" - 20

1/16" PLY. DOUBLER
TO HERE

1/4" BALSA
TRIANGLE


1/8" PLY.

1/8" BALSA SIDES
AND BOTTOM

3" WHEELS

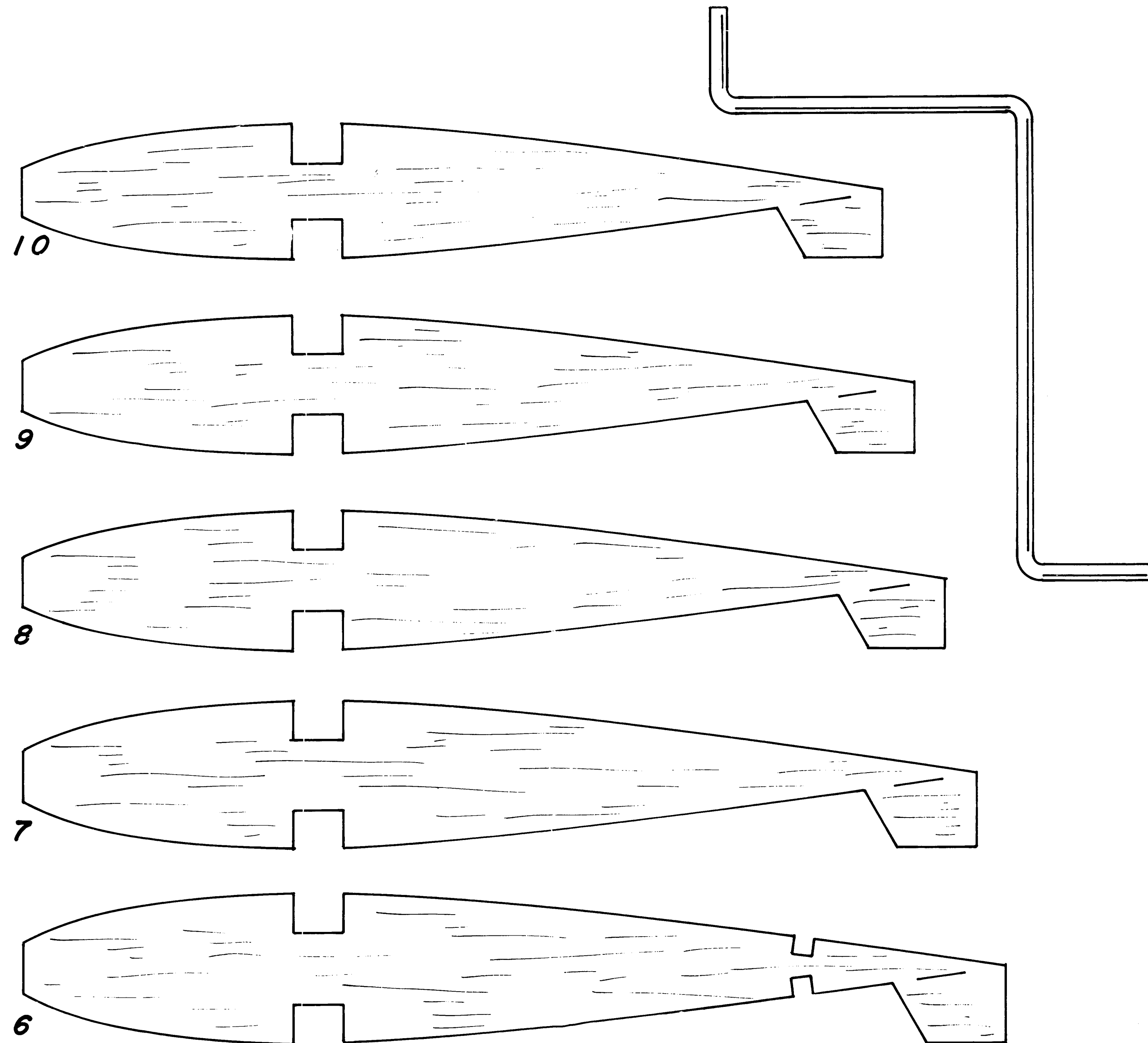
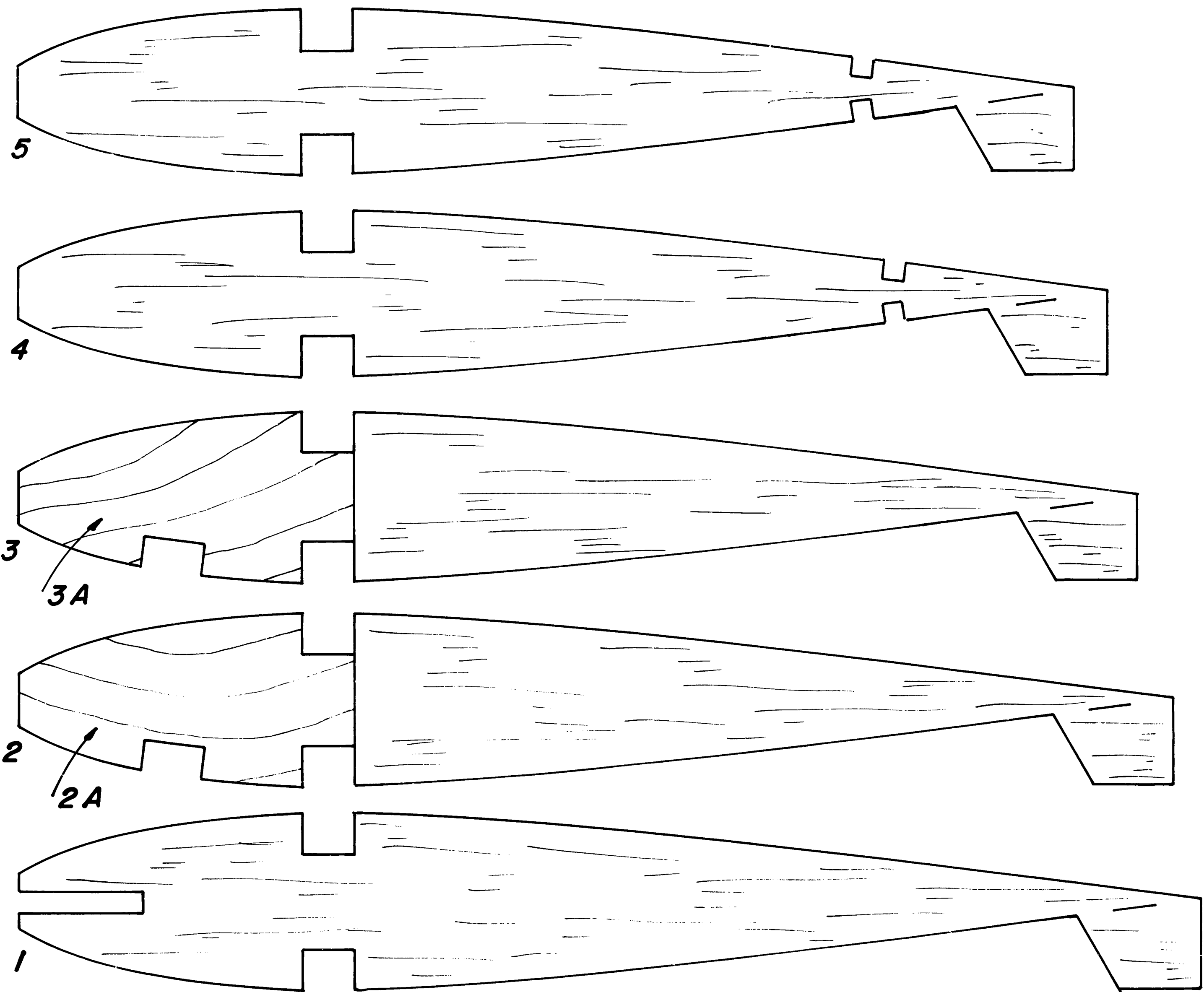
3/16" WIRE
LANDING
GEAR

1/8" PLYWOOD



DOUBLE IMPACT

A TWIN ENGINED SPORT/AEROBATIC AIRCRAFT
by DICK SARPOLUS



DOUBLE IMPACT