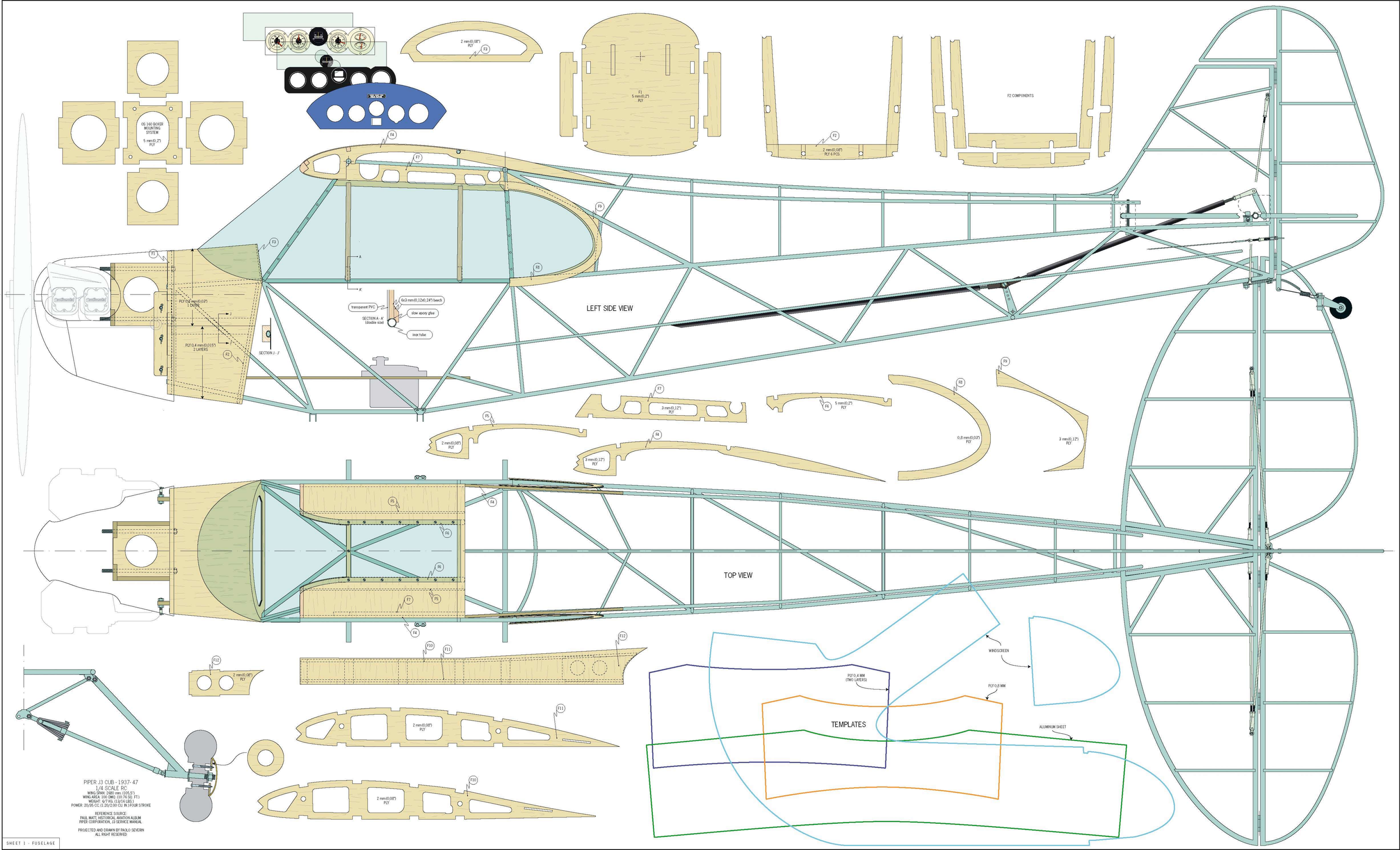

SHEET 1 - FUSELAGE

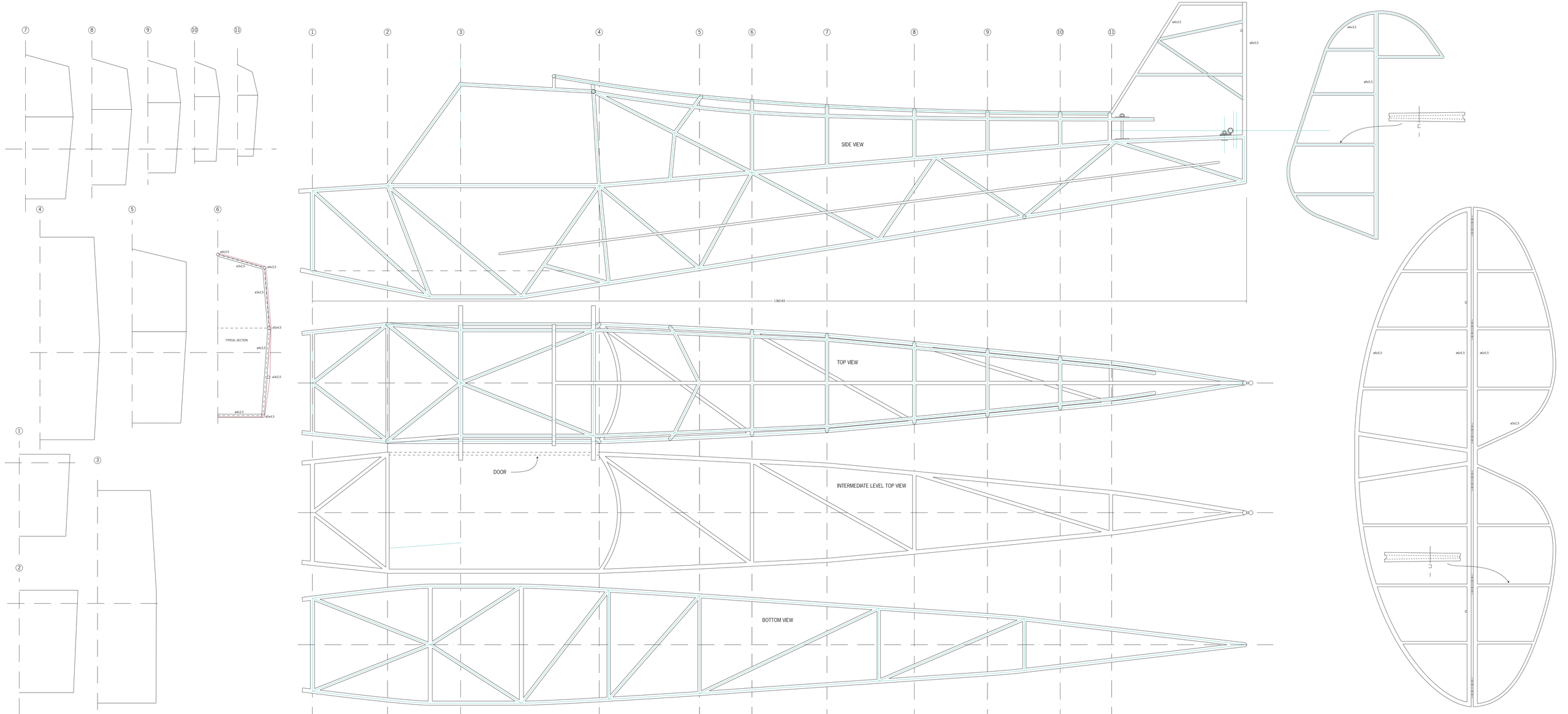
SIDE VIEW
TOP VIEW
INTERMEDIATE LEVEL TOP VIEW
BOTTOM VIEW
DOOR
TYPICAL SECTION
1360.83
ø6x3,5
ø6x5,5
ø6x4,5
ø3x2,5

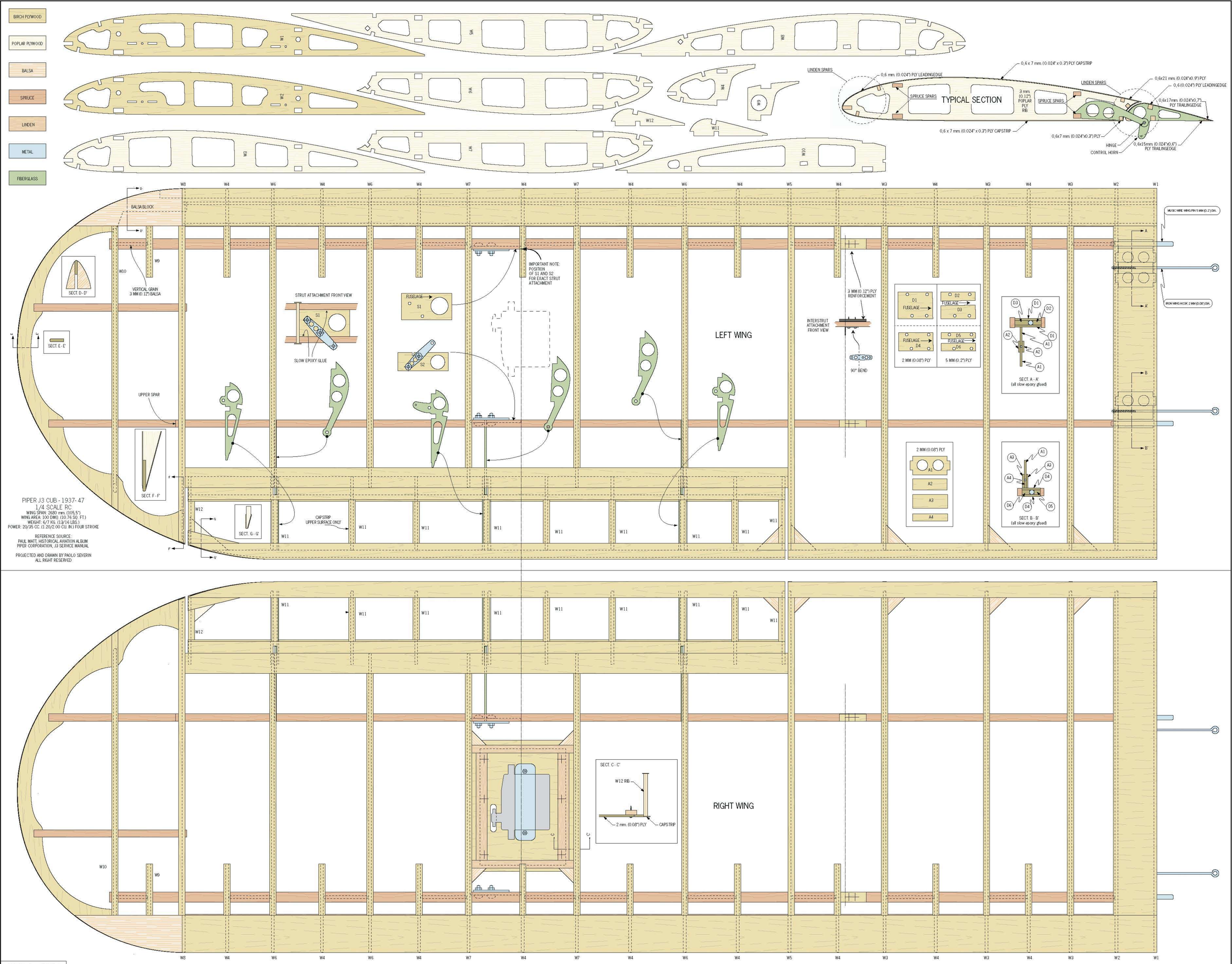
BIRCH PLYWOOD
POPLAR PLYWOOD
BALSA
SPRUCE
LINDEN
METAL
FIBERGLASS
W1
W2
W3
W4
W5
W6
W7
W8
W9
W10
W11
W12
TYPICAL SECTION
LINDEN SPARS
0,6 mm. (0.024") PLY LEADINGEDGE
0,6 x 7 mm. (0.024" x 0.3") PLY CAPSTRIP
SPRUCE SPARS
3 mm. (0.12") POPLAR PLY RIB
0,6x21 mm. (0.024"x0.9") PLY
0,6 (0.024") PLY LEADINGEDGE
0,6x17mm. (0.024"x0.7") PLY TRAILINGEDGE
0,6x7 mm. (0.024"x0.3") PLY
HINGE
CONTROL HORN
0,6x15mm. (0.024"x0.6") PLY TRAILINGEDGE
BALSA BLOCK
VERTICAL GRAIN 3 MM (0.12") BALSA
SECT. D - D'
SECT. E - E'
SECT. F - F'
SECT. G - G'
UPPER SPAR
STRUT ATTACHMENT FRONT VIEW
SLOW EPOXY GLUE
FUSELAGE
S1
S2
IMPORTANT NOTE: POSITION OF S1 AND S2 FOR EXACT STRUT ATTACHMENT
CAPSTRIP UPPER SURFACE ONLY
LEFT WING
INTERSTRUT ATTACHMENT FRONT VIEW
3 MM (0.12") PLY RENFORCEMENT
90° BEND
D1
D2
D3
D4
D5
D6
2 MM (0.08") PLY
5 MM (0.2") PLY
SECT. A - A'
(all slow epoxy glued)
A1
A2
A3
A4
SECT. B - B'
(all slow epoxy glued)
MUSIC WIRE WING PIN 5 MM (0.2") DIA.
IRON WING HOOK 2 MM (0.08") DIA.
PIPER J3 CUB - 1937- 47
1/4 SCALE RC
WING SPAN: 2680 mm. (105,5")
WING AREA: 100 DMQ. (10.76 SQ. FT.)
WEIGHT: 6/7 KG. (13/16 LBS.)
POWER: 20/35 CC. (1.20/2.00 CU. IN.) FOUR STROKE
REFERENCE SOURCE:
PAUL MATT, HISTORICAL AVIATION ALBUM
PIPER CORPORATION, J3 SERVICE MANUAL
PROJECTED AND DRAWN BY PAOLO SEVERIN
ALL RIGHT RESERVED
SECT. C - C'
W12 RIB
2 mm. (0.08") PLY
CAPSTRIP
RIGHT WING
SHEET 2 - WINGS