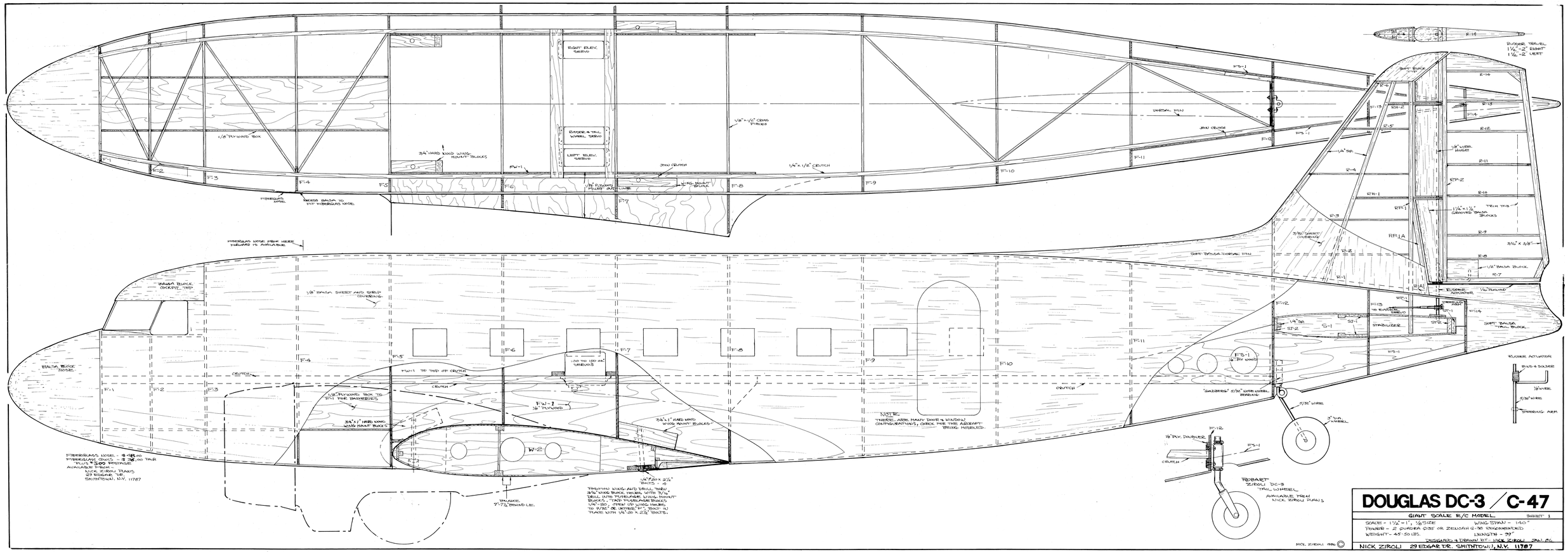

DOUGLAS DC-3 / C-47

GIANT SCALE R/C MODEL

SHEET 1

SCALE - 1 1/2" = 1', 1/8 SIZE
WING SPAN - 140"
POWER - 2 SUPERA 235 OR ZENOAH G-38 ENGINE/ATED
WEIGHT - 45-50 LBS.
LENGTH - 97"

DESIGNED & DRAWN BY - NICK ZIROLI JAN. 86

NICK ZIROLI 29 EDGAR DR. SHIRLTOWN, N.Y. 11787

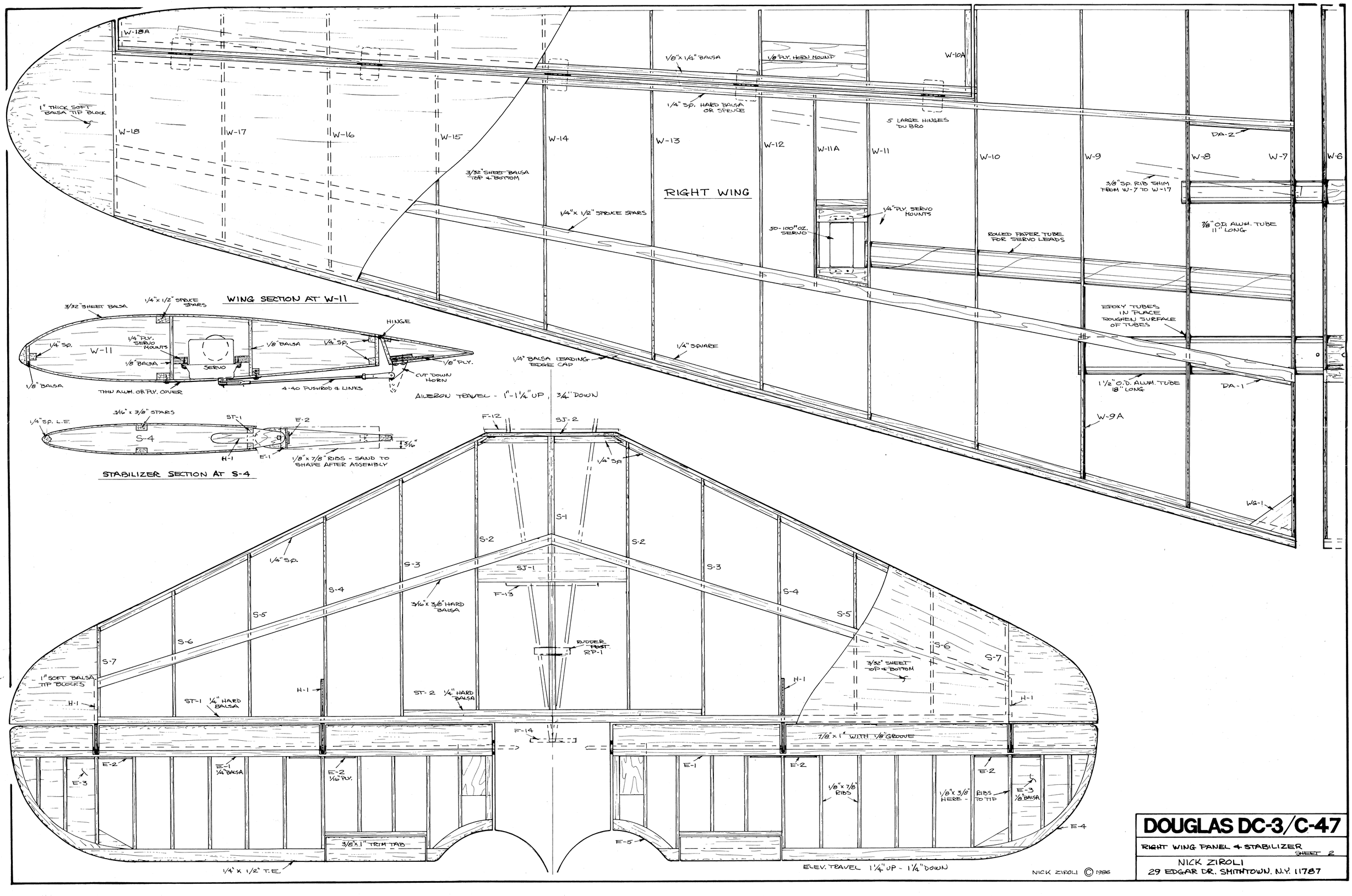
RIGHT WING
W-18A
1" THICK SOFT BALSA TIP BLOCK
W-18
W-17
W-16
W-15
W-14
W-13
W-12
W-11A
W-11
W-10A
W-10
W-9
W-8
W-7
W-6
1/8"x 1/4" BALSA
1/8" PLY. HORN MOUNT
1/4" SQ. HARD BALSA OR SPRUCE
5 LARGE HINGES DU BRO
DA-2
3/32" SHEET BALSA TOP & BOTTOM
3/8" SQ. RIB SHIM FROM W-7 TO W-17
1/4"x 1/2" SPRUCE SPARS
1/4" PLY. SERVO MOUNTS
50-100 OZ. SERVO
ROLLED PAPER TUBE FOR SERVO LEADS
7/8" O.D. ALUM. TUBE 11" LONG
EPOXY TUBES IN PLACE TOUGHEN SURFACE OF TUBES
1/4" SQUARE
1/4" BALSA LEADING EDGE CAP
1 1/2" O.D. ALUM. TUBE 18" LONG
DA-1
W-9A
WG-1
WING SECTION AT W-11
3/32" SHEET BALSA
1/4"x 1/2" SPRUCE SPARS
HINGE
1/4" SQ.
W-11
1/4" PLY. SERVO MOUNTS
1/8" BALSA
1/4" SQ.
1/8" BALSA
SERVO
1/8" PLY.
CUT DOWN HORN
1/8" BALSA
THIN ALUM. OR PLY. COVER
4-40 PUSHROD & LINKS
AILERON TRAVEL - 1"-1 1/4" UP, 3/4" DOWN
3/16" x 3/8" SPARS
1/4" SQ. L.E.
ST-1
E-2
S-4
H-1
E-1
1/8" x 7/8" RIBS - SAND TO SHAPE AFTER ASSEMBLY
3/16"
STABILIZER SECTION AT S-4
F-12
SJ-2
1/4" SQ.
S-1
S-2
S-2
1/4" SQ.
S-3
SJ-1
S-3
S-4
F-13
S-4
3/16" x 3/8" HARD BALSA
S-5
S-5
S-6
RUDDER POST RP-1
S-6
S-7
S-7
3/32" SHEET TOP & BOTTOM
1" SOFT BALSA TIP BLOCKS
H-1
H-1
H-1
H-1
ST-1 1/4" HARD BALSA
ST-2 1/4" HARD BALSA
F-14
7/8" x 1" WITH 1/8" GROOVE
E-2
E-1 1/4" BALSA
E-2 1/16" PLY.
E-1
E-2
E-2
E-3
1/8" x 7/8" RIBS
1/8" x 3/8" HERE -
RIBS TO TIP
E-3 1/8" BALSA
E-4
3/8" x 1" TRIM TAB
E-5
1/4" x 1/2" T.E.
ELEV. TRAVEL 1 1/4" UP - 1 1/4" DOWN
NICK ZIROLI © 1986
DOUGLAS DC-3/C-47
RIGHT WING PANEL & STABILIZER
SHEET 2
NICK ZIROLI
29 EDGAR DR. SMITHTOWN, N.Y. 11787

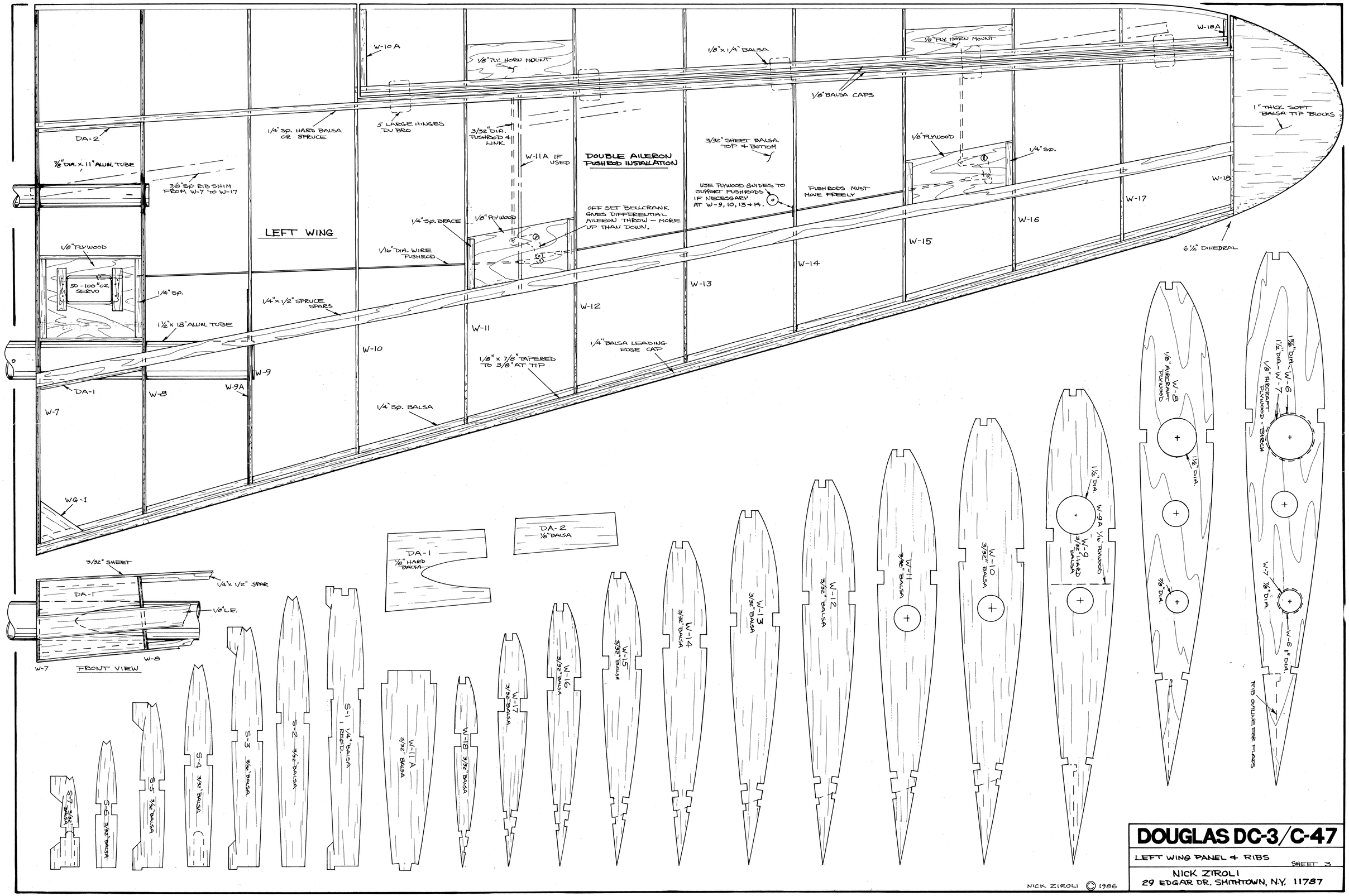

DOUGLAS DC-3/C-47

LEFT WING PANEL & RIBS

SHEET 3

NICK ZIROLI
29 EDGAR DR. SMITHTOWN, N.Y. 11787

NICK ZIROLI © 1986

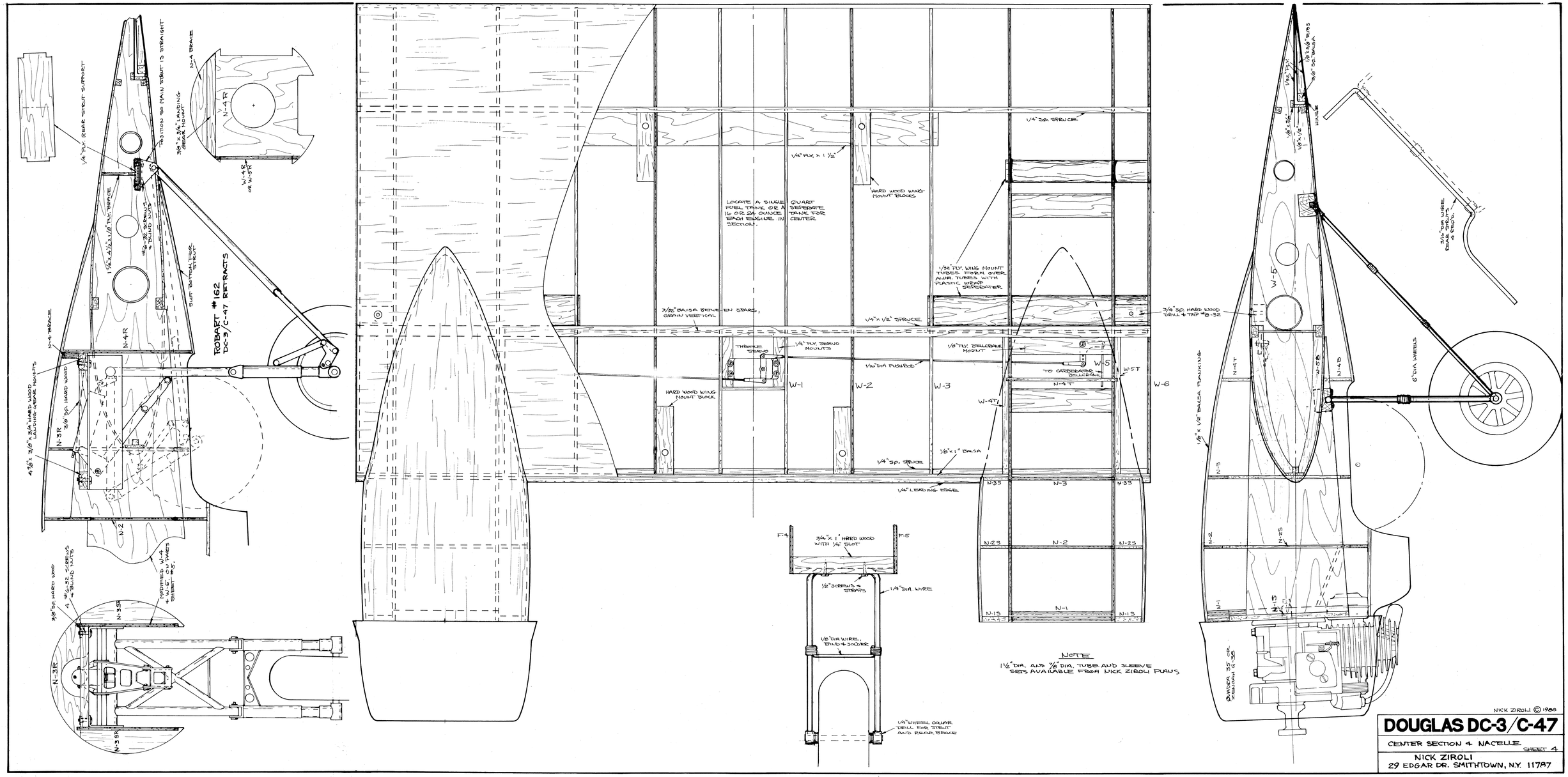
1/4" PLY. REAR STRUT SUPPORT
POSITION SO MAIN STRUT IS STRAIGHT
N-4 BRACE
3/8" x 3/4" LANDING GEAR MOUNT
N-4R
W-4R OR W-5R
1 5/8" x 4 1/2" x 1/8" PLY. BRACE
#6-32 SCREWS & BLIND NUTS
SLOT BOTTOM FOR STRUT
ROBART #162
DC-3/C-47 RETRACTS
N-4 BRACE
N-4R
4 7/8" x 3/8" x 3/4" HARD WOOD LANDING GEAR MOUNTS
3/8" SQ. HARD WOOD
N-3R
W-2
3/8" SQ. HARD WOOD
4 #6-32 SCREWS & BLIND NUTS
MODIFIED W-4 "WIRE" (SHEET 6)
N-3SR
N-3R
N-3SR
LOCATE A SINGLE QUART FUEL TANK OR A SEPERATE TANK FOR EACH ENGINE IN CENTER SECTION.
1/4" PLY. x 1 1/2"
HARD WOOD WING MOUNT BLOCKS
1/4" SQ. SPRUCE
1/32" PLY. WING MOUNT TUBES. FORM OVER ALUM. TUBES WITH PLASTIC WRAP SEPERATER
3/32" BALSA BETWEEN STARS, GRAIN VERTICAL
1/4" x 1/2" SPRUCE
THROTTLE SERVO
1/4" PLY. SERVO MOUNTS
1/8" PLY. FIREWALL MOUNT
1/16" DIA PUSHROD
TO CARBURETOR FIREWALL
W-5
W-5T
W-6
W-1
W-2
W-3
HARD WOOD WING MOUNT BLOCK
W-4T
1/8" x 1" BALSA
1/4" SQ. SPRUCE
1/4" LEADING EDGE
N-3S
N-3
N-3S
N-2S
N-2
N-2S
N-1S
N-1
N-1S
F-4
F-5
3/4" x 1" HARD WOOD WITH 1/4" SLOT
1/2" SCREWS & STRAPS
1/4" DIA. WIRE
1/8" DIA WIRE, BIND & SOLDER
1/4" WHEEL COLLAR. DRILL FOR STRUT AND REAR BRACE
NOTE
1 1/2" DIA. AND 7/8" DIA. TUBE AND SLEEVE SETS AVAILABLE FROM NICK ZIROLI PLANS
1/8" x 3/8" PLYWOOD
3/8" SQ. BALSA
1/8" TYP.
1/8" x 3/8"
1/8" x 1/2"
HINGE
3/4" DIA WIRE BRAKE STRUT & BRACE
W-5
3/4" SQ. HARD WOOD DRILL & TAP #8-32
6" DIA WHEELS
1/8" x 1/2" BALSA PLANKING
N-4T
N-4B
N-3
N-2
N-2S
N-1
N-1S
DANDEA 35" CIR. KENDALL G-38
NICK ZIROLI © 1986
DOUGLAS DC-3/C-47
CENTER SECTION & NACELLE
SHEET 4
NICK ZIROLI
29 EDGAR DR. SMITHTOWN, N.Y. 11787

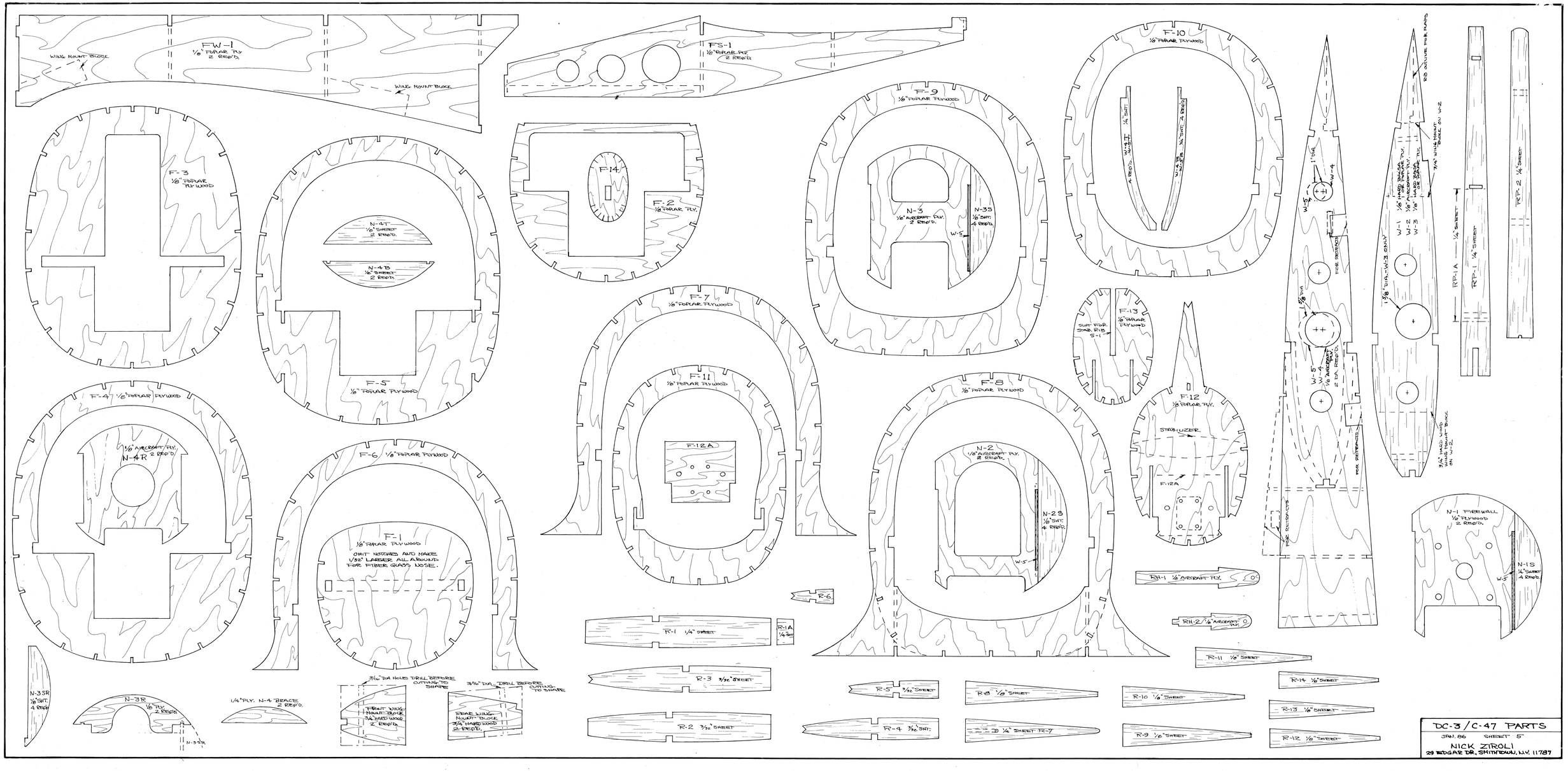
F-W-1
1/8" POPLAR PLY
2 REQ'D.
WING MOUNT BLOCK
WING MOUNT BLOCK
F-S-1
1/8" POPLAR PLY
2 REQ'D.
F-10
1/8" POPLAR PLYWOOD
W-6-T
1/4" SHT.
4 REQ'D.
W-6-B
1/4" SHT.
4 REQ'D.
F-3
1/8" POPLAR PLYWOOD
F-14
F-2
1/8" POPLAR PLY.
F-9
1/8" POPLAR PLYWOOD
N-3
1/8" AIRCRAFT PLY.
2 REQ'D.
N-3S
1/8" SHT.
4 REQ'D.
W-5
N-4T
1/8" SHEET
2 REQ'D.
N-4B
1/8" SHEET
2 REQ'D.
F-5
1/8" POPLAR PLYWOOD
F-7
1/8" POPLAR PLYWOOD
F-11
1/8" POPLAR PLYWOOD
F-12A
F-13
1/8" POPLAR PLYWOOD
SUIT FOR STAB. RIB S-1
F-12
1/8" POPLAR PLY.
STABILIZER
F-12A
F-8
1/8" POPLAR PLYWOOD
N-2
1/8" AIRCRAFT PLY.
2 REQ'D.
N-2S
1/8" SHT.
4 REQ'D.
W-5
F-47
1/8" POPLAR PLYWOOD
1/8" AIRCRAFT PLY.
N-4R 2 REQ'D.
F-6
1/8" POPLAR PLYWOOD
F-1
1/8" POPLAR PLYWOOD
OMIT NOTCHES AND MAKE 1/32" LARGER ALL AROUND FOR FIBER GLASS LOSSE.
W-4
1" DIA.
W-5
5/8" DIA.
W-5
FOR CONTACTS
FOR CONTACTS
W-1
W-2
W-3
1/8" DIA. W-3 ONLY
1/8" HARD BALSA
1/8" PLYWOOD
1/8" HARD BALSA
1/8" PLYWOOD
1/8" HARD BALSA
3/4" HARD WOOD ON WING MOUNT BLOCK ON W-1
RD. OUTLINE FOR PLANK
3/4" WING MOUNT BLOCK ON W-2
RP-1A 1/4" SHEET
RP-1 1/4" SHEET
RP-2 1/4" SHEET
N-1 FIREWALL
1/8" PLYWOOD
2 REQ'D.
N-1S
1/4" SHEET
4 REQ'D.
W-5
RH-1 1/8" AIRCRAFT PLY.
RH-2 1/8" AIRCRAFT PLY.
R-6
R-1 1/4" SHEET
R-1A 1/4" SHT.
R-3 3/32" SHEET
R-2 3/32" SHEET
R-5 3/32" SHEET
R-4 3/32" SHT.
R-8 1/8" SHEET
D 1/4" SHEET R-7
R-10 1/8" SHEET
R-9 1/8" SHEET
R-11 1/8" SHEET
R-14 1/8" SHEET
R-13 1/8" SHEET
R-12 1/8" SHEET
N-3SR
1/8" SHT.
4 REQ'D.
N-3R
1/8" PLY.
2 REQ'D.
N-3SR
1/4" PLY. N-4 BRACE
2 REQ'D.
3/16" DIA HOLES DRILL BEFORE CUTTING TO SHAPE
FRONT WING MOUNT BLOCK
3/4" HARD WOOD
2 REQ'D.
3/16" DIA. DRILL BEFORE CUTTING TO SHAPE
REAR WING MOUNT BLOCK
3/4" HARD WOOD
2 REQ'D.
DC-3/C-47 PARTS
JAN. 86
SHEET 5
NICK ZIROLI
29 EDGAR DR., SMITHTOWN, N.Y. 11787