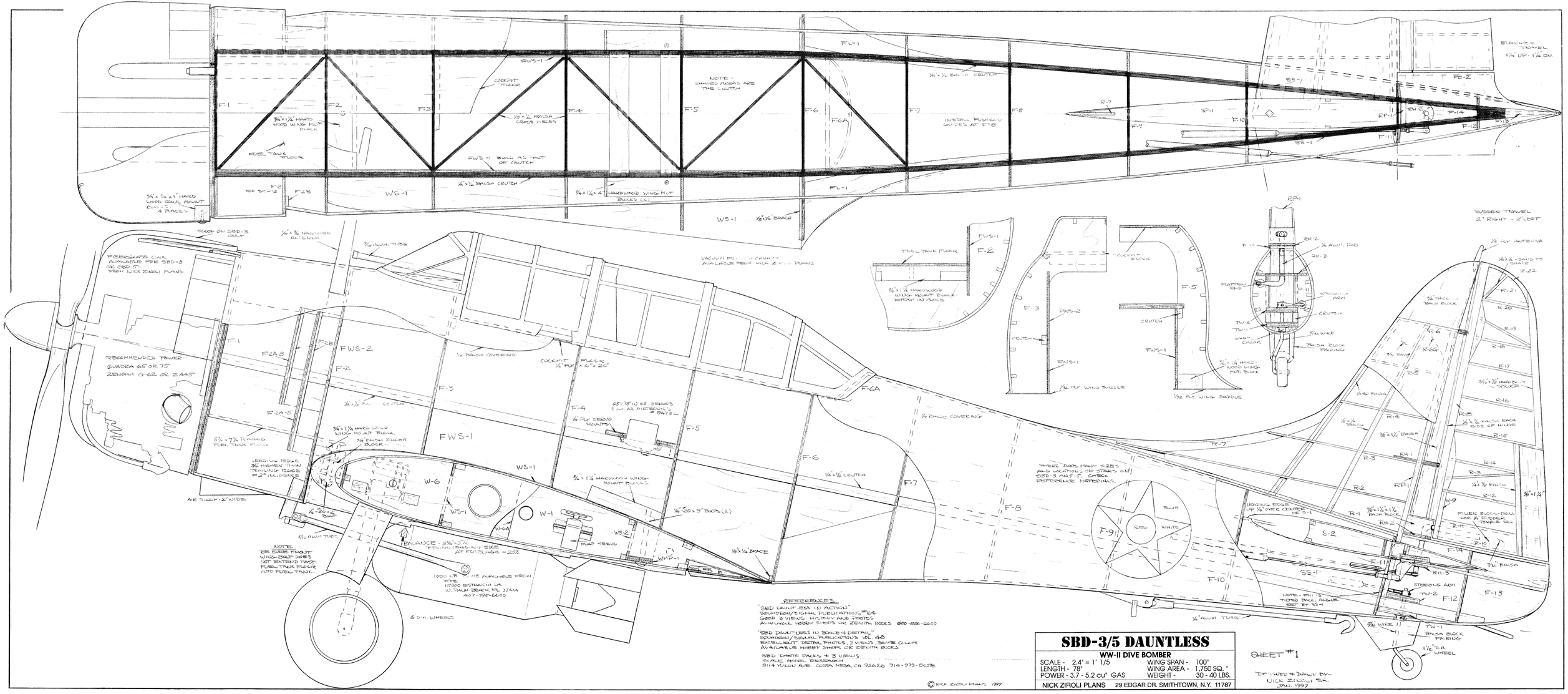
ELEVATOR TRAVEL
1/4" UP - 1/4" DN
RUDDER TRAVEL
2" RIGHT - 2" LEFT
COCKPIT FLOOR
NOTE: SHADED AREAS ARE THE CRUTCH
INSTALL PUSHROD GUIDES AT F-8
3/4" x 1/4" HARD WOOD WING MUT BLOCK
1/8" x 1/2" BALSA CROSS PIECES
FUEL TANK FLOOR
FWS-1 BUILD AS PART OF CRUTCH
1/4" x 1/2" BALSA CRUTCH
3/4" x 1/4" x 4" HARDWOOD WING MUT BLOCKS (2)
1/8" x 1/8" BRACE
3/4" x 1/4" x 1" HARD WOOD COWL MOUNT BLKS - 4 PLACES
SCOOP ON SBD-3 ONLY
1/4" x 3/8" HARDWOOD ANTENNA
3/8" ALUM. TUBE
FIBERGLASS COWL AVAILABLE FOR SBD-3 OR SBD-5 FROM NICK ZIROLI PLANS
RECOMMENDED POWER
QUADRA 65 OR 75
ZENOAH G-62 OR Z 445
1/8" BALSA COVERING
COCKPIT FLOOR 1/8" PLY x 6" x 20"
5 1/4" x 7 1/4" PLYWOOD FUEL TANK FLOOR
LEADING EDGE 3/8" HIGHER THAN TRAILING EDGE = 2° INCIDENCE
3/4" x 1 1/4" HARD WOOD WING MOUNT BLOCK
3/4" BALSA FILLER BLOCK
65-75 IN OZ SERVOS (SUN AS ALTERNATE) # 9473
1/4" PLY SERVO MOUNTS
3/4" x 1 1/4" HARDWOOD WINGS MOUNT BLOCKS
1/4" x 20 x 3" BOLTS (2)
AIR SCOOP - 2" WIDE
1/4" x 20 x 2" BOLT
3/8" ALUM TUBE
NOTE: BE SURE FINGER WING BOLT DOES NOT EXTEND PAST FUEL TANK FLOOR INTO FUEL TANK.
BALANCE - 3 3/4" - 5 1/4" TRAILING EDGE AT FUSELAGE = 25%
100 LB ⊕ AVAILABLE FROM PITE 15300 ESTANCIA LA W. PALM BEACH, FL 33414 407-795-6660
6 DIA. WHEELS
VACUUM FORMED CANOPY AVAILABLE FROM NICK ZIROLI PLANS
TWO PIECE MAIN SPARS ON SBD-3 AND 5. CHECK REFERENCE MATERIALS.
BLUE
RED
WHITE
LEADING EDGE UP 1/8" OVER CENTER OF S-1
1/8" x 1 1/2" x 1 1/2" PAIR BLOCK
INNER BLOCK - DRILL FOR 1/4" RUDDER TONGUE DOWN
STABILIZER ARM
NOTE: FIG. 11 IS TRIMED BACK ALIGNED WITH SS-1
1/4" ALUM TUBE
5/16" WIRE
TW-1
BALSA BLOCK PAINTING
1 1/2" DIA. WHEEL
1/8" PLY AUTENNA
1/8" x 1/4" - SAND TO SHAPE
3/8" THICK BALSA BLOCK
1/8" x 1/8" BALSA EACH SIDE OF HINGE
1/8" x 1 1/2" BALSA
1/8" x 1/8" BRACE
1/4" x 1/2" BALSA
3/8" x 1/4" HARD WOOD WING MOUNT BLOCK
1/32" PLY WING SADDLE
FLATTEN 30-D
5/32" WIRE
BALSA BLOCK PAINTING
1/4" x 1 1/4" HARD WOOD WING MUT BLOCK
1/8" PLY WING SADDLE
1/8" BALSA COVERING
CRUTCH
REFERENCES
"SBD DAUNTLESS IN ACTION" SQUADRON/SIGNAL PUBLICATIONS #64 GOOD 3 VIEWS, HISTORY AND PHOTOS AVAILABLE HOBBY SHOPS OR ZENITH BOOKS 800-826-6600
"SBD DAUNTLESS IN SCALE & DETAIL" SQUADRON/SIGNAL PUBLICATIONS VOL 48 EXCELLENT DETAIL PHOTOS, 2 VIEWS, SOME COLOR AVAILABLE HOBBY SHOPS OR ZENITH BOOKS
SBD PHOTO PACKS 4 & 3 VIEWS SCALE MODEL RESEARCH 3114 YUKON AVE. COSTA MESA, CA 92626 714-979-8658
© NICK ZIROLI PLANS 1997
SBD-3/5 DAUNTLESS
WW-II DIVE BOMBER
SCALE - 2.4" = 1' 1/5
LENGTH - 78"
POWER - 3.7 - 5.2 cu" GAS
WING SPAN - 100"
WING AREA - 1,750 SQ."
WEIGHT - 30 - 40 LBS.
NICK ZIROLI PLANS 29 EDGAR DR. SMITHTOWN, N.Y. 11787
SHEET #1
DESIGNED & DRAWN BY NICK ZIROLI SR. JAN. 1997

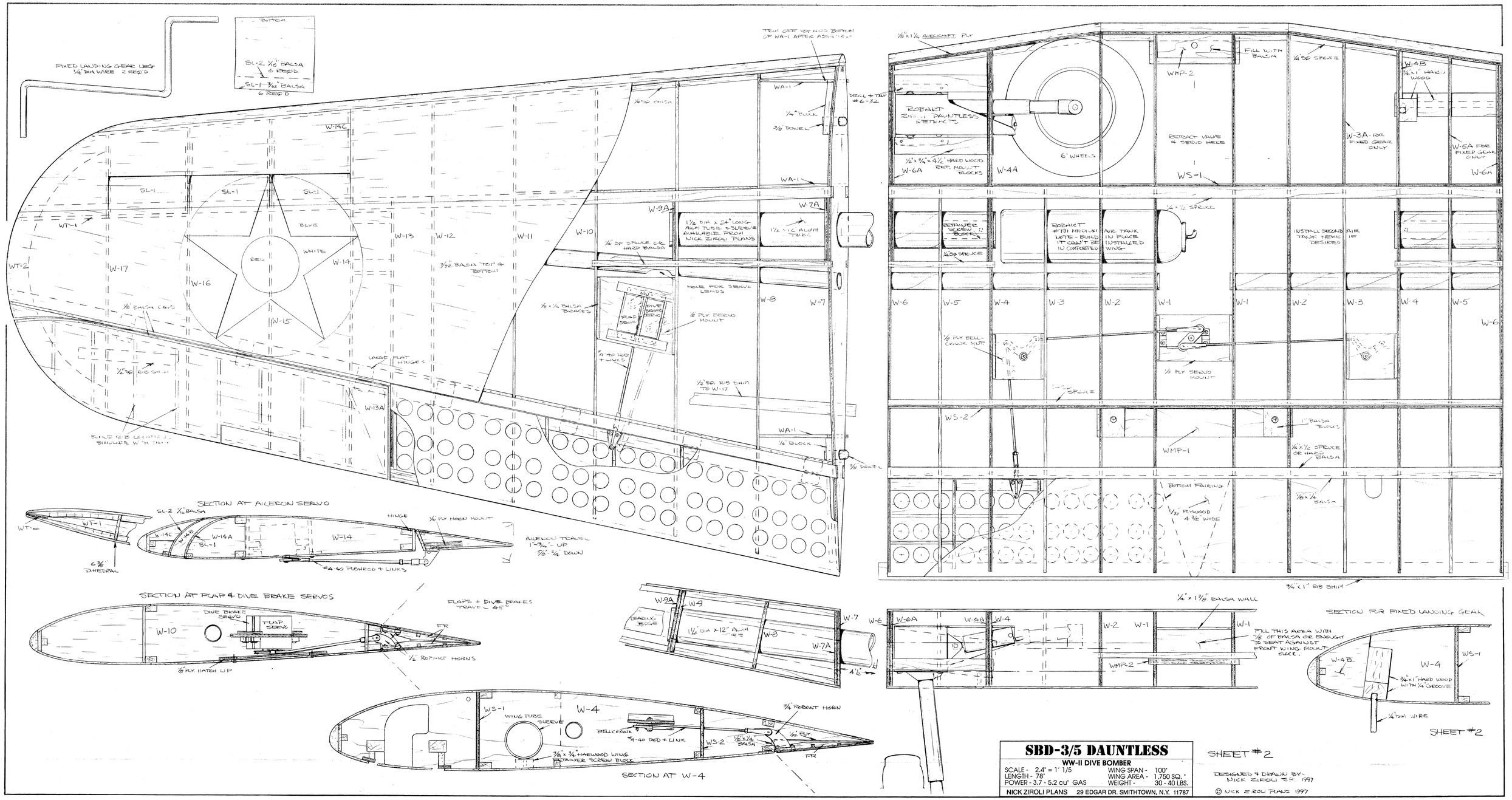
FIXED LANDING GEAR LEG 1/4" DIA WIRE 2 REQ'D
BOTTOM
SL-2 1/16" BALSA 6 REQ'D
SL-1 3/32" BALSA 6 REQ'D
TRIM OFF TOP AND BOTTOM OF WA-1 AFTER ASSEMBLY
DRILL + TAP #6-32
1/8" x 1 1/4" AIRCRAFT PLY
1/4" SQ SPRUCE
WA-1
1/4" BLOCK
3/8" DOWEL
W-14C
SL-1
WT-1
BLUE
WHITE
RED
W-14
W-16
W-15
W-17
WT-2
W-13
W-12
W-11
W-10
W-9A
W-7A
1 1/2" DIA x 24" LONG ALUM TUBE + SLEEVE AVAILABLE FROM NICK ZIROLI PLANS
1 1/2" x 12" ALUM TUBE
1/4" SQ SPRUCE OR HARD BALSA
3/32" BALSA TOP & BOTTOM
HOLE FOR SERVO LEADS
1/8" x 1/4" BALSA BRACES
FLAP SERVO
DIVE BRAKE SERVO
1/8" PLY SERVO MOUNT
#4-40 ROD + LINKS
1/8" BALSA CAPS
LARGE FLAT HINGES
1/2" SQ. RIB SHIM TO W-17
W-8
W-7
W-13A
WA-1
1/4" BLOCK
3/8" DOWEL
SECTION AT AILERON SERVO
SL-2 1/16" BALSA
WT-1
W-14C
W-14A
SL-1
W-14
HINGE
1/8" PLY HORN MOUNT
#4-40 PUSHROD + LINKS
6 3/8" DIHEDRAL
AILERON TRAVEL 1"-3/4" - UP 5/8"-3/4" DOWN
SECTION AT FLAP & DIVE BRAKE SERVOS
DIVE BRAKE SERVO
FLAP SERVO
W-10
FR
1/2" ROBART HORNS
1/8" PLY. HATCH LIP
FLAPS + DIVE BRAKES TRAVEL - 45°
W-9A
W-9
LEADING EDGE
1 1/2" DIA x 12" ALUM TUBE
W-8
W-7
W-7A
4 1/2"
WS-1
W-4
WING TUBE SLEEVE
BELLCRANK
#4-40 ROD + LINK
WS-2
1/2" x 1/2" BALSA
3/4" ROBART HORN
1/2" PLY
FR
3/8" x 3/4" HARDWOOD WING RETAINER SCREW BLOCK
SECTION AT W-4
1/8" x 1 1/4" AIRCRAFT PLY
WMP-2
FILL WITH BALSA
1/4" SQ SPRUCE
W-4B
3/4" x 1" HARD WOOD
ROBART ZIROLI DAUNTLESS RETRACT
6" WHEEL
RETRACT VALVE & SERVO HOLE
W-3A - FOR FIXED GEAR ONLY
W-5A FOR FIXED GEAR ONLY
1/2" x 3/4" x 4 1/2" HARD WOOD RET. MOUNT BLOCKS
W-6A
W-4A
WS-1
1/2" x 1/2" SPRUCE
RETAINER SCREW BLOCK
ROBART #191 MEDIUM LATE - BUILD IT CAN'T BE IN COMPLETED WING
AIR TANK IN PLACE INSTALLED WING
INSTALL SECOND TANK HERE IF DESIRED
1/4" SQ SPRUCE
W-6
W-5
W-4
W-3
W-2
W-1
1/8" PLY BELL-CRANK MOUNT
1/8" PLY SERVO MOUNT
SPRUCE
WS-2
1" BALSA BLOCKS
WMP-1
1/4" x 1/2" SPRUCE OR HARD BALSA
BOTTOM FAIRING
1/32" PLYWOOD 4 3/8" WIDE
1/8" x 1/4" BALSA
3/4" x 1" RIB SHIM
1/4" x 1 3/8" BALSA WALL
FILL THIS AREA WITH 1/8" OF BALSA OR ENOUGH TO SEAT AGAINST FRONT WING MOUNT BLOCK.
SECTION FOR FIXED LANDING GEAR
W-4B
W-4
WS-1
3/4" x 1" HARD WOOD WITH 1/4" GROOVE
1/4" DIA WIRE
SHEET #2
SBD-3/5 DAUNTLESS
WW-II DIVE BOMBER
SCALE - 2.4" = 1' 1/5
LENGTH - 78"
POWER - 3.7 - 5.2 cu' GAS
WING SPAN - 100"
WING AREA - 1,750 SQ."
WEIGHT - 30 - 40 LBS.
NICK ZIROLI PLANS 29 EDGAR DR. SMITHTOWN, N.Y. 11787
SHEET #2
DESIGNED & DRAWN BY - NICK ZIROLI T.F. 1997
© NICK ZIROLI PLANS 1997

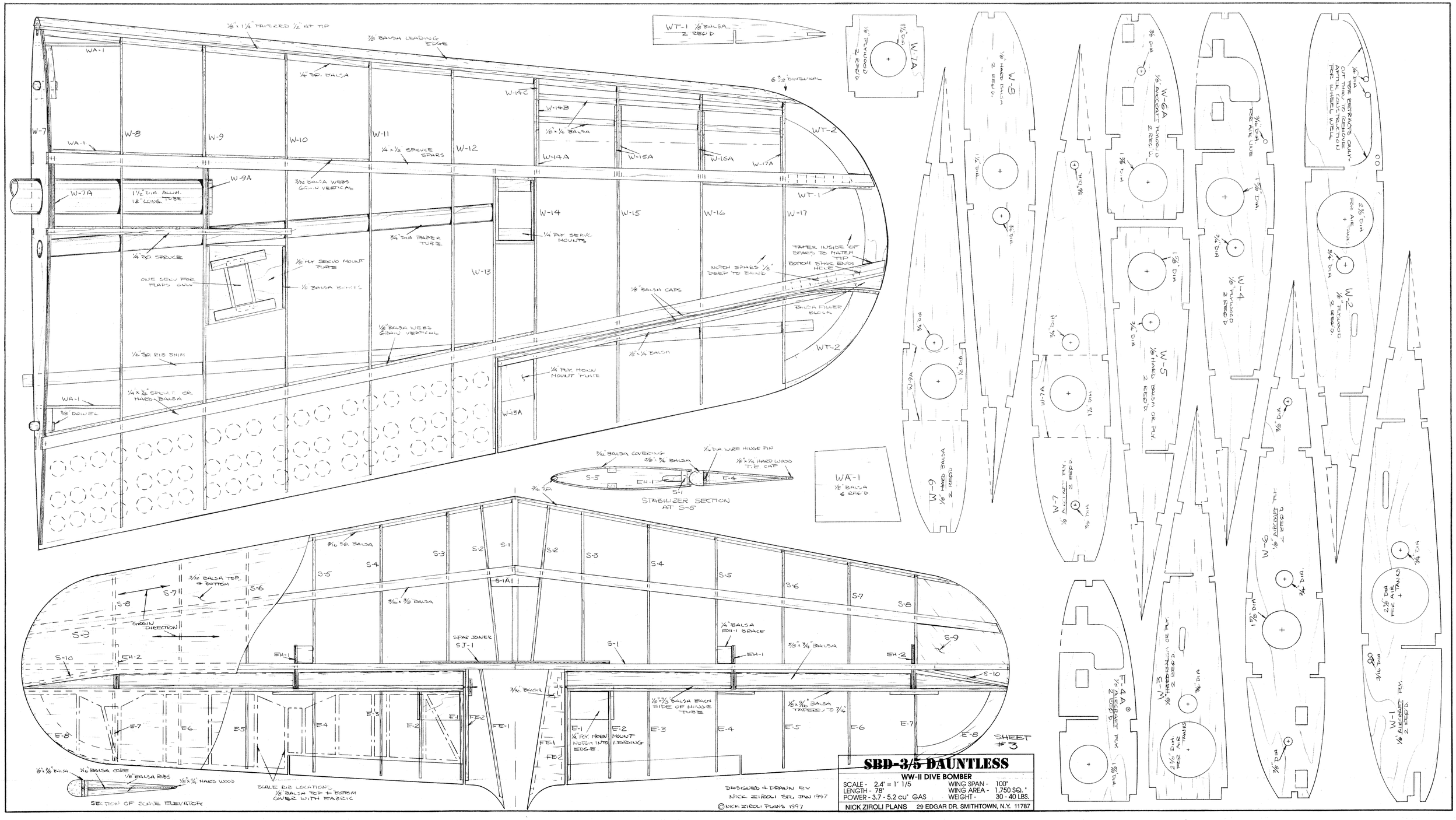
1/8" x 1 1/4" TAPERED 1/2" AT TIP
3/8 BALSA LEADING EDGE
WT-1 1/8" BALSA 2 REQ'D
1/8" PLYWOOD 2 REQ'D
1 1/2" DIA
W-7A
1/4" SQ. BALSA
6 3/8" DIA INTERVAL
W-14C
W-14B
1/8" x 1/4" BALSA
WT-2
W-7
W-8
W-9
W-10
W-11
W-12
W-14A
W-15A
W-16A
W-17A
WA-1
1/4 x 1/2 SPRUCE SPARS
3/32 BALSA WEBS GRAIN VERTICAL
W-9A
1 1/2" DIA ALUM. 12" LONG TUBE
WT-1
W-14
W-15
W-16
W-17
3/4" DIA PAPER TUBE
1/4 PLY SERV. MOUNTS
1/4" SQ SPRUCE
1/8" MY SERVO MOUNT PLATE
ONE SERV FOR FLAPS ONLY
1/8 BALSA BLOCKS
W-13
TAPER INSIDE OF SPARS TO MATCH TIP
NOTCH SPARS 1/8" DEEP TO BEND
BOTTOM STRIP ENDS HERE
1/8" BALSA CAPS
BALSA FILLER BLOCK
1/8" BALSA WEBS GRAIN VERTICAL
1/2" SQ. RIB SHIM
1/8 x 1/8 BALSA
WT-2
1/4 PLY HORN MOUNT PLATE
1/4 x 1/2" SPRUCE OR HARD BALSA
W-13A
3/8 DOWEL
3/32 BALSA COVERING
3/8" x 3/8" BALSA
1/16 DIA WIRE HINGE PIN
1/8" x 1/4 HARD WOOD T.E. CAP
S-5
EH-1
E-4
S-1
3/16 SQ.
STABILIZER SECTION AT S-5
WA-1
1/8" BALSA 6 REQ'D
W-9
1/8" HARD BALSA 2 REQ'D
W-8
1/8" HARD BALSA 2 REQ'D.
1 1/2" DIA
3/4" DIA
W-9A
1 1/2" DIA
W-7A
1 1/2" DIA
W-6A
1/8" AIRCRAFT PLYWOOD 2 REQ'D.
3/8 DIA
1 3/8" DIA
W-5
1/8" HARD BALSA OR PLY 2 REQ'D.
1 3/8" DIA
3/4" DIA
W-7
1/8" AIRCRAFT PLY. 2 REQ'D
3/8" DIA
3/4" DIA. TRE AIR LINE
1 3/8" DIA.
3/4" DIA
W-4
1/8" PLYWOOD 2 REQ'D
3/8" DIA
1/4" DIA FOR RETRACTS ONLY. CUT THRU TO REMOVE AFTER CONSTRUCTION FOR WHEEL WELL
2 1/8" DIA FOR AIR TANK
3/4" DIA
W-2
1/8" PLYWOOD 2 REQ'D.
3/8" DIA
F-4A
1/8" AIRCRAFT PLY 2 REQ'D
1 3/8" DIA
W-13
1/8" HARDBALSA OR PLY 2 REQ'D
3/4" DIA
2 1/2" DIA FOR AIR + TANKS
W-6
1/8" AIRCRAFT PLY. 2 REQ'D
1 3/8" DIA
3/4" DIA
3/8" DIA
2 1/8" DIA FOR AIR + TANKS
3/4" DIA
3/16" DIA
W-1
1/8" AIRCRAFT PLY. 2 REQ'D
3/32 SQ. BALSA
S-4
S-3
S-2
S-1
S-2
S-3
S-4
S-5
S-6
S-7
S-8
S-9
S-10
3/32 BALSA TOP + BOTTOM
S-5
S-6
S-7
S-8
S-9
S-10
S-1A
3/32 x 3/8 BALSA
GRAIN DIRECTION
SPAR JOINER SJ-1
S-1
1/4" BALSA EH-1 BRACE
EH-1
EH-2
EH-1
EH-2
5/8 x 3/4" BALSA
3/16" BALSA
1/8 x 3/8" BALSA EACH SIDE OF HINGE TUBE
1/8 x 3/16" BALSA TAPERED TO 7/16
E-8
E-7
E-6
E-5
E-4
E-3
E-2
FE-2
FE-1
FE-1
FE-2
E-1
1/4" PLY. HORN MOUNT NOTCH INTO LEADING EDGE.
E-2
E-3
E-4
E-5
E-6
E-7
E-8
1/8" x 1/8" BALSA
1/16 BALSA CORE
1/8" BALSA RIBS
1/8" x 1/4" HARD WOOD
SECTION OF SCALE ELEVATOR
SCALE RIB LOCATIONS
1/8" BALSA TOP + BOTTOM COVER WITH FABRIC
DESIGNED & DRAWN BY
NICK ZIROLI SR. JAN 1997
©NICK ZIROLI PLANS 1997
SHEET #3
SBD-3/5 DAUNTLESS
WW-II DIVE BOMBER
SCALE - 2.4" = 1' 1/5
LENGTH - 78"
POWER - 3.7 - 5.2 cu" GAS
WING SPAN - 100"
WING AREA - 1,750 SQ."
WEIGHT - 30 - 40 LBS.
NICK ZIROLI PLANS 29 EDGAR DR. SMITHTOWN, N.Y. 11787

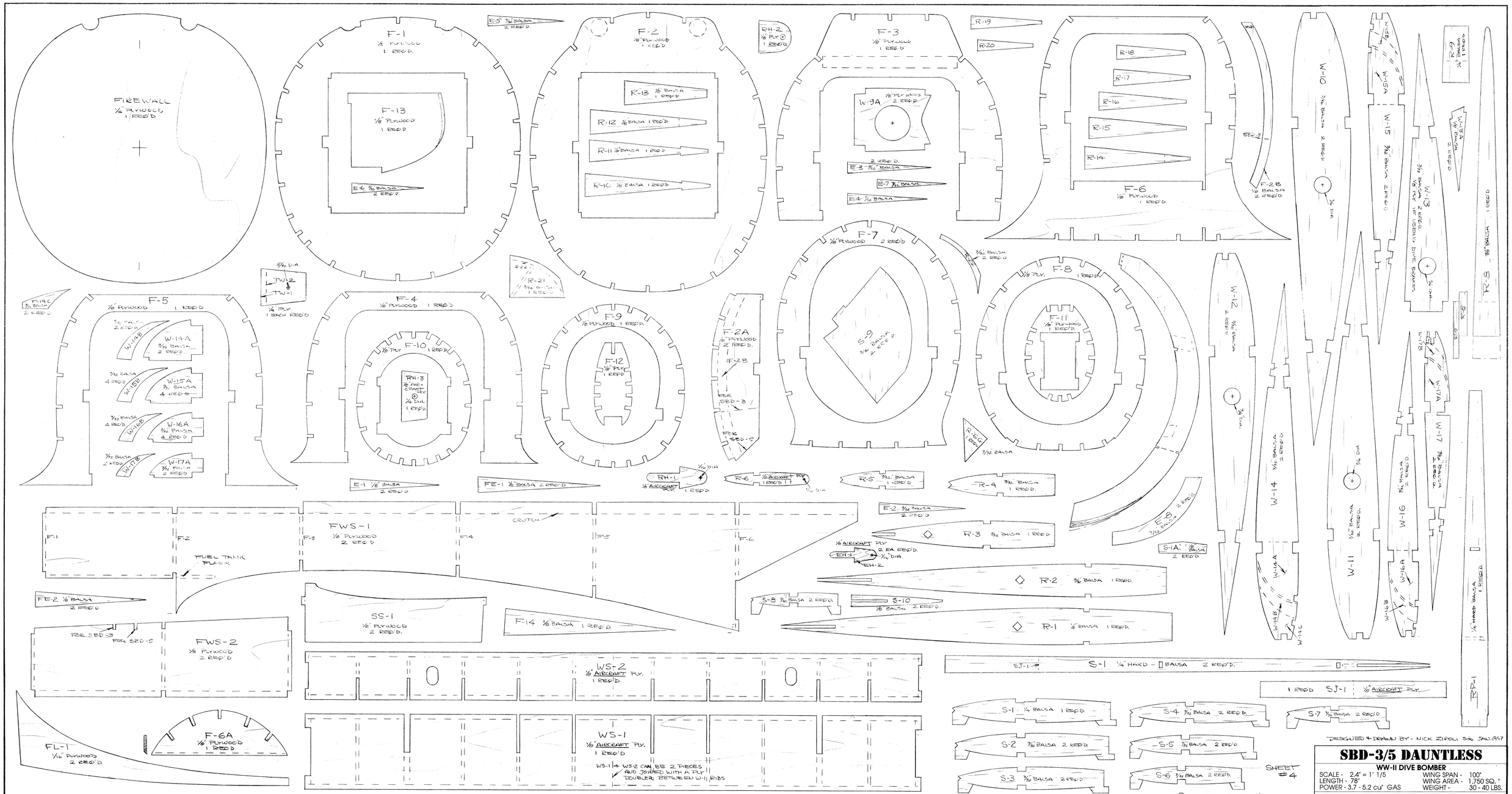
FIREWALL
1/8" PLYWOOD
1 REQ'D
F-1
1/8" PLYWOOD
1 REQ'D.
F-13
1/8" PLYWOOD
1 REQ'D
E-6 3/32 BALSA
2 REQ'D
E-5 3/32 BALSA
2 REQ'D.
F-2
1/8" PLYWOOD
1 REQ'D
R-13 1/8 BALSA
1 REQ'D
R-12 1/8 BALSA 1 REQ'D
R-11 1/8 BALSA 1 REQ'D.
R-10 1/8 BALSA 1 REQ'D
RH-2
1/8 PLY
1 REQ'D
F-3
1/8" PLYWOOD
1 REQ'D
W-9A
1/8 PLY WOOD
2 REQ'D
2 REQ'D
E-3 3/32 BALSA
E-7 3/32 BALSA
E-4 3/32 BALSA
R-19
R-20
R-18
R-17
R-16
R-15
R-14
F-6
1/8" PLYWOOD
1 REQ'D.
F-2B
1/8 BALSA
2 REQ'D
W-10
3/32" BALSA 2 REQ'D
3/8 DIA.
W-15A
1/8" BALSA
W-15
3/32" BALSA 2 REQ'D
W-13A
1/8 BALSA
2 REQ'D
W-13
3/32" BALSA 2 REQ'D.
1/8" PLY 1F (BELLY DIVE BRAKES)
3/8 DIA
R-9
1/8" PLY
1 REQ'D
R-8
3/8" BALSA
1 REQ'D
R-7
3/32 BALSA
1 REQ'D
5/32 DIA.
TW-2
TW-1
1/8 PLY
1 EACH REQ'D
R-21
3/32 BALSA
1 REQ'D
F-19C
3/32 BALSA
2 REQ'D.
F-5
1/8" PLYWOOD
1 REQ'D
3/32 BALSA
2 REQ'D
W-14B
W-14A
3/32 BALSA
2 REQ'D
3/32 BALSA
4 REQ'D
W-15B
W-15A
3/32 BALSA
4 REQ'D
3/32 BALSA
4 REQ'D
W-16B
W-16A
3/32 BALSA
4 REQ'D
3/32 BALSA
2 REQ'D
W-17B
W-17A
3/32 BALSA
2 REQ'D
F-4
1/8" PLYWOOD
1 REQ'D
F-10
1/8 PLY
1 REQ'D
RH-3
1/8 AIRCRAFT PLY
3/8 DIA.
1 REQ'D.
F-9
1/8" PLYWOOD
1 REQ'D.
F-12
1/8" PLY
1 REQ'D
F-2A
1/8" PLYWOOD
2 REQ'D.
IF-2B
FOR SBD-3
FOR SBD-5
F-7
1/8" PLYWOOD
2 REQ'D
S-9
3/32 BALSA
2 REQ'D
3/32 BALSA
2 REQ'D
R-6B
1/8 BALSA
3/32 BALSA
F-8
1/8 PLY.
1 REQ'D
F-11
1/8" PLYWOOD
1 REQ'D.
W-12
3/32 BALSA
2 REQ'D
3/8 DIA.
W-14
3/32 BALSA
2 REQ'D
W-14A
W-14B
W-14C
W-11
3/32" BALSA
2 REQ'D.
3/8 DIA
W-16
3/32 BALSA
2 REQ'D
W-16A
W-16B
W-17
3/32 BALSA
2 REQ'D
W-17A
W-17B
E-8
3/32 BALSA
2 REQ'D
S-1A
1/8 BALSA
2 REQ'D
E-1 1/8 BALSA
2 REQ'D
FE-1 1/8 BALSA 2 REQ'D
RH-1
1/16 DIA
1/8 AIRCRAFT PLY
1 REQ'D
R-6
1/8 AIRCRAFT PLY
1 REQ'D
1/16 DIA
R-5
3/32" BALSA
1 REQ'D
R-4
3/32 BALSA
1 REQ'D.
E-2 3/32 BALSA
2 REQ'D
R-3
3/32 BALSA 1 REQ'D
1/8 AIRCRAFT PLY
EH-1
2 EA. REQ'D.
1/16 DIA
EH-2
R-2
3/32 BALSA 1 REQ'D.
S-5 1/8 BALSA 2 REQ'D.
S-10
1/8" BALSA 2 REQ'D.
R-1
1/8" BALSA 1 REQ'D.
F-1
F-2
FUEL TANK FLOOR
FWS-1
1/8" PLYWOOD
2 REQ'D
F-3
F-4
F-5
F-6
CRUTCH
FE-2 1/8 BALSA
2 REQ'D
SS-1
1/8" PLYWOOD
2 REQ'D.
F-14 1/8 BALSA 1 REQ'D
FOR SBD-3
FOR SBD-5
FWS-2
1/8 PLYWOOD
2 REQ'D
WS-2
1/8 AIRCRAFT PLY.
1 REQ'D
WS-1
1/8 AIRCRAFT PLY.
1 REQ'D
WS-1 & WS-2 CAN BE 2 PIECES AND JOINED WITH A PLY DOUBLER BETWEEN W-11 RIBS
FL-1
1/16" PLYWOOD
2 REQ'D
F-6A
1/8" PLYWOOD
1 REQ'D
SJ-1
S-1 1/4" HARD - BALSA 2 REQ'D.
1 REQ'D SJ-1 1/8 AIRCRAFT PLY
S-1 1/4 BALSA 1 REQ'D
S-2 3/32 BALSA 2 REQ'D
S-3 3/32 BALSA 2 REQ'D
S-4 3/32 BALSA 2 REQ'D.
S-5 3/32 BALSA 2 REQ'D.
S-6 3/32 BALSA 2 REQ'D.
S-7 3/32 BALSA 2 REQ'D.
RP-1
1/4" HARD BALSA
1 REQ'D
DESIGNED & DRAWN BY - NICK ZIROLI SR. JAN. 1997
SBD-3/5 DAUNTLESS
WW-II DIVE BOMBER
SCALE - 2.4" = 1' 1/5
LENGTH - 78"
POWER - 3.7 - 5.2 cu' GAS
WING SPAN - 100"
WING AREA - 1,750 SQ. "
WEIGHT - 30 - 40 LBS.
SHEET #4
© NICK ZIROLI PLANS 1997
NICK ZIROLI PLANS 29 EDGAR DR. SMITHTOWN, N.Y. 11787

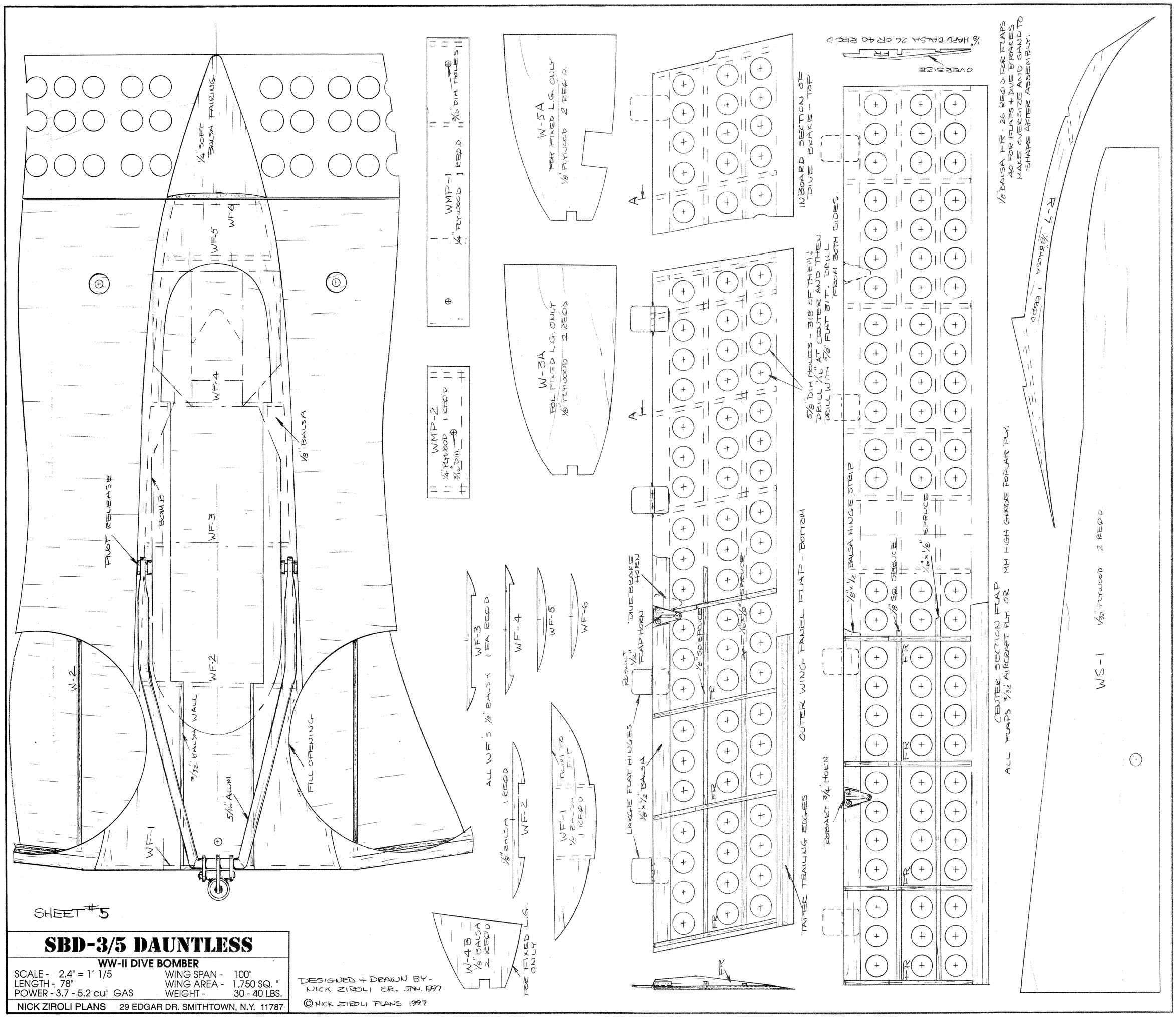

SHEET #5

SBD-3/5 DAUNTLESS

WW-II DIVE BOMBER

SCALE - 2.4" = 1' 1/5	WING SPAN - 100"
LENGTH - 78"	WING AREA - 1,750 SQ. "
POWER - 3.7 - 5.2 cu" GAS	WEIGHT - 30 - 40 LBS.

NICK ZIROLI PLANS 29 EDGAR DR. SMITHTOWN, N.Y. 11787

DESIGNED & DRAWN BY - NICK ZIROLI SR. JAN. 1997

© NICK ZIROLI PLANS 1997