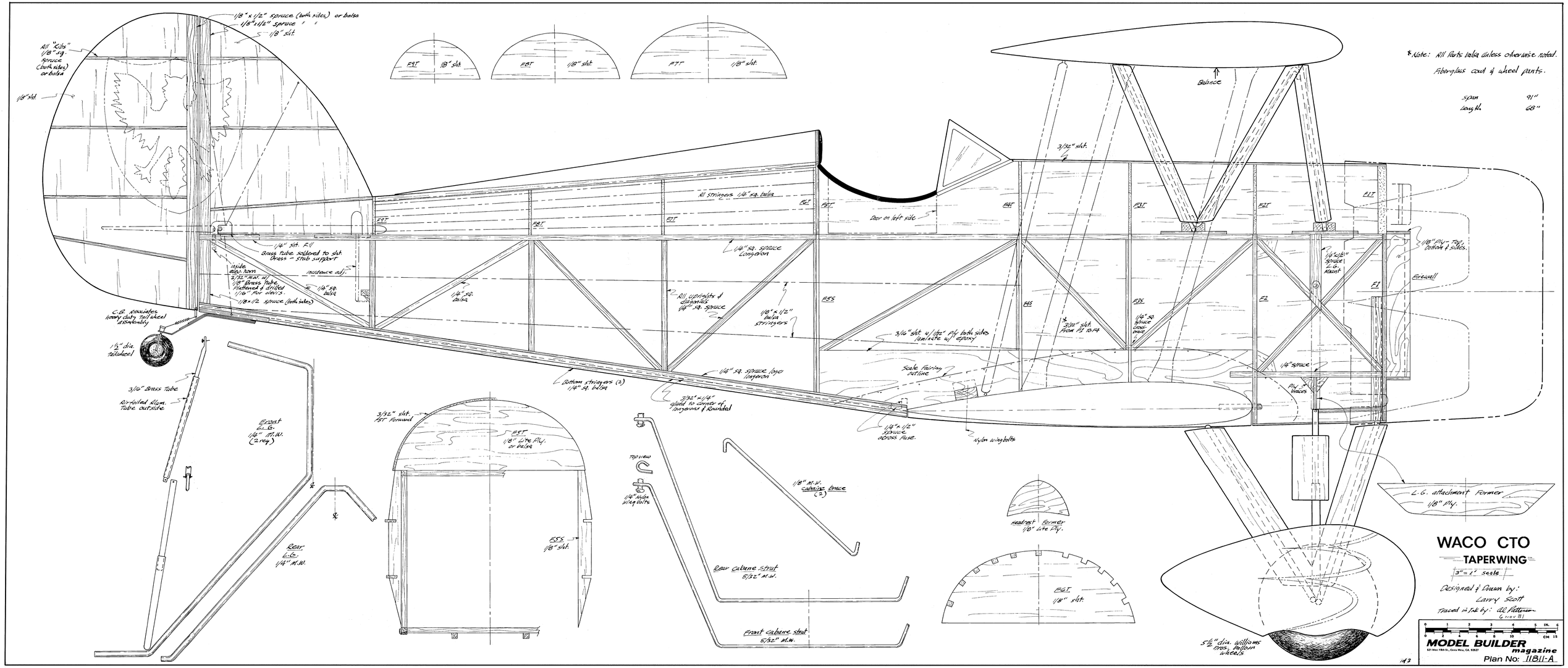
*Note: All Parts balsa unless otherwise noted.
Fiberglass cowl & wheel pants.
Span 91"
Length 68"
1/8" x 1/2" spruce (both sides) or balsa
1/8" x 1/2" spruce " "
1/8" sht.
All "ribs" 1/8" sq. spruce (both sides) or balsa
1/8" sht.
FST 1/8" sht.
FBT 1/8" sht.
FTT 1/8" sht.
Brace
3/32" sht.
All stringers 1/4" sq. balsa
Door on left side
1/4" sht. F.W.
Brass tube soldered to sht. brass - stab support
inside aux. horn
3/32" max. w/ 1/8" Brass tube flattened & drilled 1/16" for clevis
incidence adj.
1/4" sq. balsa
1/8" x 1/2 spruce (both sides)
1/4" sq. balsa
1/4" sq. spruce longeron
All uprights & diagonals 1/4" sq. spruce
1/8" x 1/2" balsa stringers
3/16" sht. w/ 1/32" ply both sides laminate w/ epoxy
3/32" sht. from F3 to F4
1/4" sq. spruce cross brace
1/4" spruce
Ply braces
1/8" Ply - Top, bottom & sides.
1/4" x 1/8" spruce L.G. mount
Firewall
C.B. Associates heavy duty tail wheel assembly
1½" dia. tailwheel
3/16" Brass Tube
Air-foiled Alum. Tube outside
Bottom stringers (2) 1/4" sq. balsa
1/4" sq. spruce longeron
3/32" x 1/4" glued to corner of longerons & Rounded
Scale Fairing outline
1/4" x 1/2" spruce across fuse.
Nylon wing bolts
Front L.G. 1/4" M.W. (2 req.)
Rear L.G. 1/4" M.W.
3/32" sht. FST Forward
FST 1/8" Lite Ply. or balsa
FSS 1/8" sht.
Top view
1/4" Nylon wing bolts
1/8" M.W. cabane brace (2)
Rear cabane strut 5/32" M.W.
Front cabane strut 5/32" M.W.
Headrest Former 1/8" Lite Ply.
FGT 1/8" sht.
L.G. attachment Former 1/8" Ply.
5½" dia. Williams Bros. Balloon wheels
WACO CTO
TAPERWING
3" = 1' scale
Designed & Drawn by:
Larry Scott
Traced in Ink by: Al Patterson
(Nov 81)
MODEL BUILDER magazine
Plan No: 11811-A

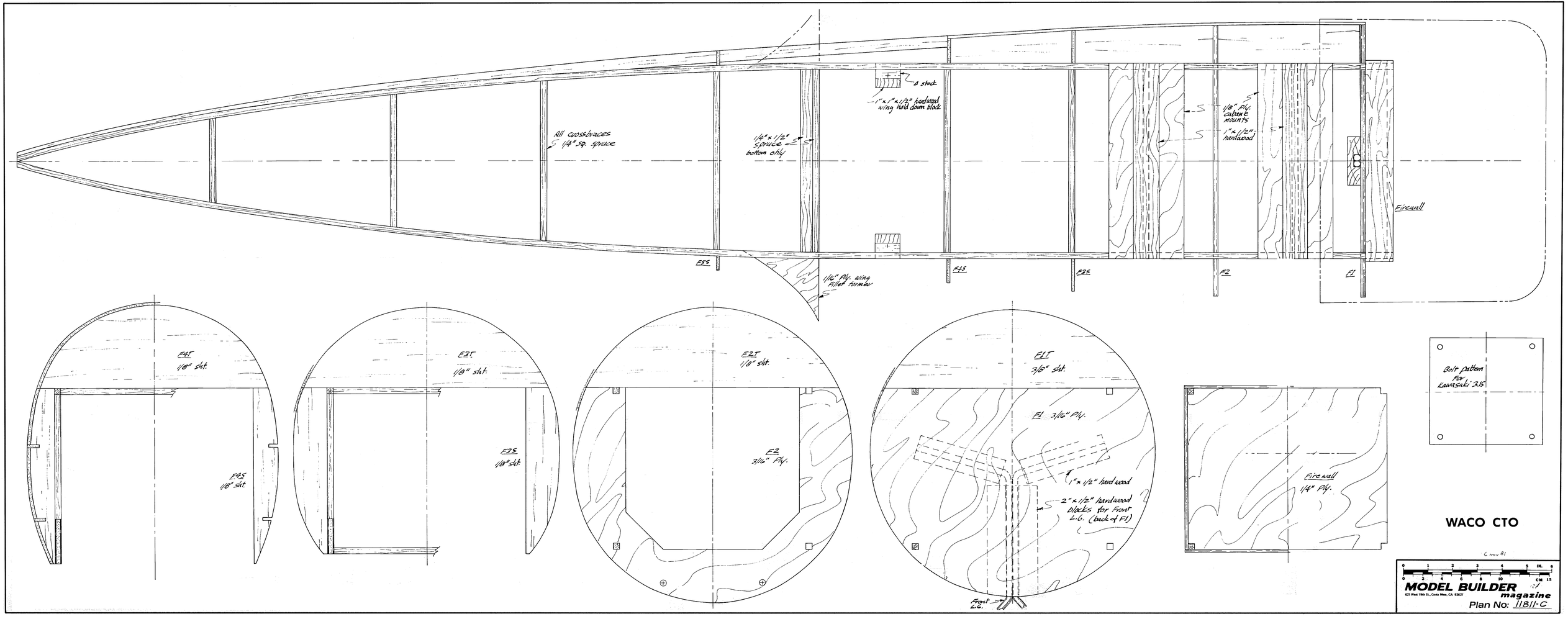
All cross braces 1/4" sq. spruce
1/4" x 1/2" spruce bottom chly
Δ stock
1" x 1" x 1/2" hardwood wing hold down block
1/8" Ply. cabank mounts
1" x 1/2" hardwood
Firewall
F4S
F4S
F3S
F2
F1
1/16" Ply. wing fillet former
F4T
1/8" sht.
F4S
1/8" sht.
F3T
1/8" sht.
F3S
1/8" sht.
F2T
1/8" sht.
F2
3/16" Ply.
F1T
3/16" sht.
F1 3/16" Ply.
1" x 1/2" hardwood
2" x 1/2" hardwood blocks for Front L.G. (back of F1)
Front L.G.
Firewall
1/4" Ply.
Bolt pattern For Kawasaki 3.15
WACO CTO
Lines 81
0 1 2 3 4 5 IN. 6
0 2 4 6 8 10 CM 15
MODEL BUILDER magazine
621 West 19th St., Costa Mesa, CA 92627
Plan No: 1181-C

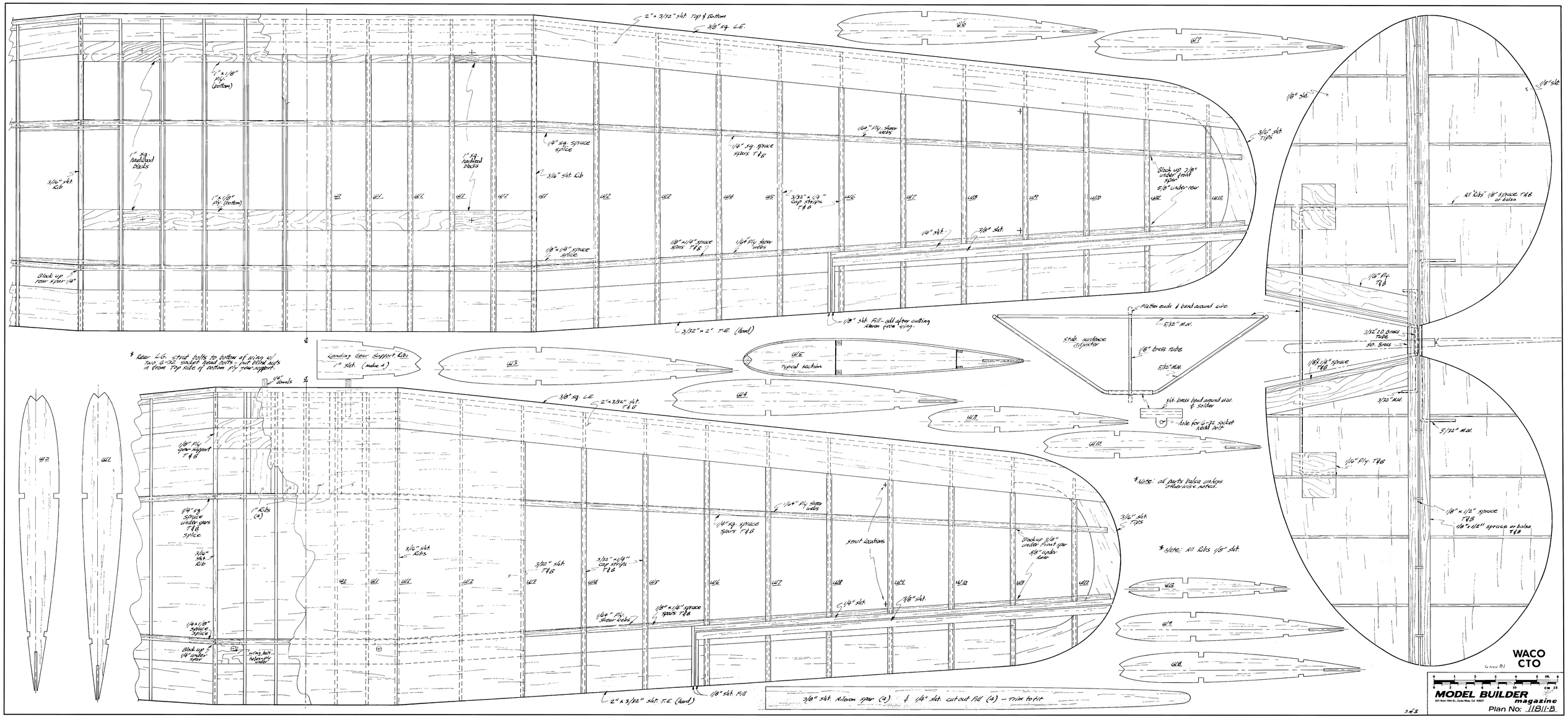
2" × 3/32" slt. top & bottom
3/8" sq. L.E.
1/16" × 1/8" ply (bottom)
1" sq. hardwood blocks
3/16" slt. Rib
1/4" sq. spruce splice
3/16" slt. Rib
1/4" sq. spruce spars T&B
1/64" ply shear webs
3/32" × 1/4" cap strips T&B
Block up 3/8" under front spar 5/8" under rear
3/16" slt. tips
1/8" slt.
1/16" slt.
1/8" × 1/8" spruce spars T&B
1/64" ply shear webs
1/4" slt.
7/8" slt.
Block up rear spar 1/4"
3/32" × 2" T.E. (hard)
1/8" slt. Fill - add after cutting Aileron from wing.
All Ribs 1/8" spruce T&B or balsa
1/16" Ply T&B
Flatten ends & bend around wire
5/32" M.W.
Strut assistance adjuster
1/8" brass tube
5/32" M.W.
3/32" O.D. brass tube
Sq. brass
1/8" × 1/4" spruce T&B
3/32" M.W.
5/32" M.W.
1/8" × 1/2" spruce T&B
1/8" × 1/2" spruce or balsa T&B
1/16" Ply T&B
Slit brass bend around M.W. & solder
hole for 6-32 socket head bolt
* Note: all parts balsa unless otherwise noted.
* Note: All Ribs 1/8" slt.
* Rear L.G. strut bolts to bottom of wing w/ two 6-32 socket head bolts - put blind nuts 1/4 from top side of bottom 1/4" rear-support.
Landing Gear Support Rib 1" slt. (make 4)
Typical section
1/4" dowels
3/8" sq. L.E.
2" × 3/32" slt. T&B
1/8" Ply spar support T&B
1/4" sq. spruce under-spars T&B splice
1" Ribs (4)
3/16" slt. Ribs
3/16" slt. Ribs
3/32" slt. T&B
3/32" × 1/4" cap strips T&B
1/4" sq. spruce spars T&B
1/64" ply shear webs
strut locations
Block up 3/8" under front spar 5/8" under rear
3/16" slt. tips
1/4" slt.
7/8" slt.
1/8" × 1/8" spruce spars T&B
1/64" ply shear webs
1/4 × 1/8" spruce splice
Block up 1/4" under spar
wing bolt holes ply under
2" × 3/32" slt. T.E. (hard)
1/8" slt. Fill
3/8" slt. Aileron spar (4) & 1/4" slt. cut out fill (4) - trim to fit
WACO CTO
MODEL BUILDER magazine
671 West 19th St., Costa Mesa, CA 92627
Plan No: 118/1-B
343