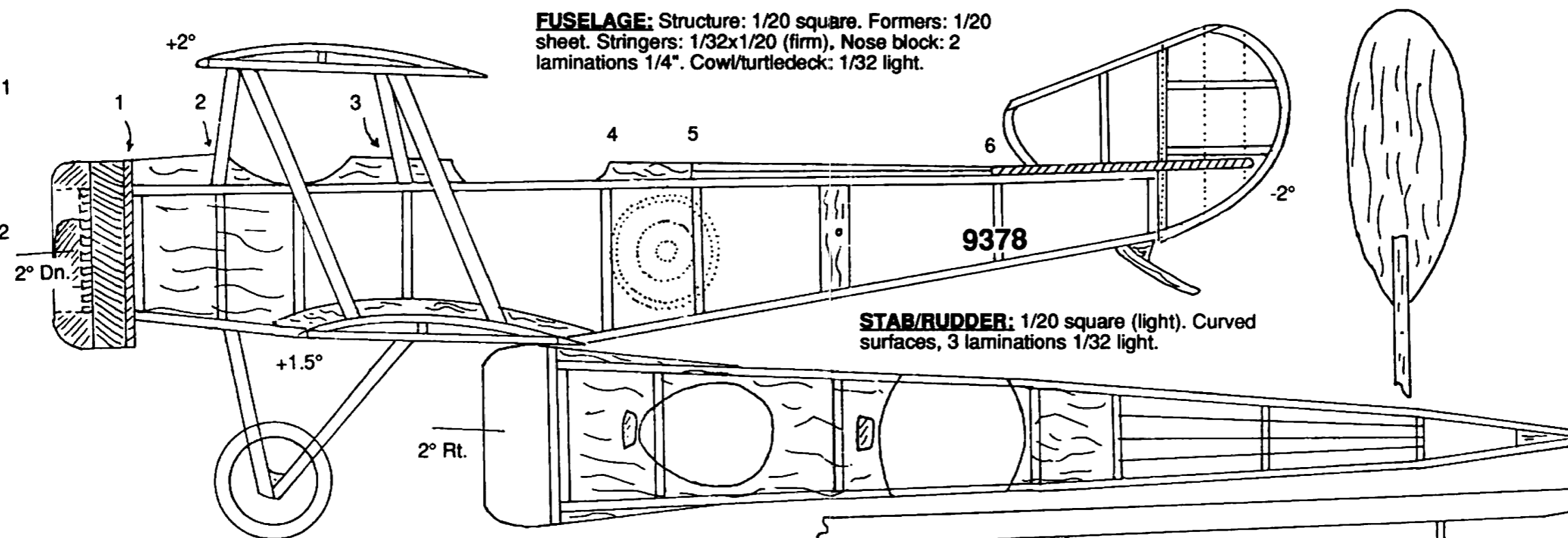



**FUSELAGE:** Structure: 1/20 square. Formers: 1/20 sheet. Stringers: 1/32x1/20 (firm). Nose block: 2 laminations 1/4". Cowl/turtledeck: 1/32 light.



**STAB/RUDDER:** 1/20 square (light). Curved surfaces, 3 laminations 1/32 light.

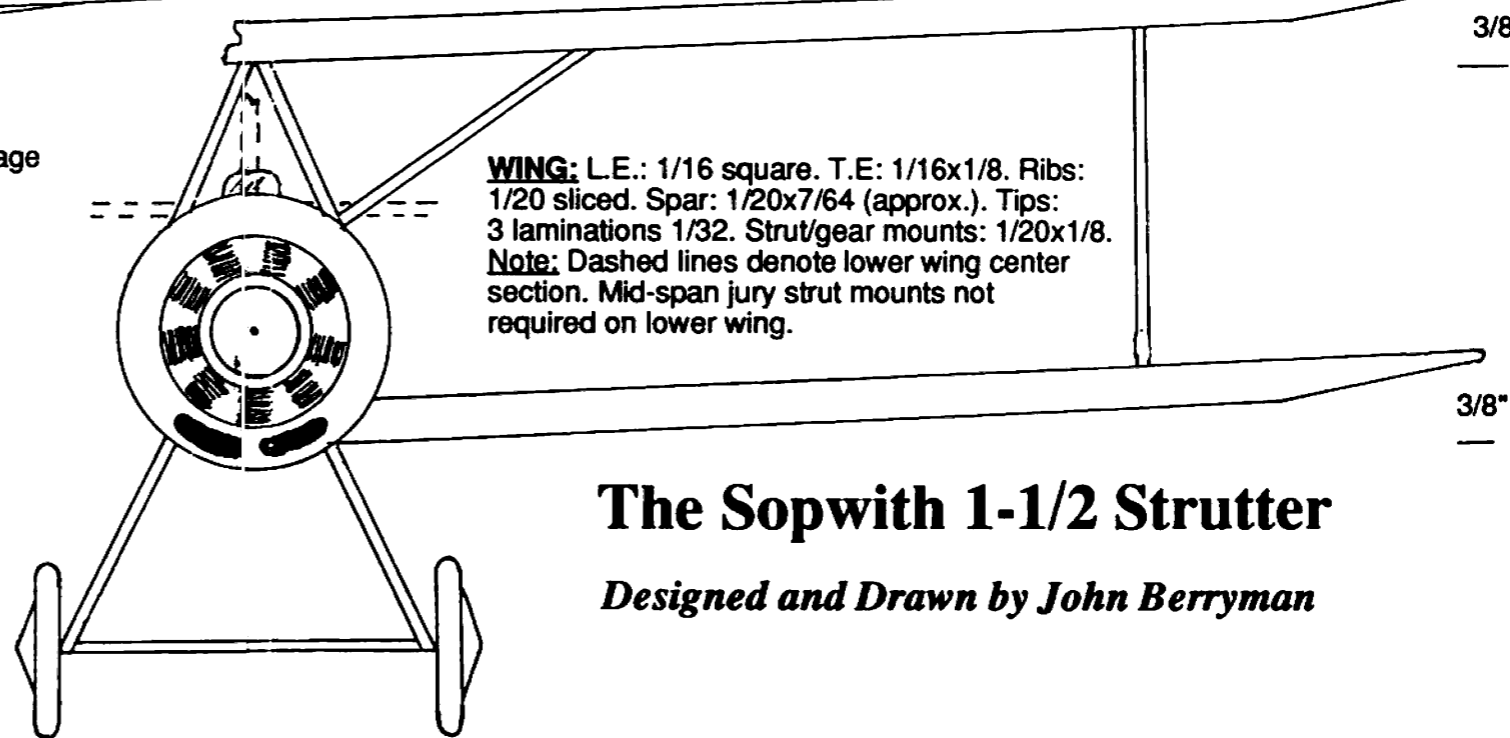
**MISCELLANEOUS:** Gear legs, 1/16x1/8 firm balsa or light spruce. Wheels: 2 laminations 1/16 (bush with 1/16 dowel). Hubs: Stiff paper cones. Cabane struts: .015 music wire covered with 1/20x1/8 light. Interplane/jury struts: 1/20x1/8.

**COLOR SCHEME:** Tops of flight surfaces: Olive green ("Khaki"); bottoms white. Fin: White. Rudder: Red, white, blue stripes. Top of fuselage down to upper longeron: Olive green, balance white. Cowl aft to first cabane strut: Silver. Struts/gear legs: Gray. Number (9378): Black.

**NOTES:** Ailerons present on both wings, dive brakes on lower wing roots only. This aircraft was apparently unarmed. Reference: *Aircraft Archive of World War One* (Argus Books/Motorbooks International), Volume 1, pp. 39-41.

**PROP:** Spar: 1-1/2" long 1/8" dowel. Blades: 1/64 ply., soaked, taped to a 12-ounce beverage can at 20 degrees from vertical (L.E. of blade to left, hub end down). Glue to spar at 30 degrees pitch angle.

**WING:** L.E.: 1/16 square. T.E.: 1/16x1/8. Ribs: 1/20 sliced. Spar: 1/20x7/64 (approx.). Tips: 3 laminations 1/32. Strut/gear mounts: 1/20x1/8. **Note:** Dashed lines denote lower wing center section. Mid-span jury strut mounts not required on lower wing.



## The Sopwith 1-1/2 Strutter

*Designed and Drawn by John Berryman*