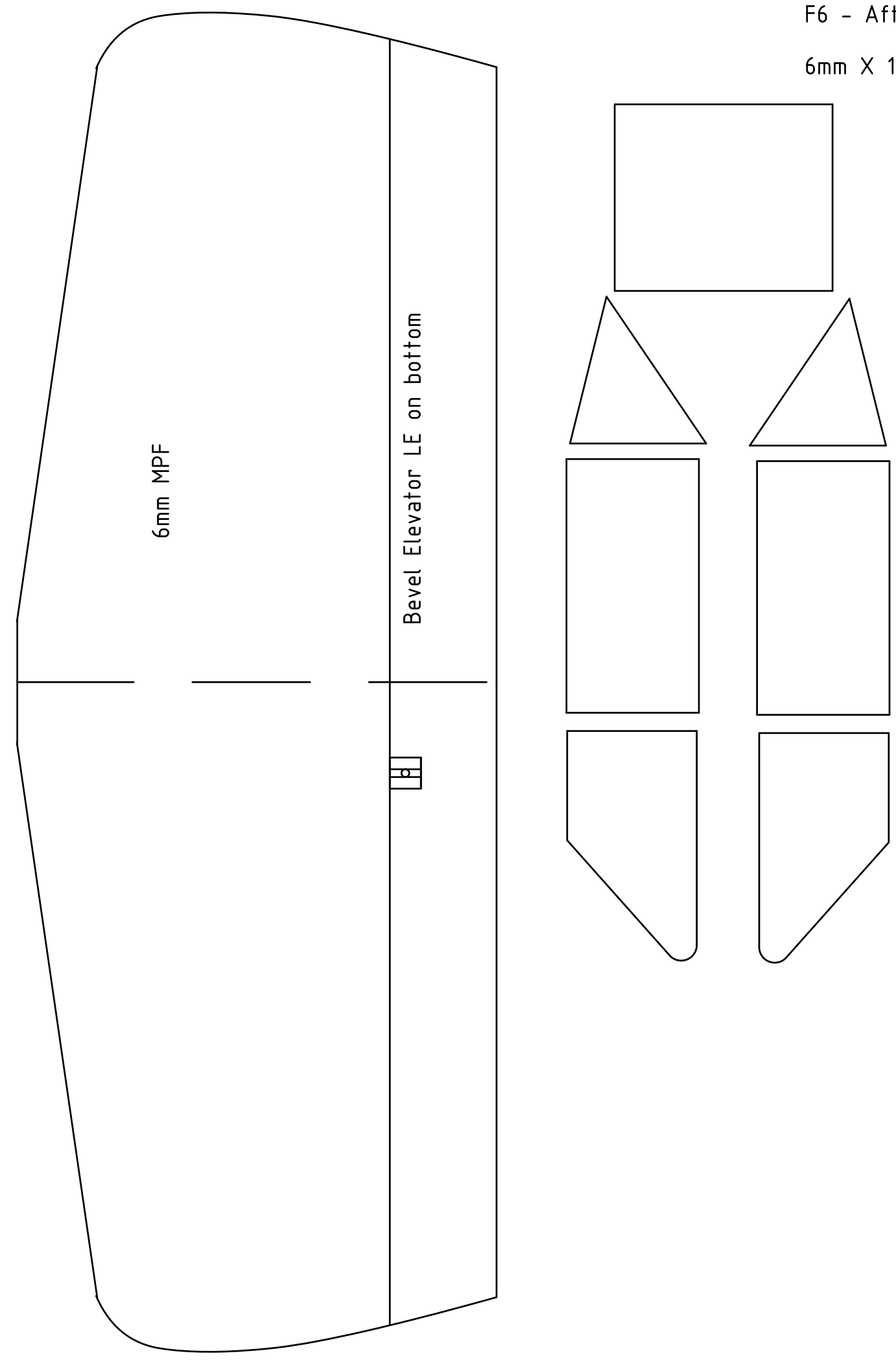
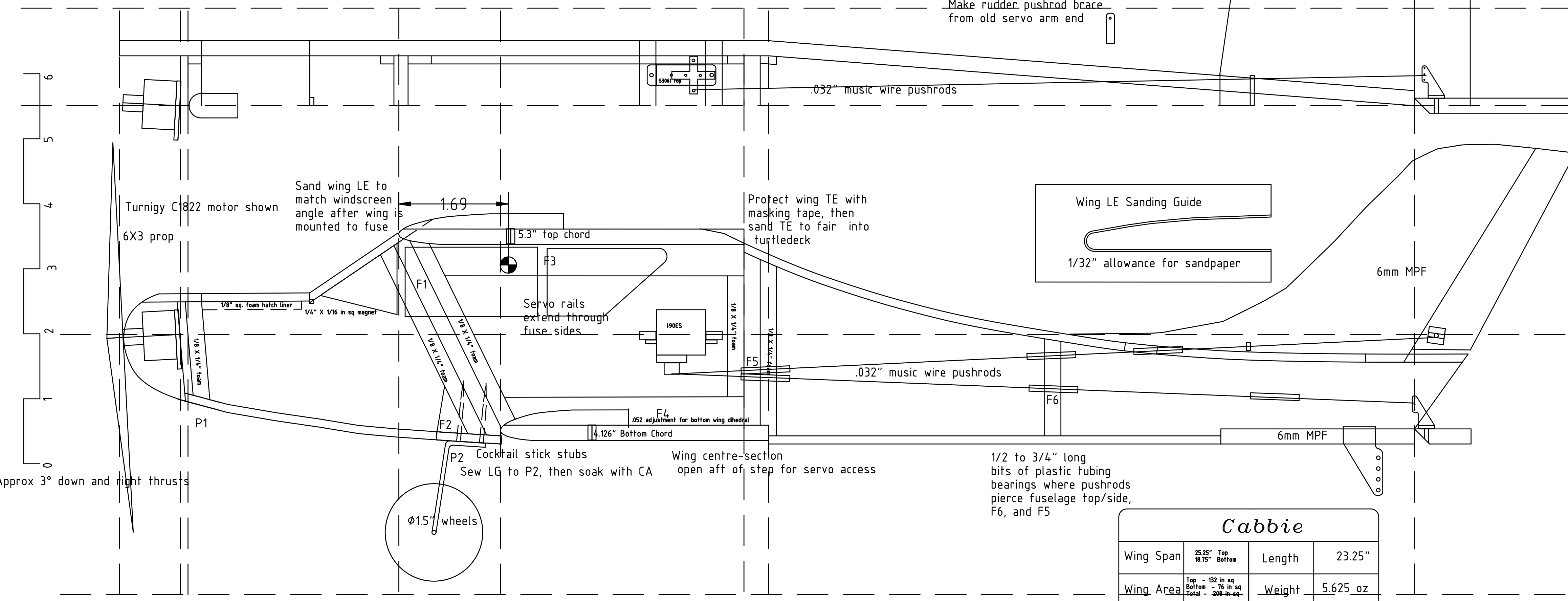
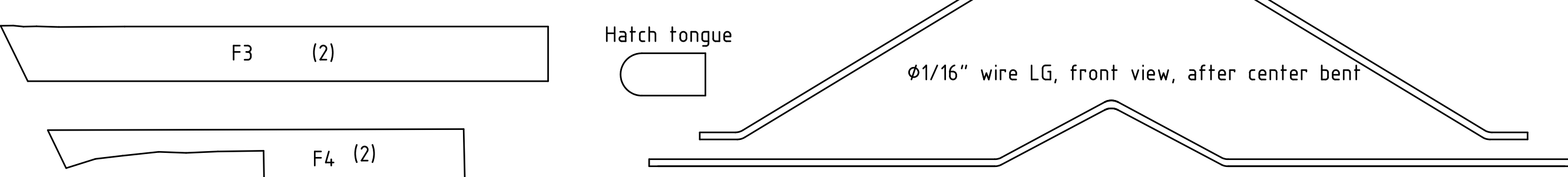




- Parts List
- 1/8" Lite Ply
  - P1 - Firewall
  - P2 - LG plate
  - 1/16" Birch Ply
  - P3 - Top spar joiner
  - P4 Bottom spar joiner
  - Odds
  - 1/8 X 1/4" bass servo rails
  - 1/8 X 1/2" dessert stick end hatch front lip
  - Foam
  - 1/8"
  - F2 - LG brace (2)
  - F3 - Top wing saddle (2)
  - F4 - Bottom wing saddle (2)
  - F7 - Hatch liner
  - 1/4"
  - F1 - Wing LE bulkhead
  - F5 - Wing TE bulkhead
  - F6 - Aft bulkhead
  - 6mm X 1/16" carbon fibre spars



Cabbie			
Wing Span	25.25" Top 18.75" Bottom	Length	23.25"
Wing Area	Top - 132 in sq Bottom - 76 in sq Total - 208 in sq	Weight	5.625 oz
Designed & Drawn by Bill Bowne		Spring 2022	



LASER print these, glue them on with a glue-stick, then seal them with water-based clear (I used Polycrylic).

